

W SERIES

DIFFERENT SCHEDULES EACH DAY

7 DAY TIME SWITCH



CALIFORNIA Title 24

ASHRAE 90.1

APPLICATIONS



- Heating
- Air conditioning
- Display lighting
- Ventilating systems
- Lighted signage
- Storefront lighting

FEATURES

SCHEDULING: Minimum ON setting is 1 hour with a minimum OFF setting of 2 hours. Minimum 8 hours between 2 OFF settings. Models W400A and W402A offer minimum ON/OFF settings of 3½ hours. 7 day calendar dial accommodates up to 2 pairs of ON/OFF trippers per day – 7 pairs are supplied.

SKIP-A-DAY: Omit operations on any day.

MANUAL OVERRIDE: Until the next regularly scheduled ON or OFF automatic operation then resumes.

OPTIONAL RESERVE POWER: “L” models keep dial on time up to 24 hours during power outage.

ORDERING INFO

CATALOG NO.	UPC CODE	INPUT SUPPLY (VAC) 60Hz	OUTPUT CONTACTS	ENCLOSURE TYPE
W100	30001	120	SPST	
W120	33001	120	SPDT	
W200	31001	120	DPST	
W202	31011	208-277	DPST	Metal Indoor NEMA 1
W220	34001	120	DPDT	
W222	34011	208-277	DPDT	
W300	32001	120	3PST	
W300-O	32003	120	3PST	Metal Indoor/Outdoor NEMA 3
W302	32002	208-277	3PST	
W400A	35001	120	4PST	Metal Indoor NEMA 1
W402A	35002	208-277	4PST	
WITH RESERVE POWER				
W220L	39009	120	DPDT	
W222L	39010	208-277	DPDT	
W300L	39005	120	3PST	Metal Indoor NEMA 1
W302L	39006	208-277	3PST	
W400AL	39007	120	4PST	
Replacement Trippers	Order #P69 for 7 pairs of ON/OFF trippers except W400 series use #P69i.			
Replacement Motor	#101 (120V) & #201 (208-277V). For W400 series units order #101i (120V) & #201i (208-277V). For “L” models order #36 (120V) and #46 (208-277V), except W400 series consult factory.			

SPECIFICATIONS

INPUT VOLTAGE: 120 or 208-277VAC, 60Hz, varies by model.

TIMING ACCURACY: Line frequency.

TERMINAL RANGE: #8 - #14AWG.

OPERATING TEMPERATURE:
-40° to 165°F (-40° to +74°C).

POWER CONSUMPTION: 3 watts, 5 watts for "L" models maximum.

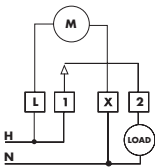
ENCLOSURE: Indoor NEMA 1 Metal with lockable hasp. Other enclosures include metal Indoor/Outdoor NEMA 3 with suffix "O" (see page 153 for enclosure dimensions).

CONTACT RATINGS

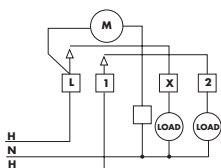
TYPE	VOLTAGE	CONTACT RATING
General Purpose	120 -277VAC single phase	40A
Resistive	120 -277VAC single phase	40A
Tungsten	120VAC	40A
Inductive	120, 277VAC single phase	20A
Pilot Duty	120 -277VAC	1000VA
Motor	120VAC	2HP
	240 VAC	5HP

WIRING DIAGRAMS

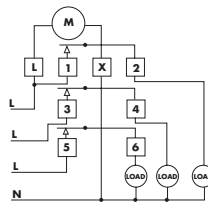
W100 (SPST)



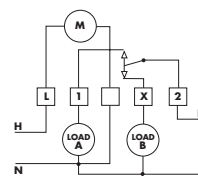
W200 (DPST)



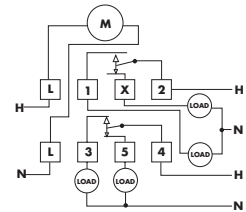
W300 (3PST)



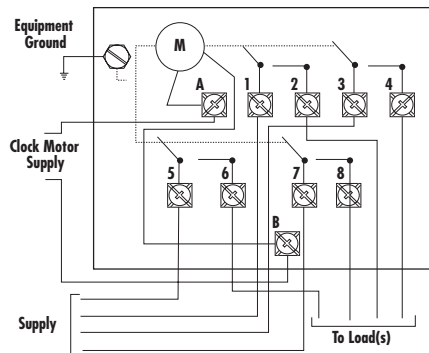
W120 (SPDT)



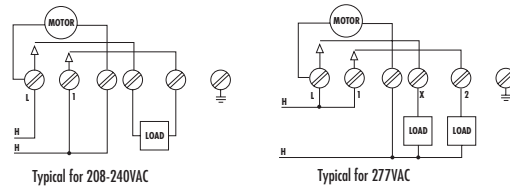
W220 (DPDT)



W400A (4PST)



W202 (DPST)



SPECIFICATION WRITER'S GUIDE

Furnish and install, where shown, TORK time switch of the 7 day type, powered by a self-starting synchronous motor, capable of being set for different ON/OFF times each day of the week, to an operating accuracy of plus or minus 15 minutes of the desired time. Time switch contacts shall be capable of switching 40 amperes per pole continuously at 277 volts and shall be SPST (DPST, 3PST, DPDT, SPDT, 4PST as required). Removable ON/OFF trippers shall make possible automatic operation with a minimum ON period of one hour and a minimum of 2 hours between one OFF operation and the next ON. Models W400 and W402 offer minimum ON and OFF settings of 3.5 hours. Enclosure shall be NEMA 1 surface, finished in baked beige enamel, with combination 1/2" - 3/4" knock-outs on bottom and both sides. Provision shall be made for positive padlocking. Terminals shall be capable of receiving #8AWG wire. Time switch shall be TORK Model W___ (to fit requirement). FOR RESERVE POWER (Add suffix L): Spring-driven reserve shall be provided sufficient to operate the Time Switch contacts at least 24 hours after power failure (16 hour reserve power on 4PST models). On restoration of power, time switch shall transfer to synchronous motor driven and automatically rewind reserve power unit.