

Grässlin (UK) Ltd

Tel : 01732 359888 Fax : 01732 354445

GRÄSSLIN
A GE Power Controls Company

INSTALLATION & OPERATING INSTRUCTIONS

SYNCHRONOUS TIMERS

TALENTO 111 DAILY PROGRAMME
TALENTO 121 1 HOUR PROGRAMME
TALENTO 171 WEEKLY PROGRAMME

QUARTZ TIMERS WITH RUNNING RESERVE

TALENTO 211 DAILY PROGRAMME
TALENTO 271 WEEKLY PROGRAMME

QUARTZ TWO CHANNEL TIMERS

TALENTO 202 WEEKLY & DAILY PROGRAMMES
TALENTO 212 2 SEPARATE DAILY PROGRAMMES

INSTALLATION – GENERAL NOTES:

INSTALLATION SHOULD BE CARRIED OUT IN ACCORDANCE WITH THE CURRENT EDITION OF THE I.E.E. WIRING REGULATIONS. ALL TERMINALS ARE SUITABLE FOR FIXED CABLES, AND FOR FLEXIBLE CABLES OR CORD. SWITCH THE SUPPLY OFF AT THE MAINS. MEANS OF DISCONNECTION FROM THE SUPPLY HAVING AT LEAST 3mm CONTACT SEPARATION IN ALL POLES MUST BE INCORPORATED IN THE FIXED WIRING MAINS SUPPLY

SWITCHING TIMES

ONE HOUR -- TALENTO 121, MINIMUM 1.25 MINUTE.
TWENTY FOUR HOUR -- TALENTO 111, 211, 202 & 212, MINIMUM SWITCHING TIME: 15 MINUTES.
SEVEN DAY -- TALENTO 111, 211, 202 & 212, MINIMUM SWITCHING TIME: 2 HOURS.
NOTE: WEEKDAYS ARE PRINTED IN ABBREVIATIONS OF THREE LANGUAGES.

OPTIONAL WALL SURFACE-MOUNT AVAILABLE

3 MODULE WIDE ENCLOSURE ARTICLE NUMBER 03.53.0083.2
6 MODULE WIDE ENCLOSURE ARTICLE NUMBER 03.59.0046.2

SETTING UP

ROTATE MINUTE HAND UNTIL ARROWHEAD ON CLOCK FACE, ALIGNS WITH CORRECT TIME ON OUTER DIAL. I.e. 8 = 8.00 a.m., 18 = 6.00 p.m. (see figure 1).
WHEN SETTING UP SEVEN DAY VERSION (TALENTO 171, 271 & 202), ALIGN CORRECT TIME ON OUTER DIAL, WITHIN CURRENT DAY SECTOR OF DIAL.
TO SET ON/OFF TIMES, MOVE ALL TAPPETS OUT BETWEEN ON AND OFF TIMES REQUIRED POSITION i.e. TO SET ON AT 8.00 a.m. AND OFF AT 11.00 a.m. MOVE ALL TAPPETS TO OUTER POSITION, SET ANY OTHER ON/OFF TIMES IN A SIMILAR MANNER.

MANUAL SWITCH

THE MANUAL SWITCH CAN BE MOVED TO OVERRIDE THE TIMED SELECTION:

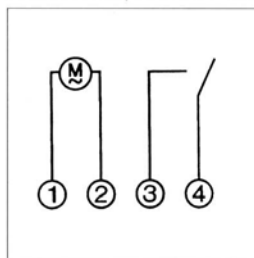
IN POSITION **1** THE TIMESWITCH IS PERMANENTLY ON IRRESPECTIVE OF TAPPET POSITIONS.

IN **CLOCK FACE** POSITION THE TIMESWITCH IS OPERATING ON TIMED CONTROL AND WILL SWITCH ON AND OFF AS DETERMINED BY TAPPET POSITIONS.

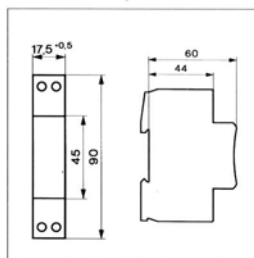
IN POSITION **0** THE TIMESWITCH IS PERMANENTLY OFF IRRESPECTIVE OF TAPPET POSITIONS.

THE MANUAL SWITCH MUST BE RETURNED TO **CLOCK FACE** POSITION TO RESTORE THE TIMED FUNCTION.

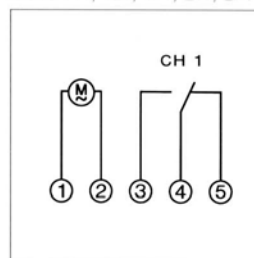
talento 111 mini, talento 211 mini



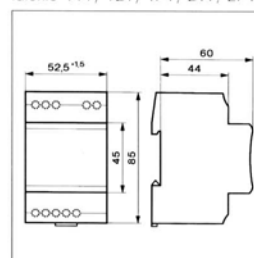
talento 111 mini, talento 211 mini



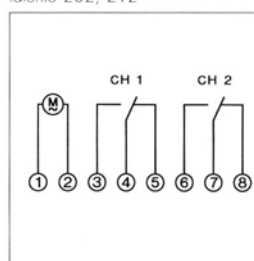
talento 111, 121, 171, 211, 271



talento 111, 121, 171, 211, 271



talento 202, 212



talento 202, 212

