

INTERMATIC EI200 ELECTRONIC IN-WALL COUNTDOWN TIMER

FEATURES:

- 5-10-15-30 - Minute time ranges.
- Continuous HOLD feature.
- Available in White, Ivory, & Light Almond

RATINGS :

15A General Purpose
1000W, Tungsten
1/4 HP Motor
1000 VA, Ballast
125 Vac, 60 Hz
Leads: Black-Line, White-Neutral, Red-Load, Green-Ground

INSTALLATION

1. **WARNING: TO AVOID FIRE, SHOCK, OR DEATH, TURN OFF POWER AT CIRCUIT BREAKER AND TEST THAT POWER IS OFF BEFORE WIRING.**
2. Remove wall plate and disconnect light switch. Make sure both "hot" and neutral wires are present in the junction box. (See Fig. 1.) If both wires are not present, additional wiring will be necessary before installation can be completed.
3. Connect red timer wire to wire from fixture using wire connector. Connect black timer wire to the "hot" (usually black or red) wire in junction box using wire connector. Cut white wire in junction box (or open splice) and strip 3/8" of insulation on both wires. Connect white timer wire to white wires in junction box using wire connector. (See Fig. 2)
4. If the wall switch you are replacing had separate grounding conductors connected to the GREEN screw on the switch, make sure to connect these to the green wire from the timer with a wire connector.
5. Check that all wire connections are secure.
6. Place all wires inside junction box. Fit timer into junction box. Next, install timer using (2) mounting screws furnished.
7. Reconnect your electrical power.

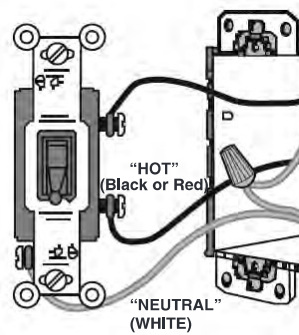


FIGURE 1

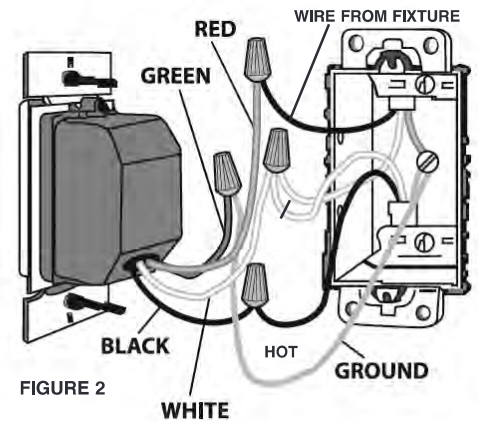



FIGURE 2



OPERATIONS

Timer Mode

To enter timer mode, press and release the push button (for less than 2 seconds) repeatedly to select one of the four time settings or OFF (5 minutes - 10 minutes - 15 minutes - 30 minutes - OFF). The illuminated LED indicates which time setting is selected and the connected load is turned ON. Timer starts counting down until time out is reached, all 5 LED's go off and the connected load turns OFF.

Hold Mode (Continuous Operation)

To turn timer ON for extended periods of time, press and hold the push button for more than 2 seconds. Timer enters HOLD mode, HOLD LED turns on, and the connected load is turned ON. To exit HOLD mode press and release the push button, all 5 LED's go off and the connected load turns OFF.

LIMITED 1 YEAR WARRANTY

If within one (1) year from the date of purchase, this product fails due to a defect in material or workmanship, Intermatic Incorporated will repair or replace it, at its sole option, free of charge. This warranty is extended to the original household purchaser only and is not transferable. This warranty does not apply to: (a) damage to units caused by accident, dropping or abuse in handling, acts of God or any negligent use; (b) units which have been subject to unauthorized repair, opened, taken apart or otherwise modified; (c) units not used in accordance with instructions; (d) damages exceeding the cost of the product; (e) sealed lamps and/or lamp bulbs, LED's and batteries; (f) the finish on any portion of the product, such as surface and/or weathering, as this is considered normal wear and tear; (g) transit damage, initial installation costs, removal costs, or reinstallation costs.

INTERMATIC INCORPORATED WILL NOT BE LIABLE FOR INCIDENTAL OR CONSEQUENTIAL DAMAGES. SOME STATES DO NOT ALLOW THE EXCLUSION OR LIMITATION OF INCIDENTAL OR CONSEQUENTIAL DAMAGES, SO THE ABOVE LIMITATION OR EXCLUSION MAY NOT APPLY TO YOU. THIS WARRANTY IS IN LIEU OF ALL OTHER EXPRESS OR IMPLIED WARRANTIES. ALL IMPLIED WARRANTIES, INCLUDING THE WARRANTY OF MERCHANTABILITY AND THE WARRANTY OF FITNESS FOR A PARTICULAR PURPOSE, ARE HEREBY MODIFIED TO EXIST ONLY AS CONTAINED IN THIS LIMITED WARRANTY, AND SHALL BE OF THE SAME DURATION AS THE WARRANTY PERIOD STATED ABOVE. SOME STATES DO NOT ALLOW LIMITATIONS ON THE DURATION OF AN IMPLIED WARRANTY, SO THE ABOVE LIMITATION MAY NOT APPLY TO YOU.

This warranty service is available by either (a) returning the product to the dealer from whom the unit was purchased, or (b) mailing the product, along with proof of purchase, postage prepaid to the authorized service center listed below. This warranty is made by: Intermatic Incorporated/After Sales Service/7777 Winn Rd., Spring Grove, Illinois 60081-9698/815-675-7000 <http://www.intermatic.com> Please be sure to wrap the product securely to avoid shipping damage.