

Conditions where outdoor air supply is needed

Applies to gas water heater

Air for combustion and ventilation must not come from a corrosive atmosphere.

Any failure due to corrosive elements in the atmosphere is excluded from warranty coverage.

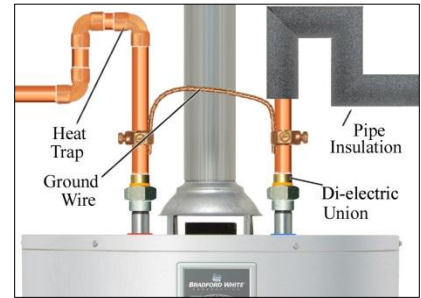
The following types of installation (not limited to the following) require outdoor air for combustion due to chemical exposure and may reduce but not eliminate the presence of corrosive chemicals in the air:

- Beauty shops
- Photo processing labs
- Buildings with indoor pools
- Water heaters installed in laundry, hobby, or craft rooms
- Water heaters installed near chemical storage areas

Combustion air must be free of acid-forming chemicals such as sulfur, fluorine, and chlorine. These elements are found in aerosol sprays, detergents, bleaches, cleaning solvents, air fresheners, paint, and varnish removers, refrigerants, and many other commercial and household products. When burned, vapors from these products form highly corrosive acid compounds. These products should not be stored or used near the water heater or air inlet.

Combustion and ventilation air requirements are determined by the location of the water heater. The water heater may be located in either an open (unconfined) area or in a confined area or small enclosure such as a closet or small room. Confined spaces are areas with less than 50 cubic feet for each 1,000 BTU/HR of the total input for all gas-using appliances.

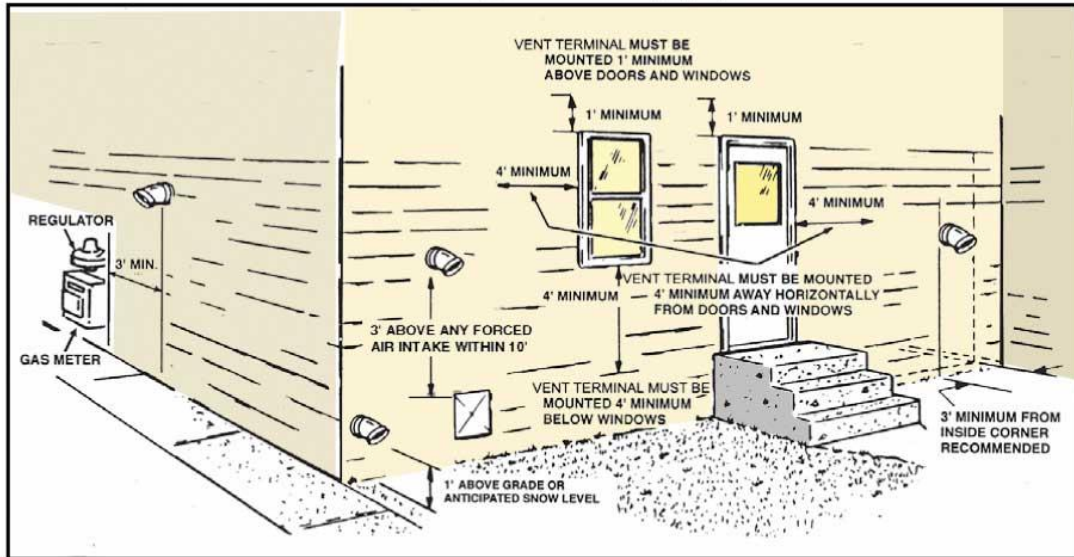
Applies to Gas water heater



Water heaters draw air into combustion chamber

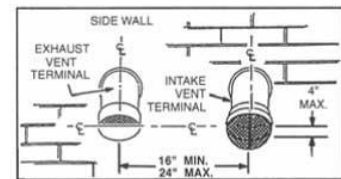
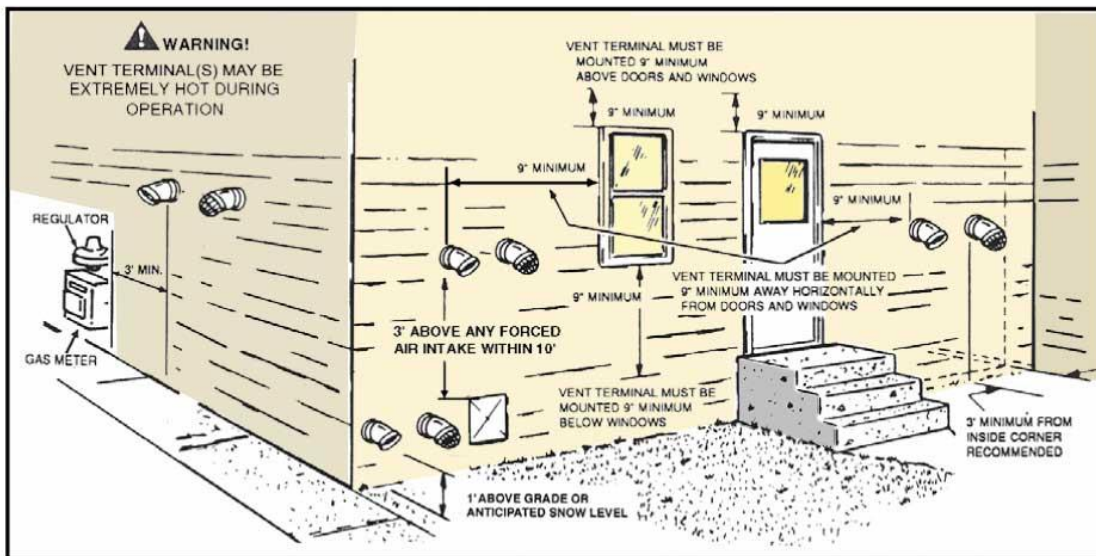
VENT TERMINATION CLEARANCES

THROUGH-THE-WALL (single exhaust pipe) INSTALLATIONS



Note: Some models have a "Tee" vent terminal. Also note that "Through-The-Wall" (single pipe) terminals must be further from windows and doors than "Direct Vent" (two pipe) terminals.

DIRECT VENT (two pipe, exhaust and intake) INSTALLATIONS



[http:// waterheatertimer.org/How-to-install-gas-water-heater.html](http://waterheatertimer.org/How-to-install-gas-water-heater.html)