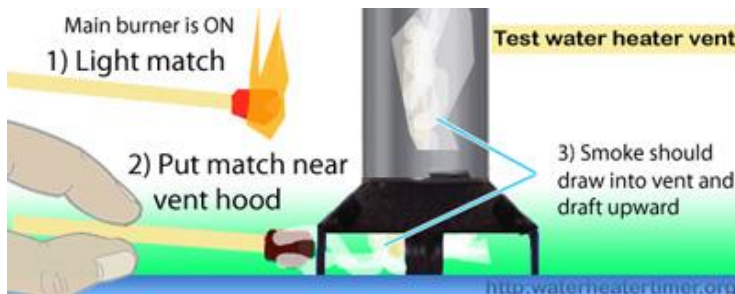
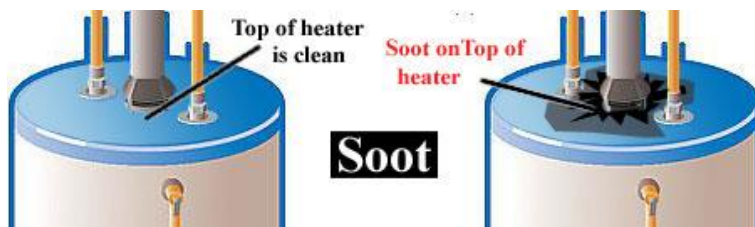


## How to check water heater draft and recognize venting problems

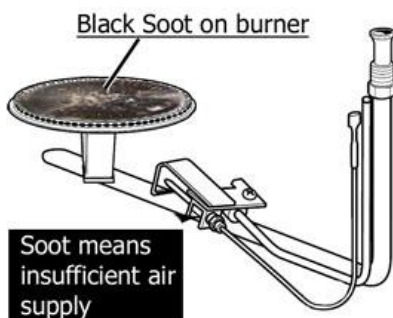
1. Close all doors and windows to the outside
2. Turn on all appliances that force air out of the building.  
These include all exhaust/ventilation fans, furnaces, clothes dryers, wood burning stoves, etc.  
Open all doors between the water heater and these other gas appliances.
3. With the heater not running, hold a smoke source (candle, incense, etc.) near the vent hood opening on top of heater.
4. The smoke should get sucked into the opening.
5. If the smoke comes back towards you, there is a backdraft. This is considered negative air and poor venting.
6. Run water heater for at least 10 minutes, then light match 1" away from vent hood opening, blow out match, and see if smoke drafts immediately into vent pipe.
7. If smoke comes back towards you while the heater operates, carbon monoxide is spilling back into the building. Serious health risk of carbon monoxide poisoning: Call plumber and have vents and negative pressure conditions repaired.
8. Poor venting can result in sooting inside the heater, and on top of heater



Smoke should draft immediately upward



Soot indicates bad venting, and danger



Soot indicates bad venting, and danger