

A.O. SMITH

WATER PRODUCTS COMPANY

ELECTRIC

RESIDENTIAL WATER HEATER PARTS LIST
MODELS EES - 30/40/52/66/80/120
SERIES 913, 915, 917, 920, 930

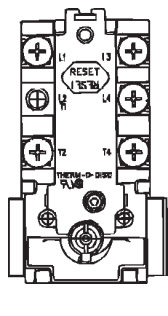
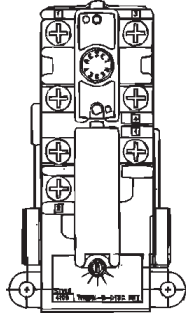
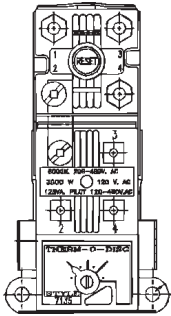
THERMOSTATS with ECO TYPES

15, 16

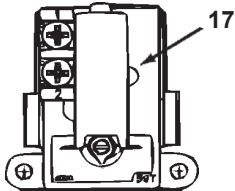
AW

59T


89T



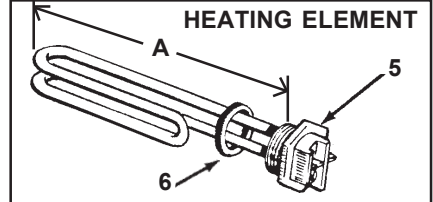
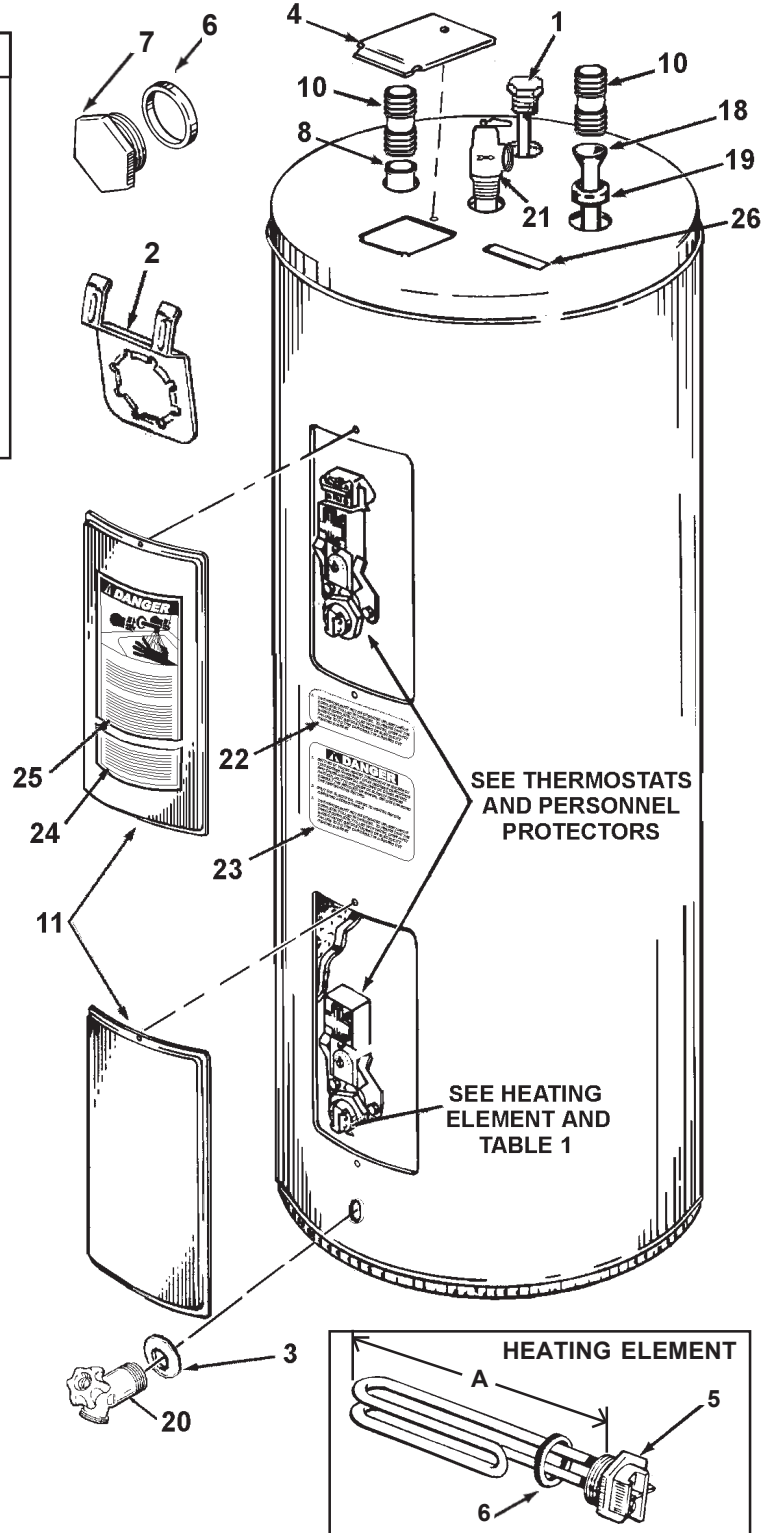
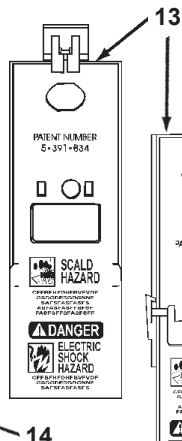
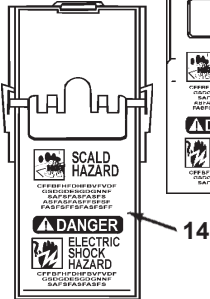

THERMOSTAT without ECO TYPES 59T



SCREW-IN ELEMENT REMOVER PART NO. 21163



PERSONNEL PROTECTORS



A.O. SMITH WATER PRODUCTS COMPANY
5621 W. 115TH STREET • ALSIP, ILLINOIS 60803
Phone: 1-800-433-2545 • Fax: 1-800-433-2515
www.hotwater.com • e-mail: parts@hotwater.com

**TABLE 1
HEATING ELEMENTS (ITEM 5)**

**Incoloy Sheathed Heating Elements,
part number includes element gasket.***

Part Number	Volts	Wattage	Max. "A" Dimension (inches)
24000-4	120	1500	9
24002-5	208	2000	9
24002-7	208	3000	16 1/2
24002-9	208	4000	16 1/2
24002-10	208	4500	16 1/2
24002-11	208	5000	16 1/2
24002-12	208	6000	16 1/2
24001-2	240	1000	9 1/4
24001-4	240	1500	9
24001-5	240	2000	11 1/2
24001-6	240	2500	11
24001-7	240	3000	13 1/2
24001-8	240	3500	13 3/4
24001-9	240	4000	16
24001-10	240	4500	13 3/4
24001-11	240	5000	16
24001-12	240	6000	16 1-2
24001-13	240	5500	13 1/2
24003-7	277	3000	16 1/2
24003-10	277	4500	16 1/2
24004-5	480	2000	16
24004-7	480	3000	16 1/2
24004-9	480	4000	16 1/2
24004-10	480	4500	16 1/2
24004-11	480	5000	16 1/2
24004-12	480	6000	16 1/2

**Zinc-Plated, Copper Sheathed Heating Elements,
part number includes element gasket.**

Part Number	Volts	Wattage	Max. "A" Dimension (inches)
23790-2	120	1000	8
23790-4	120	1500	11
23790-5	120	2000	11 1/2
23790-6	120	2500	11 1/2
23790-7	120	3000	11 3/4
23775-4	208	1500	13 1/2
23775-5	208	2000	13 1/2
23775-6	208	2500	13 1/2
23775-7	208	3000	13 1/2
23775-9	208	4000	13 1/2
23775-10	208	4500	13 1/2
23775-11	208	5000	16
23775-12	208	6000	16
23791-2	240	1000	8
23791-4	240	1500	11
23791-5	240	2000	13 1/2
23791-6	240	2500	12 1/2
23791-7	240	3000	11 3/4
23791-8	240	3500	13 1/2
23791-9	240	4000	13 1/2
23791-10	240	4500	13 1/2
23791-11	240	5000	16
23791-12	240	6000	16
23791-14	240	5500	16
23782-4	277	1500	11 1/2
23782-5	277	2000	13 1/2
23782-6	277	2500	13 1/2
23782-7	277	3000	11 3/4
23782-10	277	4500	13 1/2
23782-12	277	6000	15 1/2
23783-6	480	2500	11 1/2
23783-7	480	3000	13 3/4
23783-9	480	4000	13 1/2
23783-10	480	4500	16
23783-11	480	5000	16
23783-12	480	6000	13 1/2

*Incoloy sheathed elements are recommended replacement in hard water areas. Incoloy is a nickel alloy sheathing that resists overheating caused by scale, sludge and dry firing.

**A. O. SMITH
WATER PRODUCTS
COMPANY
www.hotwater.com**

Item	Description	EES-30(T)	EES-30(T)	EES-40(T)	EES-40(T)
		915	917	913	917
1	Anode, Aluminum	183523-16	183523-16	183523-23	183523-23
2	Bracket, Thermostat	182707	182707	182707	182707
3	Collar, Pipe	20172-21	20172-21	20172-21	20172-21
4	Cover, Junction Box	43441-700	43441-700	43441-700	43441-700
5	Element, Heating w/gasket - See Table 1	See Table 1	See Table 1	See Table 1	See Table 1
6	Gasket, Element	42537	42537	42537	42537
7	Hex Plug, Element (used in place of element, single element units)	42290	42290	42290	42290
8	Heat Trap Insert - HOT-OUTLET, internal ball-type**	----	----	181235	----
8	Heat Trap Insert - HOT-OUTLET, internal flapper-type**	183360	183360	----	183360
9	Manual, Installation and Instruction*	----	183495	----	183495
10	Nipples, PEX lined (3/4"-14 NPT x 2")	194130-2	194130-2	194130-2	194130-2
10	Nipples, PEX lined (3/4"-14 NPT x 3")	194130-3	194130-3	194130-3	194130-3
10	Nipples, Heat Trap, includes both inlet & outlet (3/4"-14 NPT x 3")	----	----	----	----
11	Panel, Front	181260-230	181260-230	181260-230	181260-23
12	Protector, Personnel - for use w/TOD type AW thermostat/ECO	39909	39909	39909	39909
13	Protector, Personnel - for use w/thermostats with ECO's	182117	182360	182117	182360
14	Protector, Personnel - for use w/thermostats without ECO's	182117-1	182117-1	182117-1	182117-1
THERMOSTATS VARY FOR CIRCUIT TYPES, CHECK T'STAT NO. BEING REPLACED					
Note: 89T Thermostats have ID numbers marked on side of plastic housing					
15	T'stat w/ECO (TOD 59T-4190; Limit 170°F; Adj. Range 90°F-150°F)	182499	----	182499	----
15	T'stat w/ECO (TOD 59T-4100; Limit 190°F; Adj. Range 110°F-170°F)	40832	----	40832	----
15	T'stat w/ECO (TOD 89T33; Limit 170°F; Adj. Range 90°F-150°F)	----	182354	----	182354
15	T'stat w/ECO (TOD 89T33; Limit 190°F; Adj. Range 110°F-170°F)	----	182896	----	182896
15	T'stat w/ECO (TOD AW-7135 w/66T ECO;..... Limit 190°F; Adj. Range 110°F-170°F)	41347	41347	41347	41347
16	T'stat w/ECO (TOD 59T-4090; Limit 170°F; Adj. Range 90°F-150°F)	182501	----	182501	----
16	T'stat w/ECO (TOD 89T13; Limit 170°F; Adj. Range 90°F-150°F)	----	182353	----	182353
16	T'stat w/ECO (TOD 89T13; Limit 190°F; Adj. Range 110°F-170°F)	----	182895	----	----
17	Lower T'stat w/o ECO (TOD 59T-4090; Adj. Range 90°F-150°F)	182359	182359	182359	182359
17	Lower T'stat w/o ECO (TOD 59T-4000; Adj. Range 110°F-170°F)	40834	40834	40834	40834
18	Tube, Inlet	183350-26	183350-26	183350-36	183350-36
18	Tube, Inlet w/Heat Trap**	181068-26	183354-26	181068-37	183354-37
19	Spacer, Inlet Tube	----	183706	----	183706
20	Valve, Drain - Plastic	42037-3	42037-3	42037-3	42037-3
20	Valve, Drain - Brass	26273-6	26273-6	26273-6	26273-6
21	Valve, Relief - T&P (150 PSI; 105,000 BTU)	23740-1	23740-1	23740-1	23740-1
Labels					
22	Label - Installed T&P	180078	180078	180078	180078
23	Label - Danger - Temp 120, Shut-Off Power, Full of Water	182755	182755	182755	182755
24	Label - Scald Time/Temp	182734	182734	182734	182734
25	Label - SCALD WARNING	181138	181138	181138	181138
26	Label - Caution GROUNDING	160418	160418	160418	160418
SMR # H-43 (Hi-Temp Dip Tube & Mag. Anode)					
1	Anode, Magnesium	183463-16	183463-16	183463-19	183463-19
18	Tube, Inlet - PS	160375-26	160375-26	160375-36	160375-36
18	Tube, Inlet - PS w/Heat Trap**	181295-26	181295-26	181295-37	181295-37
SMR # S-19 (Magnesium Anode)					
1	Anode, Magnesium	183463-16	183463-16	183463-19	183463-19
SMR # P-72 (Incoloy Element, Hi-Temp Dip Tube & Mag. Anode)					
1	Anode, Magnesium	183463-16	183463-16	183463-19	183463-19
10	Element, Incoloy Heating w/Gasket - See Table 1	See Table 1	See Table 1	See Table 1	See Table 1
18	Tube, Inlet - PS	160375-26	160375-26	160375-36	160375-36
18	Tube, Inlet - PS w/Heat Trap**	181295-26	181295-26	181295-37	181295-37

*Not illustrated. **Used on "T" models.

Item	Description	EES-52(T) 913	EES-52(T) 917
1	Anode, Aluminum	183523-23	183523-23
2	Bracket, Thermostat	182707	182707
3	Collar, Pipe	20172-21	20172-21
4	Cover, Junction Box	43441-700	43441-700
5	Element, Heating w/gasket - See Table 1		See Table 1
6	Gasket, Element	42537	42537
7	Hex Plug, Element (used in place of element, single element units)	42290	42290
8	Heat Trap Insert - HOT - OUTLET, internal ball-type**	181235	----
8	Heat Trap Insert - HOT - OUTLET, internal flapper-type**	----	183360
9	Manual, Installation and Instruction*		183495
10	Nipples, PEX lined (3/4"-14 NPT x 2")	194130-2	194130-2
10	Nipples, PEX lined (3/4"-14 NPT x 3")	194130-3	194130-3
10	Nipples, Heat Trap, includes both inlet and outlet (3/4"-14 NPT x 3")	----	----
11	Panel, Front	181260-230	181260-230
12	Protector, Personnel - for use w/TOD type AW thermostat with ECO	39909	39909
13	Protector, Personnel - for use w/thermostats with ECO's	182117	182360
14	Protector, Personnel - for use w/thermostats without ECO's	182117-1	182117-1
THERMOSTATS VARY FOR CIRCUIT TYPES, CHECK T'STAT NO. BEING REPLACED			
Note: 89T Thermostats have ID numbers marked on side of plastic housing			
15	T'stat w/ECO (TOD 59T-4190; Limit 170°F; Adj.Range 90°F - 150°F)	182499	----
15	T'stat w/ECO (TOD 59T-4100; Limit 190°F; Adj.Range 110°F - 170°F)	40832	----
15	T'stat w/ECO (TOD 89T33; Limit 170°F; Adj. Range 90°F - 150°F)	----	182354
15	T'stat w/ECO (TOD 89T33; Limit 190°F; Adj. Range 110°F - 170°F)	----	182896
15	T'stat w/ECO (TOD AW-7135 w/66T ECO; Limit 190°F; Adj.Range 110°F - 170°F)	41347	41347
16	T'stat w/ECO (TOD 59T-4090; Limit 170°F; Adj. Range 90°F - 150°F)	182501	----
16	T'stat w/ECO (TOD 89T13; Limit 170°F; Adj. Range 90°F - 150°F)	----	182353
16	T'stat w/ECO (TOD 89T13; Limit 190°F; Adj. Range 110°F - 170°F)	----	----
17	Lower T'stat w/o ECO (TOD 59T-4090; Adj. Range 90°F - 150°F)	182359	182359
17	Lower T'stat w/o ECO (TOD 59T-4000; Adj. Range 110°F - 170°F)	40834	40834
18	Tube, Inlet	183350-45	183350-45
18	Tube, Inlet w/Heat Trap**	182354-46	182354-46
19	Spacer, Inlet Tube	----	----
20	Valve, Drain - Plastic	42037-3	42037-3
20	Valve, Drain - Brass	26273-6	26273-6
21	Valve, Relief - T&P (150 PSI; 105,000 BTU)	23740-1	23740-1
Labels			
22	Label - Installed T&P	180078	180078
23	Label - Danger - Temp 120, Shut-Off Power, Full of Water	182755	182755
24	Label - Scald Time/Temp	182734	182734
25	Label - SCALD WARNING	181138	181138
26	Label - Caution GROUNDING	160418	160418
SMR # H-43 (Hi-Temp Dip Tube & Mag. Anode)			
1	Anode, Magnesium	183463-19	183463-19
18	Tube, Inlet - PS	160375-45	160375-45
18	Tube, Inlet - PS w/Heat Trap**	181295-46	181295-46
SMR # S-19 (Magnesium Anode)			
1	Anode, Magnesium	183463-19	183463-19
SMR # P-72 (Incoloy Element, Hi-Temp Dip Tube & Mag. Anode)			
1	Anode, Magnesium	183463-19	183463-19
10	Element, Incoloy Heating w/Gasket - See Table 1		See Table 1
18	Tube, Inlet - PS	160375-45	160375-45
18	Tube, Inlet - PS w/Heat Trap**	181295-46	181295-46

*Not illustrated. **Used on "T" models.

EES-52(T) 930	EES-52(T) 930 w/V prod.code	EES 66(T) 913	EES 66(T) 917	EES66(T) 920
183523-23	183523-23	183523-29	183523-29	183523-29
182707	182707	182707	182707	182707
20172-21	20172-21	20172-21	20172-21	20172-21
43441-700	43441-700	43441-700	43441-700	43441-700
	See Table 1		See Table 1	
42537	42537	42537	42537	42537
42290	42290	42290	42290	42290
		181235		
183360	183360		183360	183360
183495	183495		183495	183495
194130-2	194130-2	194130-2	194130-2	194130-2
194130-3	194130-3	194130-3	194130-3	194130-3
	900041-5			
181260-230	181260-230	181260-230	181260-230	181260-230
		39909	39909	39909
182360	182360	182117	182360	182360
182117-1	182117-1	182117-1	182117-1	182117-1
		182499		
		40832		
182354	182354		182354	182354
			182896	182896
		41347	41347	41347
		182501		
			182353	182353
				182895
182359	182359	182359	182359	182359
		40834	40834	40834
183350-45	183900-45	183350-49	183350-49	183350-49
182354-46		183354-50	183354-50	183354-50
183706	900003	183706	183706	183706
42037-3	42037-3	42037-3	42037-3	42037-3
26273-6	26273-6	26273-6	26273-6	26273-6
23740-1	23740-1	23740-1	23740-1	23740-1
180078	180078	180078	180078	180078
182755	182755	182755	182755	182755
182734	182734	182734	182734	182734
181138	181138	181138	181138	181138
160418	160418	160418	160418	160418
183463-19	183463-19	183463-26	183463-26	183463-26
160375-45		160375-49	160375-49	160375-49
181295-46		181295-50	181295-50	181295-50
183463-19	183463-19	183463-26	183463-26	183463-26
183463-19	183463-19	183463-26	183463-26	183463-26
	See Table 1		See Table 1	
160375-45		160375-49	160375-49	160375-49
181295-46		181295-50	181295-50	181295-50

Item Description

1	Anode, Aluminum	183523-33
2	Bracket, Thermostat	182707
3	Collar, Pipe	20172-21
4	Cover, Junction Box	43441-700
5	Element, Heating w/gasket - See Table 1	See Table 1
6	Gasket, Element	42537
7	Hex Plug, Element (used in place of element, single element units)	42290
8	Heat Trap Insert - HOT - OUTLET, internal ball-type**	181235
8	Heat Trap Insert - HOT - OUTLET, internal flapper-type**	- - -
9	Manual, Installation and Instruction*	
10	Nipples, PEX lined (3/4"-14 NPT x 2")	194130-2
10	Nipples, PEX lined (3/4"-14 NPT x 3")	194130-3
10	Nipples, Heat Trap, includes both inlet and outlet (3/4"-14 NPT x 3")	- - -
11	Panel, Front	181260-230
12	Protector, Personnel - for use w/TOD type AW thermostat with ECO	39909
13	Protector, Personnel - for use w/thermostats with ECO's	182117
14	Protector, Personnel - for use w/thermostats without ECO's	182117-1
THERMOSTATS VARY FOR CIRCUIT TYPES, CHECK T'STAT NO. BEING REPLACED		
Note: 89T Thermostats have ID numbers marked on side of plastic housing		
15	T'stat w/ECO (TOD 59T-4190; Limit 170°F; Adj.Range 90°F - 150°F)	182499
15	T'stat w/ECO (TOD 59T-4100; Limit 190°F; Adj.Range 110°F - 170°F)	40832
15	T'stat w/ECO (TOD 89T33; Limit 170°F; Adj. Range 90°F - 150°F)	- - - -
15	T'stat w/ECO (TOD 89T33; Limit 190°F; Adj. Range 110°F - 170°F)	- - - -
15	T'stat w/ECO (TOD AW-7135 w/66T ECO; Limit 190°F; Adj.Range 110°F - 170°F)	41347
16	T'stat w/ECO (TOD 59T-4090; Limit 170°F; Adj. Range 90°F - 150°F)	182501
16	T'stat w/ECO (TOD 89T13; Limit 170°F; Adj. Range 90°F - 150°F)	- - - -
16	T'stat w/ECO (TOD 89T13; Limit 190°F; Adj. Range 110°F - 170°F)	- - - -
17	Lower T'stat w/o ECO (TOD 59T-4090; Adj. Range 90°F - 150°F)	182359
17	Lower T'stat w/o ECO (TOD 59T-4000; Adj. Range 110°F - 170°F)	40834
18	Tube, Inlet	183350-49
18	Tube, Inlet w/Heat Trap**	183354-50
19	Spacer, Inlet Tube	183706
20	Valve, Drain - Plastic	42037-3
20	Valve, Drain - Brass	26273-6
21	Valve, Relief - T&P (150 PSI; 105,000 BTU)	23740-1
Labels		
22	Label - Installed T&P	180078
23	Label - Danger - Temp 120, Shut-Off Power, Full of Water	182755
24	Label - Scald Time/Temp	182734
25	Label - SCALD WARNING	181138
26	Label - Caution GROUNDING	160418
SMR # H-43 (Hi-Temp Dip Tube & Mag. Anode)		
1	Anode, Magnesium	183463-29
18	Tube, Inlet - PS	160375-49
18	Tube, Inlet - PS w/Heat Trap**	181295-50
SMR # S-19 (Magnesium Anode)		
1	Anode, Magnesium	183463-29
SMR # P-72 (Incoloy Elem., Hi-Temp Dip Tube & Mag. Anode)		
1	Anode, Magnesium	183463-29
10	Element, Incoloy Heating w/Gasket - See Table 1	See Table 1
18	Tube, Inlet - PS	160375-49
18	Tube, Inlet - PS w/Heat Trap**	181295-50

*Not illustrated. **Used on "T" models.

EES 80(T) 917	EES80(T) 920	EES 120 913	EES 120(T) 917
183523-33	183523-33	183523-42	183523-42
182707	182707	182707	182707
20172-21	20172-21	20172-21	20172-21
43441-700	43441-700	43441-700	43441-700
See Table 1		See Table 1	
42537	42537	42537	42537
42290	42290	42290	42290
---	---	181235	---
183360	183360	---	183360
183495	183495	---	183495
194130-2	194130-2	194130-2	194130-2
194130-3	194130-3	194130-3	194130-3
---	---	---	---
181260-23	181260-230	181260-230	181260-230
39909	39909	39909	39909
182360	182360	182117	182360
182117-1	182117-1	182117-1	182117-1
---	---	---	---
182499	182499	182499	---
---	---	40832	---
182354	182354	---	182354
182896	182896	---	182896
41347	41347	41347	41347
---	---	182501	---
182353	182353	---	182353
---	182895	---	182895
182359	182359	182359	182359
40834	40834	40834	40834
183350-49	183350-49	183350-52	183350-52
183354-50	183354-50	181068-53	181068-53
183706	183706	---	---
42037-3	42037-3	42037-2	42037-2
26273-6	26273-6	26273-9	26273-9
23740-1	23740-1	23740-1	23740-1
---	---	---	---
180078	180078	180078	180078
182755	182755	182755	182755
182734	182734	182734	182734
181138	181138	181138	181138
160418	160418	160418	160418
---	---	---	---
183463-39	183463-29	183463-39	183463-39
160375-49	160375-49	160375-52	160375-52
181295-50	181295-50	181295-53	181295-53
---	---	---	---
183463-39	183463-29	183463-39	183463-39
---	---	---	---
183463-39	183463-29	183463-39	183463-39
See Table 1		See Table 1	
160375-49	160375-49	160375-52	160375-52
181295-50	181295-50	181295-53	181295-53

A.O. SMITH
WATER PRODUCTS
COMPANY

A.O. SMITH WATER PRODUCTS COMPANY
5621 W. 115TH STREET • ALSIP, ILLINOIS 60803
Phone: 1-800-433-2545 • Fax: 1-800-433-2515
www.hotwater.com • e-mail: parts@hotwater.com