

TORK MODEL 1104 24 HR. TIME SWITCH

SWITCH: DPST

CONTACT RATINGS:

40 AMP 120-277VAC

20 AMP INDUCTIVE

120-277VAC SINGLE PHASE

40 AMP TUNGSTEN 120VAC

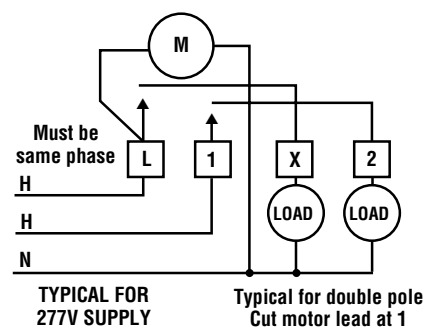
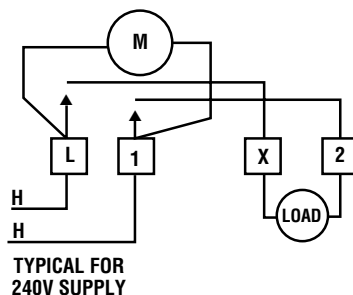
1000VA (120-277) PILOT DUTY

2HP 120VAC; 5HP 240VAC

TIMING MOTOR: 208-277VAC 60Hz

POWER CONSUMPTION:

3 WATTS MAX.



Disconnect power at main panel prior to installing or servicing this time switch or the equipment connected to it.

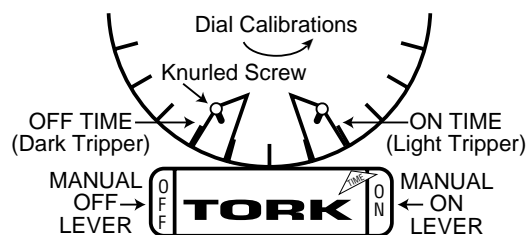
Connect in accordance with national and local electrical codes.

Supply Connections: Use gauge specified (AWG # 8-14) suitable for 75 degrees C (167 degrees F)

INSTALLATION AND OPERATING INSTRUCTIONS

TO SET ON AND OFF TIMES:

Light trippers turn ON. Dark trippers turn OFF. Place tripper on dial edge as shown in figure and set point of each tripper to desired operating time. CAUTION: Note if selected time is AM or PM. Hold tripper against dial edge and **firmly** tighten knurled screw.



TO SET DIAL TO TIME: Turn dial counter-clockwise until correct time is indicated by arrow on nameplate.

FOR MANUAL OPERATIONS: Press down lever on right of nameplate to turn ON. Press down lever on left of nameplate to turn OFF.

TO REMOVE MECHANISM FROM CASE: Press lever near case latch to release mainplate and swing the movement out. To replace, insert mainplate projections in slots opposite latch and swing movement in until it latches.

TORK®

1 GROVE STREET, MT. VERNON, NY 10550 TEL: 914-664-3542

FAX: 914-664-5052