


GUY LINKS

Series 80000



GENERAL DESCRIPTION

Guy Links are designed for the guying a wrap around guy at the pole in the construction of power and communication lines. Guy Links are designed for use with standard guy strands one inch diameter or less, produced to ASTM A.475 or CSA G12 specifications. Both Guy Links and the guy strand itself have a left-hand lay. Requirements for Guy Links for strands other than those described above should be referred to the factory.

PERFORMANCE

Guy Links develop the full rated strands to ASTM A.475 Extra High Strength and CSA G12 grade 180 specifications.

Guy Links may be removed and reapplied after initial installation to retension guys strands. Should it become necessary to remove a Guy Link after it has been installed for a period of three months, it should be replaced with a new Guy Link.

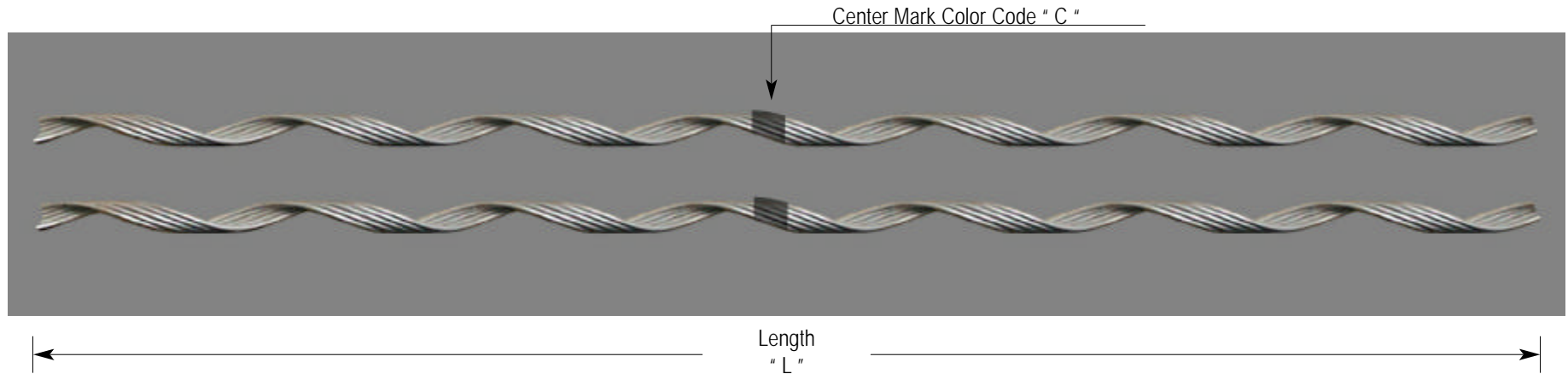
Guy Links are not designed for splicing. Splices are covered in section 50000.

GALVANIZED STEEL GUY LINKS

(ZINC COATED CLASS "A")



Designed for use on: Guy Strands related to ASTM A.475 or CSA G12 specifications



Catalog Number	Strand		Data			Properties		Packaging per box	
	Nominal Size (inches)	Construction	Mean Diameter (inches)	Strength (Lbs)	Qty of Subset	Color " C "	Length (inches) " L "	Units	Weight (Lbs)
80100	3/16	7-WIRE	0.195	3990	2	RED	20	100	20
80150	7/32	7-WIRE	0.216	5400	2	GREEN	22	100	25
80200	1/4	3 OR 7 WIRE	0.249	6650	2	YELLOW	25	50	17
80250	9/32	7-WIRE	0.285	8950	2	BLUE	28	50	27
80300	5/16	3 OR 7 WIRE	0.327	11200	2	BLACK	30	50	35
80350	3/8	3 OR 7 WIRE	0.36	15400	2	ORANGE	35	50	52
80400	7/16	7-WIRE	0.432	20800	2	GREEN	38	25	40
80450	1/2	7 OR 19 WIRE	0.495	26900	2	BLUE	45	25	63
80500	9/16	7 OR 19 WIRE	0.563	35000	2	YELLOW	55	10	40

GALVANIZED STEEL GUY LINKS (ZINC COATED CLASS "A")

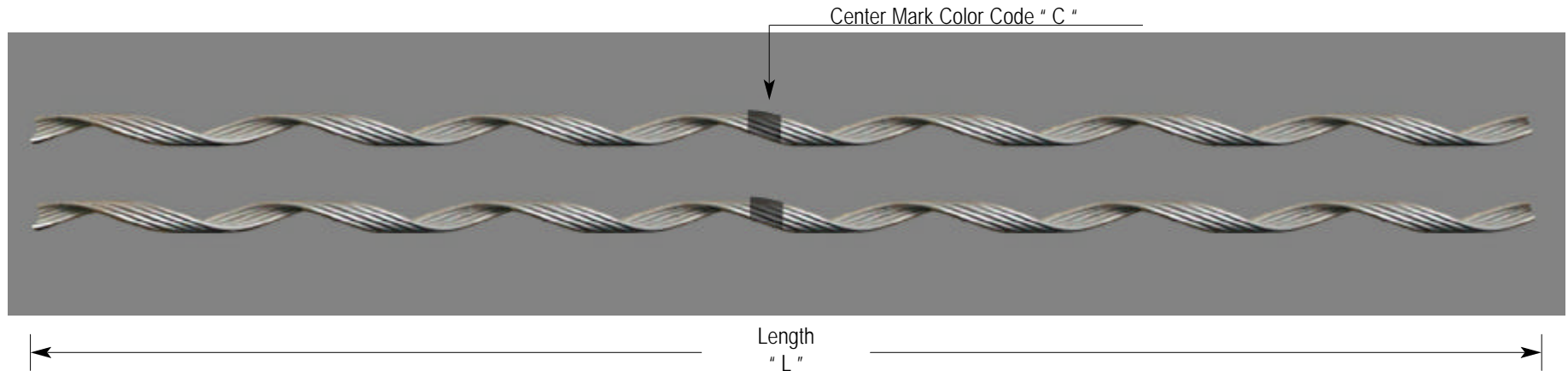
Catalog Number	Strand		Data			Properties		Packaging per box	
	Nominal Size (inches)	Construction	Mean Diameter (inches)	Strength (Lbs)	Qty of Subset	Color " C "	Length (inches) " L "	Units	Weight (Lbs)
80550	5/8	7 OR 19 WIRE	0.625	42400	2	BLACK	64	10	50
80600	3/4	19 WIRE	0.75	58300	2	ORANGE	76	5	45
80650	7/8	19 WIRE	0.75	79700	2	GREEN	90	5	67
80700	1	19 OR 37 WIRE	1	104500	2	BLUE	100	3	75

GALVANIZED STEEL GUY LINKS

(ZINC COATED CLASS "B")



Designed for use on: Guy Strands related to ASTM A.475 or CSA G12 specifications



Catalog Number	Strand		Data			Properties		Packaging per box	
	Nominal Size (inches)	Construction	Mean Diameter (inches)	Strength (Lbs)	Qty of Subset	Color " C "	Length (inches) " L "	Units	Weight (Lbs)
80101	3/16	7-WIRE	0.195	3990	2	RED	20	100	20
80151	7/32	7-WIRE	0.216	5400	2	GREEN	22	100	25
80201	1/4	3 OR 7 WIRE	0.249	6650	2	YELLOW	25	50	17
80251	9/32	7-WIRE	0.285	8950	2	BLUE	28	50	27
80301	5/16	3 OR 7 WIRE	0.327	11200	2	BLACK	30	50	35
80351	3/8	3 OR 7 WIRE	0.36	15400	2	ORANGE	35	50	52
80401	7/16	7-WIRE	0.432	20800	2	GREEN	38	25	40
80451	1/2	7 OR 19 WIRE	0.495	26900	2	BLUE	45	25	63
80501	9/16	7 OR 19 WIRE	0.563	35000	2	YELLOW	55	10	40

GALVANIZED STEEL GUY LINKS (ZINC COATED CLASS "B")

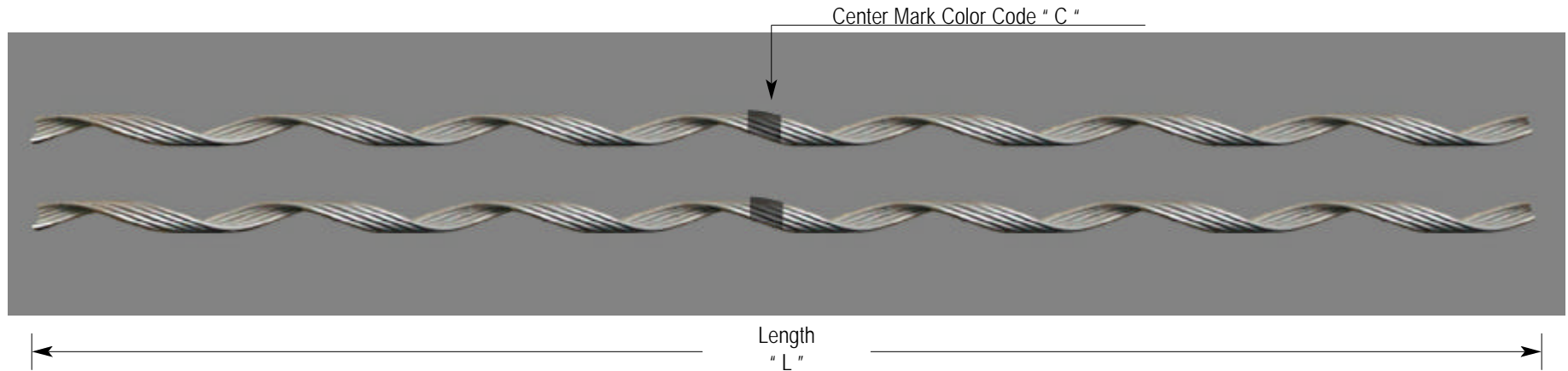
Catalog Number	Strand		Data			Properties		Packaging per box	
	Nominal Size (inches)	Construction	Mean Diameter (inches)	Strength (Lbs)	Qty of Subset	Color " C "	Length (inches) " L "	Units	Weight (Lbs)
80551	5/8	7 OR 19 WIRE	0.625	42400	2	BLACK	64	10	50
80601	3/4	19 WIRE	0.75	58300	2	ORANGE	76	5	45
80651	7/8	19 WIRE	0.75	79700	2	GREEN	90	5	67
80701	1	19 OR 37 WIRE	1	104500	2	BLUE	100	3	75

GALVANIZED STEEL GUY LINKS

(ZINC COATED CLASS "C")



Designed for use on: Guy Strands related to ASTM A.475 or CSA G12 specifications



Catalog Number	Strand		Data			Properties		Packaging per box	
	Nominal Size (inches)	Construction	Mean Diameter (inches)	Strength (Lbs)	Qty of Subset	Color " C "	Length (inches) " L "	Units	Weight (Lbs)
80102	3/16	7-WIRE	0.195	3990	2	RED	20	100	20
80152	7/32	7-WIRE	0.216	5400	2	GREEN	22	100	25
80202	1/4	3 OR 7 WIRE	0.249	6650	2	YELLOW	25	50	17
80252	9/32	7-WIRE	0.285	8950	2	BLUE	28	50	27
80302	5/16	3 OR 7 WIRE	0.327	11200	2	BLACK	30	50	35
80352	3/8	3 OR 7 WIRE	0.36	15400	2	ORANGE	35	50	52
80402	7/16	7-WIRE	0.432	20800	2	GREEN	38	25	40
80452	1/2	7 OR 19 WIRE	0.495	26900	2	BLUE	45	25	63
80502	9/16	7 OR 19 WIRE	0.563	35000	2	YELLOW	55	10	40

GALVANIZED STEEL GUY LINKS (ZINC COATED CLASS "C")

Strand		Data				Properties		Packaging per box	
Catalog Number	Nominal Size (inches)	Construction	Mean Diameter (inches)	Strength (Lbs)	Qty of Subset	Color " C "	Length (inches) " L "	Units	Weight (Lbs)
80552	5/8	7 OR 19 WIRE	0.625	42400	2	BLACK	64	10	50
80602	3/4	19 WIRE	0.75	58300	2	ORANGE	76	5	45
80652	7/8	19 WIRE	0.75	79700	2	GREEN	90	5	67
80702	1	19 OR 37 WIRE	1	104500	2	BLUE	100	3	75