

Overhead Conductors

TransPowr® Bare Overhead Conductors for Transmission and Distribution

General Cable offers an extensive line of bare overhead products for both transmission and distribution applications. General Cable's TransPowr® bare overhead products are manufactured and tested in accordance with the latest applicable ASTM specifications.

General Cable's bare overhead conductors are available as all-aluminum conductors (AAC), all-aluminum alloy conductors (AAAC), aluminum conductor steel-reinforced (ACSR), aluminum conductor steel-supported (ACSS), and T-2® twisted pair AAC and ACSR. AAC consists of 1350-H19 aluminum, is lightweight and corrosion-resistant and is commonly used in overhead line installations where higher strength or temperature ratings are not required. AAAC consists of high-strength 6201 T81 aluminum alloy and is commonly used for overhead line installations adjacent to ocean coastlines where there can be a problem of corrosion in the steel of an ACSR construction. ACSR combines the light weight and good conductivity of 1350-H19 aluminum with the high tensile strength and ruggedness of steel. ACSR provides higher tension, less sag and longer span lengths than AAC and AAAC overhead conductors. Standard ACSR designs are manufactured with regular-strength Class A galvanized steel (/GA2).

With more than 35 years of experience, General Cable applies the same "tried and true" process pioneered by Reynolds to offer TransPowr® ACSS conductors. With its unique ability to operate at higher temperatures and withstand harsh environmental factors, TransPowr® ACSS allows utilities to modernize and optimize the nation's electrical grid with minimal capital investment. TransPowr® ACSS offers better performance over ACSR when it operates at high temperatures without detriment to its mechanical properties and with significantly less sag, allowing for much higher ampacity ratings. Standard ACSS designs are manufactured with 1350-O aluminum and regular-strength Class A zinc-5% aluminum mischmetal alloy coated steel (/MA2). With several steel core options such as mischmetal and aluminum-clad steel, TransPowr® ACSS is easily customized to meet specific applications and performance levels. TransPowr® ACSS is an affordable, long-lasting conductor with improved performance and reliability, made from aluminum and steel components that have been used in transmission lines for more than a hundred years. With thousands of miles installed throughout North America, ACSS is a proven, trustworthy overhead conductor technology and remains the most accepted solution for high-temperature performance.

General Cable's TransPowr® T-2® conductors offer remarkable performance and long life in their unique, intelligent design. TransPowr® T-2® conductors are actually two standard round conductors twisted around each other at 9-foot intervals. This design effectively resists wind-induced motion in two ways. First, the constantly varying diameter drastically inhibits resonant vibration frequencies in the line. Second, the low torsional stiffness of the twist absorbs and dissipates motion-causing wind forces to ineffective energy levels. TransPowr® T-2® conductors can be installed with the same methods and equipment used for round conductors.






See the following page for a complete list and description of the numerous options that are available for TransPowr® overhead products. For ACSR and ACSS concentric round or trapezoidal conductors, a myriad of aluminum and steel stranding combinations are available. In addition, a variety of steel strengths and types of coatings or claddings are available. Trapezoidal AAC, ACSR and ACSS conductor designs are listed in separate catalog sections. Compact aluminum and ACSR stranded conductor information may be found in the Canadian Electric Utility catalog.

While General Cable manufactures a complete range of bare overhead products, only the most popular designs are described in the following section. Details of other conductor sizes and designs are available upon request.

General Cable provides technical assistance and advice on any challenges associated with conductor design, installation or application. Engineering services are available for specification review, specification development and conductor application inquiries. For more information, contact your General Cables sales representative or e-mail info@generalcable.com.

TransPowr® Bare Overhead Options:

- **Non-Specular (NS)** – Overhead aluminum electrical conductors, when installed, typically have a shiny surface appearance. This “reflective” or “specular” surface can make a transmission line more noticeable in appearance against the background landscape. A factory treatment process of the outer surface of the aluminum wires can render the surface finish into a dull, non-specular matte gray finish. This non-reflective or “de-glared” surface finish allows the conductor to become less visible when observed from a distance and enables the transmission line to blend in with the skyline or landscape background. The “NS” surface finish option is available for all types of bare overhead conductors that have aluminum outer strand wires.
- **High-Conductivity Aluminum (HC)** – The normal 1350 hard-drawn aluminum material used for an ACSR-type conductor has a minimum average conductivity value of 61.2% IACS (International Association Copper Standard). By carefully selecting the feed stock of the raw materials and manufacturing process used to refine the aluminum and convert it into rolled rod, a purer grade of 1350 aluminum can be manufactured. When this is done, the aluminum conductivity value is increased to 62.2%. The use of the higher conductivity metal means the overall electrical resistance of the conductor is lowered. Lowering the electrical resistance means there are lower line losses incurred in the transmission line.
- **“Mischmetal” Alloy-Coated Steel** – Inside an ACSR and ACSS conductor, there is the stranded steel core. To provide corrosion protection for the steel, traditionally zinc has been used to coat (galvanize) the steel. In recent years, a zinc alloy material has also been used. This material, a 95% zinc/5% aluminum alloy, is available as an optional steel wire coating material. The alloy, known as zinc-5% aluminum “mischmetal”, demonstrates improved corrosion resistance and high temperature exposure as compared to regular zinc. For ACSS conductors, “mischmetal” alloy-coated steel is recommended for applications where the conductor will see exposure to temperatures in excess of 200°C.
- **Ultra-High-Strength Steel** – In response to industry needs, there are new high strength carbon steel materials now available for ACSR and ACSS conductors. The higher strength steel overcomes some of the previous transmission line design limitations encountered with available conductor selection options. The availability of these new steel materials boosts the conductor rated strength and can enable enhanced sag and tension calculation results. General Cable identifies the new ultra-high-strength steel as GA5 (for zinc coated steel) and MA5 (for the zinc-5% aluminum “mischmetal” alloy coated steel) strength grade designations. General Cable participated in the creation of two new ASTM Standards to introduce these new steel types (ASTM B957 for GA5 steel and ASTM B958 for MA5 steel).
- **Aluminum-Clad Steel (AW)** – In the USA, the “AW” identifier is used for aluminum-clad steel. Elsewhere in the world, other designations are used. Aluminum-clad steel is chosen for coastal locations or applications where there are severe corrosion concerns for the steel core and a zinc or “mischmetal” coated steel will not last. Aluminum-clad steel also offers the advantage of having a higher conductivity than conventional galvanized steel wires. The higher conductivity will reduce the line loss parameters of the transmission line, saving energy and reducing the day-to-day operating cost. In an ACSS conductor, aluminum-clad steel can allow the conductor to be operated up to 250°C.
- **Compact (Smooth Body) Conductors** – While not popular in the USA, compact AAC and ACSR type conductors for distribution conductor sizes are used in Canada and elsewhere in the world. General Cable can supply compact AAC (to ASTM B400) and compact ACSR (to ASTM B401) “smooth body” type conductor products. Compact conductors reduce the overall diameter of the conductor, thus lowering the resultant wind and ice loads on the conductor. In heavy ice load locations, the compact conductor option may be an interesting design option to explore. Contact your General Cable sales representative for additional information.

Index	Page
Overhead Conductors	
TransPowr®	71-73
Bare Overhead Conductors	
AAC – All-Aluminum Conductor	74-78
AAC/TW – Trapezoidal All-Aluminum Conductor	80-84 
AAAC – All-Aluminum Alloy Conductor	86-88
ACSR – Aluminum Conductor Steel-Reinforced	90-100
ACSR/AW – Aluminum Conductor Aluminum-Clad Steel-Reinforced	102-112
ACSR/TW – Trapezoidal Aluminum Conductor Steel-Reinforced	114-120 
ACSS – Aluminum Conductor Steel-Supported	122-130 
ACSS/AW – Aluminum Conductor Aluminum-Clad Steel-Supported	132-140 
ACSS/TW – Trapezoidal Aluminum Conductor Steel-Supported	142-148 
AAC/T-2® – All-Aluminum Conductor/Twisted Pair	150-154
ACSR/T-2® – Aluminum Conductor Steel-Reinforced/Twisted Pair	156-164
ACSR/SD – Self-Damping Aluminum Conductor Steel-Reinforced	166-170
Weatherproof Overhead Line Wire	172-174
Dead Soft Annealed (DSA) Copper Clad Steel (CCS) Grounding Conductor	175
Aluminum Tie Wire	176



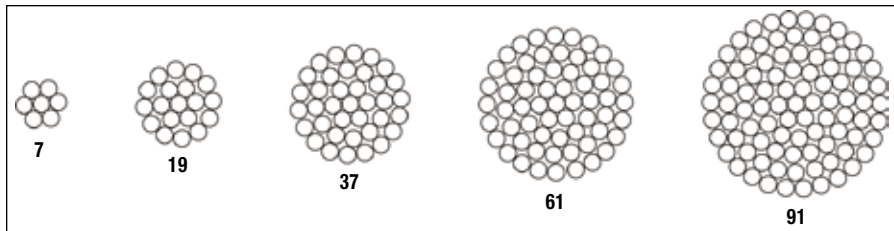
Look for the General Cable “green” symbol and “Go Green” with our environmentally responsible products.

Overhead Conductors

- **Trapezoidal-Wire (TW) Conductors** – For overhead transmission conductor applications, General Cable supplies TW compact-style conductors. The aluminum wires in a “round wire” stranded conductor leave approximately 25% of an air gap between the aluminum strands. Compacting the aluminum strands into the trapezoidal (TW) shape allows you to significantly reduce this empty air space and fill it with aluminum. By “compacting” the metal space, it allows you to build a conductor that either a) has the same cross-sectional area of aluminum and a reduced overall conductor diameter or b) has the same overall conductor diameter as before, but now squeezes in more aluminum cross-sectional area. Reducing the overall diameter of the conductor provides the advantage of lowering the resultant ice and wind loading on the conductor. Maintaining the same diameter by increasing the aluminum metal content means you lower the power loss in the conductor for day-to-day operations, as well as having a higher overall conductor ampacity rating. With TW conductors, the growing trend is to utilize the same diameter/increased aluminum cross-sectional area option.
- **Aluminum Alloy Steel Supported Reinforced Conductors (AACSR)** – General Cable is capable of building ACSR conductors where the 1350 H19 aluminum wires are replaced with the high strength 6201 aluminum alloy material. These super high strength conductors are used in river crossings or for long span applications where the traditional ACSR conductor will not work. Contact General Cable to find out more details about these customized conductor constructions and see how they might be of benefit to you and your line design application.
- **Aluminum Conductor Steel Reinforced - Self-Damping Conductors (ACSR/SD)** – General Cable is capable of building concentric-lay-stranded self-damping aluminum conductors, steel reinforced (ACSR/SD) based on the ASTM B701 standard. Contact General Cable to find out more details about these special conductor constructions and see how they might be of benefit to you and your line design application.

TransPowr[®] AAC Bare Overhead Conductor

All-Aluminum 1350 Conductor Concentric-Lay-Stranded



Product Construction:

Complete Conductor:

Bare all-aluminum 1350 conductors (AAC) are concentric-lay-stranded conductors, consisting of one or more layers of wire wrapped helically around a straight round central wire. Each successive layer has six wires more than the layer immediately beneath. Greater flexibility is provided by increasing the number of strands for a specific cross-sectional area. AAC conductors are manufactured in accordance with the requirements of the latest issue of ASTM B231. The more commonly used strandings are 7, 19, 37, 61 and 91. The sizes and strandings listed on the following pages are common examples in overhead lines. Other sizes are also available.

Complete Conductor (cont'd.):

Class AA strandings are used for bare overhead lines. The direction of lay for the outer layer is right-hand and is normally reversed in successive layers. The temper is full hard drawn (H19).

Class A strandings are used primarily for overhead conductors which are to be covered with weather-resistant materials. Greater flexibility than Class AA is provided. The outer layer is right-hand, and the temper generally H19. Successive layers are normally reverse lay.

Features and Benefits:

Optimum economy is provided since the lighter weight means lower unit length costs, easier handling in installation and less-complex fittings.

All-aluminum conductors have an inherent high corrosion resistance due to their homogeneous construction.

Applications:

Stranded bare all-aluminum 1350 conductors (AAC) are used in overhead line installations where design parameters do not require the higher strength or temperature ratings provided by ACSR, ACSS or other type conductors.

Options:

- Compact aluminum strands (ASTM B400)
- Trapezoidal-shaped aluminum strands (/TW)
- High-conductivity aluminum (/HC) (62.2% IACS)
- Non-specular surface finish (/NS)

For more information, or information on other conductor sizes, designs and/or specific installation requirements not shown in the tables, contact your General Cable sales representative or e-mail info@generalcable.com.

TransPowr® AAC Bare Overhead Conductor

All-Aluminum 1350 Conductor Concentric-Lay-Stranded

AAC, ALUMINUM 1350 CONDUCTORS – CONCENTRIC, LAY-STRANDED – (MECHANICAL PROPERTIES)

CODE WORD	SIZE AWG OR kcmil	STRANDING NO. X DIA. INCHES	CLASS	CROSS-SECTION SQ. INCHES	O.D. INCHES	APPROX. WEIGHT LB/1000 FT	RATED STRENGTH LBS	STANDARD PACKAGES (1)		
								REEL DESIGNATION	WEIGHT LBS	LENGTH FT
Peachbell	6	7x0.0612	A	0.0206	0.184	24.6	560	NR 42.28 NR 36.22 COIL	1400 700 200	56910 28455 8130
Rose	4	7x0.0772	A	0.0328	0.232	39.1	880	NR 42.28 NR 36.22 COIL	1395 700 200	35710 17855 5100
Iris	2	7x0.0974	A, AA	0.0522	0.292	62.2	1350	NR 42.28 NR 36.22 COIL	1400 700 200	22470 11235 3210
Pansy	1	7x0.1093	A, AA	0.0657	0.328	78.4	1640	NR 42.28 NR 36.22 COIL	1400 700 200	17830 8915 2550
Poppy	1/0	7x0.1228	A, AA	0.0829	0.368	99.0	1990	NR 42.28 NR 36.22 COIL	1395 700 200	14130 7065 2020
Aster	2/0	7x0.1379	A, AA	0.1045	0.414	124.8	2510	NR 42.28 NR 36.22	1400 700	11210 5605
Phlox	3/0	7x0.1548	A, AA	0.1317	0.464	157.3	3040	NR 42.28 NR 36.22	1400 700	8890 4445
Oxlip	4/0	7x0.1739	A, AA	0.1663	0.522	198.3	3830	NR 42.28 NR 36.22	1400 700	7050 3525
Daisy	266.8	7x0.1953	AA	0.2095	0.586	250	4830	NR 42.28 NR 36.22	1400 700	5590 2795
Laurel	266.8	19x0.1185	A	0.2095	0.593	250	4970	RM 68.38 NR 66.28 NR 48.28 NR 42.28	3795 3795 1895 1265	15170 15170 7585 5055
Tulip	336.4	19x0.1331	A	0.2644	0.666	315	6150	RM 68.38 NR 66.28 NR 48.28 NR 42.28	3795 3795 1900 1265	12030 12030 6015 4010
Daffodil	350.0	19x0.1357	A	0.2748	0.679	328	6390	RM 68.38 NR 66.28 NR 48.28 NR 42.28	3790 3790 1895 1265	11560 11560 5780 3855
Canna	397.5	19x0.1447	A, AA	0.3120	0.723	373	7110	RM 68.38 NR 66.28 NR 48.28 NR 42.28	3790 3790 1895 1265	10180 10180 5090 3395
Cosmos	477.0	19x0.1584	AA	0.3744	0.792	447	8360	RM 68.38 NR 66.28 NR 48.28 NR 42.28	3795 3795 1895 1265	8490 8490 4245 2830
Syringa	477.0	37x0.1135	A	0.3744	0.795	447	8690	RMT 84.45 RM 68.38 NR 66.28 NR 48.28	7385 3695 3695 1850	16530 8265 8265 4135
Zinnia	500.0	19x0.1622	AA	0.3926	0.811	469	8760	RM 68.38	3795	8100
Hyacinth	500.0	37x0.1162	A	0.3924	0.813	469	9110	RMT 84.45 RM 68.38	7380 3690	15760 7880
Dahlia	556.5	19x0.1711	AA	0.4369	0.856	522	9750	RM 68.38 NR 66.28 NR 48.28 NR 42.28	3790 3790 1895 1265	7270 7270 3635 2425
Mistletoe	556.5	37x0.1226	A	0.4368	0.858	522	9940	RMT 84.45 RM 68.38 NR 66.28 NR 48.28	7385 3695 3695 1850	14170 7085 7085 3545
Meadowsweet	600.0	37x0.1273	A, AA	0.4709	0.891	562	10700	RMT 84.45 RM 68.38	7385 3690	13140 6570
Orchid	636.0	37x0.1311	A, AA	0.4995	0.918	596	11400	RMT 84.45 RM 68.38 NR 66.28 NR 48.28	7390 3695 3695 1850	12400 6200 6200 3100

(1) Weights shown are for conductor only and do not include the reel. Normal length and shipping tolerances apply.

Dimensions and weights not designated minimum or maximum are nominal values and subject to manufacturing tolerances. In this context, weight means mass.

TransPowr® AAC Bare Overhead Conductor

All-Aluminum 1350 Conductor Concentric-Lay-Stranded

AAC, ALUMINUM 1350 CONDUCTORS – CONCENTRIC, LAY-STRANDED – (ELECTRICAL PROPERTIES)

CODE WORD	SIZE AWG OR kcmil	STRANDING NO. X DIA. INCHES	CLASS	CROSS-SECTION SQ. INCHES	O.D. INCHES	RESISTANCE (2) OHMS/1000 FT			AMPACITY 75°C (3)	GEOMETRIC MEAN RADIUS FT	INDUCTIVE REACTANCE OHM/1000FT (4)	CAPACITIVE REACTANCE MEGAOhm 1000 FT (4)
						DC @ 20°C	AC @ 25°C	AC @ 75°C				
Peachbell	6	7x0.0612	A	0.0206	0.184	0.659	0.672	0.805	105	0.0056	0.1194	0.7631
Rose	4	7x0.0772	A	0.0328	0.232	0.414	0.423	0.506	140	0.0070	0.1140	0.7268
Iris	2	7x0.0974	A, AA	0.0522	0.292	0.260	0.266	0.318	185	0.0088	0.1087	0.6905
Pansy	1	7x0.1093	A, AA	0.0657	0.328	0.207	0.211	0.252	215	0.0099	0.1060	0.6723
Poppy	1/0	7x0.1228	A, AA	0.0829	0.368	0.164	0.167	0.200	245	0.0111	0.1034	0.6541
Aster	2/0	7x0.1379	A, AA	0.1045	0.414	0.130	0.133	0.159	285	0.0125	0.1007	0.6360
Phlox	3/0	7x0.1548	A, AA	0.1317	0.464	0.103	0.105	0.126	330	0.0140	0.0980	0.6178
Oxlip	4/0	7x0.1739	A, AA	0.1663	0.522	0.0817	0.0835	0.0999	380	0.0158	0.0954	0.5997
Daisy	266.8	7x0.1953	AA	0.2095	0.586	0.0648	0.0663	0.0793	440	0.0177	0.0927	0.5815
Laurel	266.8	19x0.1185	A	0.2095	0.593	0.0648	0.0663	0.0793	445	0.0187	0.0914	0.5797
Tulip	336.4	19x0.1331	A	0.2644	0.666	0.0514	0.0526	0.0630	515	0.0210	0.0888	0.5616
Daffodil	350.0	19x0.1357	A	0.2748	0.679	0.0494	0.0506	0.0605	525	0.0214	0.0883	0.5585
Canna	397.5	19x0.1447	A, AA	0.3120	0.723	0.0435	0.0446	0.0534	570	0.0228	0.0869	0.5485
Cosmos	477.0	19x0.1584	AA	0.3744	0.792	0.0362	0.0373	0.0445	640	0.0250	0.0848	0.5342
Syringa	477.0	37x0.1135	A	0.3744	0.795	0.0362	0.0373	0.0445	640	0.0254	0.0844	0.5337
Zinnia	500.0	19x0.1622	AA	0.3926	0.811	0.0346	0.0356	0.0425	655	0.0256	0.0842	0.5305
Hyacinth	500.0	37x0.1162	A	0.3924	0.813	0.0346	0.0356	0.0425	660	0.0260	0.0838	0.5300
Dahlia	556.5	19x0.1711	AA	0.4369	0.856	0.0311	0.0320	0.0382	705	0.0270	0.0830	0.5221
Mistletoe	556.5	37x0.1226	A	0.4368	0.858	0.0311	0.0320	0.0382	705	0.0275	0.0826	0.5216
Meadowsweet	600.0	37x0.1273	A, AA	0.4709	0.891	0.0288	0.0298	0.0355	735	0.0285	0.0817	0.5157
Orchid	636.0	37x0.1311	A, AA	0.4995	0.918	0.0272	0.0281	0.0335	765	0.0294	0.0811	0.5112

(2) Based on a conductivity of 61.2% (minimum lot average) IACS at 20°C. To convert to ohms/mile, multiply by 5.28. To convert to ohms/km, multiply by 3.281.

(3) Based on a conductor temperature of 75°C at 60 Hz and the following conditions: 25°C ambient temperature, 2 ft/sec crosswind (90° to conductor), 0.5 coefficient of emissivity, 0.5 coefficient of absorbtivity, 30° northern latitude, sea level elevation, 90° azimuth of line (East-West), clear atmosphere, and a date and time of noon on July 1 (resulting in 96.0 W/ft² of solar and sky radiated heat). Actual ampacity will differ based on local conditions. For specific ampacities, please contact your General Cable sales representative.

(4) Values for inductive reactance and capacitive reactance are expressed in terms of a 1 ft radius.



TransPowr® AAC Bare Overhead Conductor

All-Aluminum 1350 Conductor Concentric-Lay-Stranded

AAC, ALUMINUM 1350 CONDUCTORS – CONCENTRIC, LAY-STRANDED – (MECHANICAL PROPERTIES)

CODE WORD	SIZE AWG OR kcmil	STRANDING NO. X DIA. INCHES	CLASS	CROSS-SECTION SQ. INCHES	O.D. INCHES	APPROX. WEIGHT LB/1000 FT	RATED STRENGTH LBS	STANDARD PACKAGES (1)		
								REEL DESIGNATION	WEIGHT LBS	LENGTH FT
Violet	715.5	37x0.1391	AA	0.5623	0.974	671	12800	RMT 84.45 RM 68.38 NR 66.28 NR 48.28	7395 3695 3695 1850	11020 5510 5510 2755
Nasturtium	715.5	61x0.1083	A	0.5619	0.975	671	13100	RMT 90.45 RM 68.38	9745 4870	14530 7265
Petunia	750.0	37x0.1424	AA	0.5893	0.997	703	13100	RMT 84.45 RM 68.38 NR 48.28	7390 3695 1850	10510 5255 2630
Arbutus	795.0	37x0.1466	AA	0.6245	1.026	745	13900	RMT 84.45 RM 68.38 NR 66.28 NR 48.28	7395 3695 3695 1850	9920 4960 4960 2480
Lilac	795.0	61x0.1142	A	0.6248	1.028	745	14300	RMT 90.45 RM 68.38	9755 4875	13080 6540
Fuchsia	800.0	37x0.1470	AA	0.6287	1.029	750	14000	RMT 84.45 RM 68.38	7385 3695	9855 4930
Heliotrope	800.0	61x0.1145	A	0.6281	1.031	750	14400	RMT 90.45 RM 68.38	9745 4795	13000 6395
Anemone	874.5	37x0.1537	AA	0.6865	1.076	820	15000	RMT 84.45 RM 68.38 NR 66.28 NR 48.28	7380 3690 3690 1850	9010 4505 4505 2255
Crocus	874.5	61x0.1197	A	0.6864	1.078	820	15800	RMT 90.45 RM 68.38	9740 4870	11890 5945
Magnolia	954.0	37x0.1606	AA	0.7495	1.124	894	16400	RMT 84.45 RM 68.38 NR 66.28 NR 48.28	7390 3695 3695 1845	8260 4130 4130 2065
Goldenrod	954.0	61x0.1251	A	0.7498	1.126	894	16900	RMT 90.45 RM 68.38	9755 4875	10900 5450
Camellia	1000.0	61x0.1280	A	0.7849	1.152	937	17700	RMT 90.45 RM 68.38	9745 4870	10400 5200
Bluebell	1033.5	37x0.1671	AA	0.8114	1.170	969	17700	RMT 84.45 RM 68.38 NR 66.28 NR 48.28	7390 3695 3695 1850	7630 3815 3815 1910
Larkspur	1033.5	61x0.1302	A	0.8122	1.172	969	18300	RMT 90.45 RM 68.38	9750 4875	10060 5030
Marigold	1113.0	61x0.1351	A, AA	0.8744	1.216	1043	19700	RMT 90.45 RM 68.38	9750 4875	9340 4670
Hawthorn	1192.5	61x0.1398	A, AA	0.9363	1.258	1118	21100	RMT 90.45 RM 68.38	10435 4870	9340 4360
Narcissus	1272.0	61x0.1444	A, AA	0.9990	1.300	1192	22000	RMT 90.45 RM 68.38	9740 4870	8170 4085
Columbine	1351.5	61x0.1488	A, AA	1.0608	1.339	1267	23400	RMT 90.45 RM 68.38	9735 4870	7690 3845
Carnation	1431.0	61x0.1532	A, AA	1.1244	1.379	1341	24300	RMT 90.45 RM 68.38	9755 4880	7270 3635
Gladiolus	1510.5	61x0.1574	A, AA	1.1869	1.417	1416	25600	RMT 90.45 RM 68.38	9740 4870	6880 3440
Coreopsis	1590.0	61x0.1614	AA	1.2480	1.453	1490	27000	RMT 90.45 RM 68.38	9740 4870	6540 3270
Jessamine	1750.0	61x0.1694	AA	1.3748	1.525	1640	29700	RMT 90.45	9750	5940
Cowslip	2000.0	91x0.1482	A	1.5697	1.630	1875	34300	RMT 90.45	9085	4850
Sagebrush	2250.0	91x0.1572	A	1.7662	1.729	2130	37700	RMT 90.45	9085	4270
Pigweed	2300.0	61x0.1942	A	1.8069	1.748	2177	39000	RMT 90.45	9080	4170
Lupine	2500.0	91x0.1657	A	1.9623	1.823	2366	42000	RMT 90.45	9080	3840
Bitterroot	2750.0	91x0.1738	A	2.1589	1.912	2603	46100	RMT 90.45	9080	3490
Trillium	3000.0	127x0.1537	A	2.3564	1.998	2839	50300	RMT 90.45	9515	3350
Bluebonnet	3500.0	127x0.1660	A	2.7486	2.158	3345	58700	RMT 90.45	9495	2840

(1) Weights shown are for conductor only and do not include the reel. Normal length and shipping tolerances apply.

Dimensions and weights not designated minimum or maximum are nominal values and subject to manufacturing tolerances. In this context, weight means mass.



TransPwr[®] AAC Bare Overhead Conductor

All-Aluminum 1350 Conductor Concentric-Lay-Stranded

AAC, ALUMINUM 1350 CONDUCTORS – CONCENTRIC, LAY-STRANDED – (ELECTRICAL PROPERTIES)

CODE WORD	SIZE AWG OR kcmil	STRANDING NO. X DIA. INCHES	CLASS	CROSS-SECTION SQ. INCHES	O.D. INCHES	RESISTANCE (2) OHMS/1000 FT			AMPACITY 75°C (3)	GEOMETRIC MEAN RADIUS FT	INDUCTIVE REACTANCE OHM/1000 FT (4)	CAPACITIVE REACTANCE MEGAOHM 1000 FT (4)
						DC @ 20°C	AC @ 25°C	AC @ 75°C				
Violet	715.5	37x0.1391	AA	0.5623	0.974	0.0242	0.0251	0.0299	820	0.0311	0.0797	0.5020
Nasturtium	715.5	61x0.1083	A	0.5619	0.975	0.0242	0.0251	0.0299	825	0.0314	0.0796	0.5017
Petunia	750.0	37x0.1424	AA	0.5893	0.997	0.0230	0.0240	0.0286	845	0.0319	0.0792	0.4983
Arbutus	795.0	37x0.1466	AA	0.6245	1.026	0.0217	0.0227	0.0270	875	0.0328	0.0785	0.4937
Lilac	795.0	61x0.1142	A	0.6248	1.028	0.0217	0.0227	0.0270	880	0.0331	0.0784	0.4935
Fuchsia	800.0	37x0.1470	AA	0.6287	1.029	0.0216	0.0225	0.0268	900	0.0329	0.0784	0.4932
Heliotrope	800.0	61x0.1145	A	0.6281	1.031	0.0216	0.0225	0.0268	900	0.0332	0.0783	0.4930
Anemone	874.5	37x0.1537	AA	0.6865	1.076	0.0198	0.0207	0.0246	930	0.0344	0.0774	0.4862
Crocus	874.5	61x0.1197	A	0.6864	1.078	0.0198	0.0207	0.0246	930	0.0347	0.0773	0.4860
Magnolia	954.0	37x0.1606	AA	0.7495	1.124	0.0181	0.0191	0.0226	980	0.0360	0.0764	0.4794
Goldenrod	954.0	61x0.1251	A	0.7498	1.126	0.0181	0.0191	0.0226	980	0.0362	0.0763	0.4792
Camellia	1000.0	61x0.1280	A	0.7849	1.152	0.0173	0.0182	0.0216	1010	0.0371	0.0757	0.4755
Bluebell	1033.5	37x0.1671	AA	0.8114	1.170	0.0167	0.0177	0.0210	1030	0.0374	0.0755	0.4732
Larkspur	1033.5	61x0.1302	A	0.8122	1.172	0.0167	0.0177	0.0210	1030	0.0377	0.0753	0.4730
Marigold	1113.0	61x0.1351	A, AA	0.8744	1.216	0.0155	0.0165	0.0195	1080	0.0391	0.0745	0.4671
Hawthorn	1192.5	61x0.1398	A, AA	0.9363	1.258	0.0145	0.0155	0.0183	1125	0.0405	0.0737	0.4617
Narcissus	1272.0	61x0.1444	A, AA	0.9990	1.300	0.0136	0.0146	0.0173	1170	0.0418	0.0730	0.4567
Columbine	1351.5	61x0.1488	A, AA	1.0608	1.339	0.0128	0.0139	0.0163	1210	0.0431	0.0723	0.4519
Carnation	1431.0	61x0.1532	A, AA	1.1244	1.379	0.0121	0.0132	0.0155	1250	0.0444	0.0716	0.4475
Gladiolus	1510.5	61x0.1574	A, AA	1.1869	1.417	0.0114	0.0126	0.0147	1295	0.0456	0.0710	0.4432
Coreopsis	1590.0	61x0.1614	AA	1.2480	1.453	0.0109	0.0120	0.0141	1330	0.0468	0.0704	0.4392
Jessamine	1750.0	61x0.1694	AA	1.3748	1.525	0.00988	0.0111	0.0129	1405	0.0490	0.0693	0.4317
Cowslip	2000.0	91x0.1482	A	1.5697	1.630	0.00864	0.00994	0.0115	1515	0.0526	0.0677	0.4211
Sagebrush	2250.0	91x0.1572	A	1.7662	1.729	0.00776	0.00914	0.0105	1610	0.0558	0.0663	0.4119
Pigweed	2300.0	61x0.1942	A	1.8069	1.748	0.00759	0.00898	0.0104	1435	0.0562	0.0661	0.4103
Lupine	2500.0	91x0.1657	A	1.9623	1.823	0.00698	0.00844	0.00969	1705	0.0588	0.0651	0.4037
Bitterroot	2750.0	91x0.1738	A	2.1589	1.912	0.00635	0.00789	0.00900	1790	0.0617	0.0640	0.3962
Trillium	3000.0	127x0.1537	A	2.3564	1.998	0.00582	0.00743	0.00843	1875	0.0545	0.0668	0.3893
Bluebonnet	3500.0	127x0.1660	A	2.7486	2.158	0.00504	0.00676	0.00761	2015	0.0589	0.0651	0.3773

(2) Based on a conductivity of 61.2% (minimum lot average) IACS at 20°C. To convert to ohms/mile, multiply by 5.28. To convert to ohms/km, multiply by 3.281.

(3) Based on a conductor temperature of 75°C at 60 Hz and the following conditions: 25°C ambient temperature, 2 ft/sec crosswind (90° to conductor), 0.5 coefficient of emissivity, 0.5 coefficient of absorptivity, 30° northern latitude, sea level elevation, 90° azimuth of line (East-West), clear atmosphere, and a date and time of noon on July 1 (resulting in 96.0 W/ft² of solar and sky radiated heat). Actual ampacity will differ based on local conditions. For specific ampacities, please contact your General Cable sales representative.

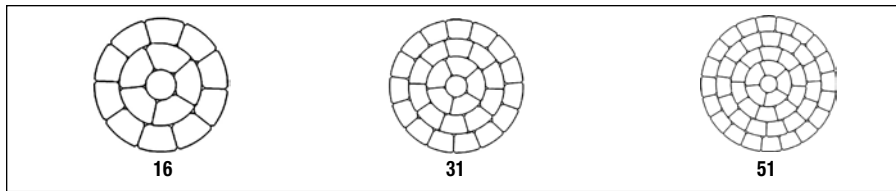
(4) Values for inductive reactance and capacitive reactance are expressed in terms of a 1 ft radius.



Notes

TransPowr[®] AAC/TW Bare Overhead Conductor

Trapezoidal All-Aluminum 1350 Concentric-Lay-Stranded



Product Construction:

Complete Conductor:

TransPowr[®] AAC/TW is a trapezoidal 1350 H19 aluminum (AAC) concentric-lay-stranded conductor. The aluminum strands are trapezoidal in shape. The wedge-shaped aluminum strands enable a more compact alignment of the aluminum wires.

Conductor designs that maintain the same circular mil cross-sectional area of aluminum as a conventional round conductor result in a TW conductor that is 10 to 15 percent smaller in overall diameter.

Conductor designs that maintain the same overall diameter as a conventional round conductor result in a TW conductor that has 20 to 25 percent more aluminum cross-sectional area packed in.

The AAC/TW conductors are manufactured in accordance with the requirements of the latest issue of ASTM B778.

The conductor consists of two, three, four or five layers of aluminum 1350-H19 wires. The sizes and constructions listed on this and the following pages are examples used in overhead lines.

Features and Benefits:

TransPowr[®] AAC/TW has a continuous operating temperature rating of 75°C. Operation of the conductor at elevated temperatures may increase the conductor sag properties and lower the rated tensile strength of the conductor.

AAC/TW conductors constructed of equivalent aluminum circular mil cross-sectional area provide a conductor that is smaller in overall diameter than the equivalent conventional round wire AAC conductor. The reduced conductor diameter is advantageous in reducing the effects of ice and wind loading on the conductor.

AAC/TW conductors constructed to be equivalent overall diameter enable a greater circular mil cross-sectional area of aluminum within the conductor, reducing power loss in the conductor for day-to-day operations as well as allowing a significant increase in conductor current-carrying capacity.

Applications:

Trapezoidal 1350 H19 aluminum conductors (AAC/TW) are used for overhead transmission lines where design parameters do not require the higher strength or temperature ratings provided by ACSR, ACSS or other type conductors.

Electrical Parameters:

The electrical parameters for the trapezoidal AAC equivalent circular mil area and equivalent overall diameter conductors may be found in the last table of this section.

Options:

- High-conductivity aluminum (/HC) (62.2% IACS)
- Non-specular surface finish (/NS)

For more information, or information on other conductor sizes, designs and/or specific installation requirements not shown in the tables, contact your General Cable sales representative or e-mail info@generalcable.com.

TransPowr® AAC/TW Bare Overhead Conductor

Trapezoidal All-Aluminum 1350 Concentric-Lay-Stranded



AAC/TW CONDUCTORS (MECHANICAL PROPERTIES) – EQUIVALENT DIAMETER – CONDUCTORS SIZED TO HAVE EQUIVALENT CIRCULAR MIL AREA TO REGULAR AAC

CODE WORD	SIZE AWG OR kcmil	NO. OF AL WIRES	EQUIVALENT STRAND WIRE DIA. INCHES	FILL FACTOR	CROSS-SECTION SQ. INCHES	O.D. INCHES	APPROX. WEIGHT LB/1000 FT	RATED STRENGTH LBS	STANDARD PACKAGES (1)		
									REEL DESIGNATION	WEIGHT LBS	LENGTH FT
Tulip/AAC/TW	336.4	16	0.1453	89.8	0.2654	0.61	315	6050	RMT 84.36 NR 60.28	4700 2360	14900 7500
Canna/AAC/TW	397.5	16	0.1579	91.0	0.3135	0.66	373	7000	RMT 84.36 NR 60.28	4690 2350	12600 6300
Cosmos/AAC/TW	477.0	16	0.1730	91.1	0.3760	0.72	447	8390	RMT 84.36 NR 60.28	4690 2370	10500 5300
Zinnia/AAC/TW	500.0	16	0.1771	92.3	0.3940	0.74	469	8790	RMT 84.36 NR 60.28	4690 2340	10000 5000
Mistletoe/AAC/TW	556.5	16	0.1868	92.6	0.4387	0.78	522	9790	RMT 84.36 NR 60.28	4690 2350	9000 4500
Meadowsweet/AAC/TW	600.0	16	0.1940	93.0	0.4729	0.80	562	10500	RMT 84.36 NR 60.28	4720 2360	8400 4200
Orchid/AAC/TW	636.0	16	0.1996	93.4	0.5007	0.83	596	11200	RMT 84.36 RM 68.38	4710 2320	7900 3900
Verbena/AAC/TW	700.0	16	0.2095	93.8	0.5514	0.86	656	12300	RMT 84.36 NR 60.28	4720 2360	7200 3600
Nasturtium/AAC/TW	750.0	16	0.2168	94.0	0.5908	0.89	703	12900	RMT 84.36 NR 60.28	4710 2390	6700 3400
Arbutus/AAC/TW	795.0	16	0.2231	94.1	0.6257	0.92	745	13600	RMT 84.36 NR 60.28	4690 2380	6300 3200
Cockscomb/AAC/TW	900.0	16	0.2376	91.8	0.7092	0.99	844	15400	RMT 84.36 NR 60.28	4720 2360	5600 2800
Magnolia/AAC/TW	954.0	31	0.1756	92.0	0.7509	1.02	894	16400	RMT 96.60 RMT 84.36	9120 4560	10200 5100
Hawkweed/AAC/TW	1000.0	31	0.1798	92.3	0.7868	1.04	937	17200	RMT 96.60 RMT 84.36	9090 4590	9700 4900
Bluebell/AAC/TW	1033.5	31	0.1827	92.5	0.8130	1.06	969	17700	RMT 96.60 RMT 84.36	9110 4550	9400 4700
Marigold/AAC/TW	1113.0	31	0.1897	92.8	0.8759	1.10	1043	19100	RMT 96.60 RMT 84.36	9080 4590	8700 4400
Hawthorn/AAC/TW	1192.5	31	0.1963	93.1	0.9382	1.13	1118	20500	RMT 96.60 RMT 84.36	9170 4580	8200 4100
Narcissus/AAC/TW	1272.0	31	0.2027	93.2	1.0006	1.17	1192	21800	RMT 96.60 RMT 84.36	9060 4530	7600 3800
Columbine/AAC/TW	1351.5	31	0.2090	93.6	1.0634	1.20	1267	23200	RMT 96.60 RMT 84.36	9120 4560	7200 3600
Carnation/AAC/TW	1431.0	31	0.2151	93.7	1.1260	1.24	1341	24000	RMT 96.60 RMT 84.36	9120 4560	6800 3400
Coreopsis/AAC/TW	1590.0	51	0.1767	91.9	1.2508	1.32	1490	27000	RMT 96.60 RMT 90.45	9980 7450	6700 5000
Jessamine/AAC/TW	1750.0	51	0.1853	92.3	1.3760	1.38	1640	29700	RMT 96.60 RMT 90.45	10010 7550	6100 4600
Cowslip/AAC/TW	2000.0	51	0.1981	92.8	1.5720	1.47	1875	33900	RMT 96.60 RMT 90.45	10030 7570	5300 4000
Lupine/AAC/TW	2500.0	71	0.1877	92.1	1.9655	1.65	2366	41900	RMT 108.74 RMT 96.60	19400 10410	8200 4400
Trillium/AAC/TW	3000.0	71	0.2056	92.7	2.3565	1.80	2839	50300	RMT 108.74 RMT 96.60	20070 10320	7000 3600

(1) Weights shown are for conductor only and do not include the reel. Normal length and shipping tolerances apply.

Dimensions and weights not designated minimum or maximum are nominal values and subject to manufacturing tolerances. In this context, weight means mass.

TransPwr[®] AAC/TW Bare Overhead Conductor

Trapezoidal All-Aluminum 1350 Concentric-Lay-Stranded



AAC/TW CONDUCTORS (ELECTRICAL PROPERTIES) – EQUIVALENT DIAMETER – CONDUCTORS SIZED TO HAVE EQUIVALENT CIRCULAR MIL AREA TO REGULAR AAC

CODE WORD	SIZE kcmil	NO. OF AL WIRES	EQUIVALENT STRAND WIRE DIA. INCHES	FILL FACTOR	CROSS-SECTION SQ. INCHES	O.D. INCHES	RESISTANCE (2) OHMS/1000 FT			AMPACITY 75°C (3)	GEOMETRIC MEAN RADIUS FT	INDUCTIVE REACTANCE OHM/1000 FT (4)	CAPACITIVE REACTANCE MEGAOHM 1000 FT (4)
							DC @ 20°C	AC @ 25°C	AC @ 75°C				
Tulip/AAC/TW	336.4	16	0.1453	89.8	0.2654	0.61	0.0514	0.0526	0.0630	500	0.0193	0.0907	0.5751
Canna/AAC/TW	397.5	16	0.1579	91.0	0.3135	0.66	0.0435	0.0446	0.0534	555	0.0209	0.0889	0.5630
Cosmos/AAC/TW	477.0	16	0.1730	91.1	0.3760	0.72	0.0362	0.0373	0.0445	625	0.0228	0.0869	0.5488
Zinnia/AAC/TW	500.0	16	0.1771	92.3	0.3940	0.74	0.0346	0.0356	0.0425	640	0.0232	0.0865	0.5461
Mistletoe/AAC/TW	556.5	16	0.1868	92.6	0.4387	0.78	0.0311	0.0320	0.0382	685	0.0245	0.0852	0.5380
Meadowsweet/AAC/TW	600.0	16	0.1940	93.0	0.4729	0.80	0.0288	0.0298	0.0355	715	0.0254	0.0844	0.5324
Orchid/AAC/TW	636.0	16	0.1996	93.4	0.5007	0.83	0.0272	0.0281	0.0335	745	0.0261	0.0838	0.5282
Verbena/AAC/TW	700.0	16	0.2095	93.8	0.5514	0.86	0.0247	0.0256	0.0305	790	0.0273	0.0827	0.5210
Nasturtium/AAC/TW	750.0	16	0.2168	94.0	0.5908	0.89	0.0230	0.0240	0.0286	820	0.0282	0.0820	0.5157
Arbutus/AAC/TW	795.0	16	0.2231	94.1	0.6257	0.92	0.0217	0.0227	0.0270	850	0.0291	0.0813	0.5112
Cockscomb/AAC/TW	900.0	16	0.2376	91.8	0.7092	0.99	0.0192	0.0201	0.0239	925	0.0313	0.0796	0.4997
Magnolia/AAC/TW	954.0	31	0.1756	92.0	0.7509	1.02	0.0181	0.0191	0.0226	955	0.0326	0.0787	0.4951
Hawkweed/AAC/TW	1000.0	31	0.1798	92.3	0.7868	1.04	0.0173	0.0182	0.0216	985	0.0333	0.0782	0.4917
Bluebell/AAC/TW	1033.5	31	0.1827	92.5	0.8130	1.06	0.0167	0.0177	0.0210	1005	0.0338	0.0778	0.4892
Marigold/AAC/TW	1113.0	31	0.1897	92.8	0.8759	1.10	0.0155	0.0165	0.0195	1050	0.0350	0.0770	0.4837
Hawthorn/AAC/TW	1192.5	31	0.1963	93.1	0.9382	1.13	0.0145	0.0155	0.0183	1095	0.0362	0.0763	0.4785
Narcissus/AAC/TW	1272.0	31	0.2027	93.2	1.0006	1.17	0.0136	0.0146	0.0173	1135	0.0374	0.0755	0.4736
Columbine/AAC/TW	1351.5	31	0.2090	93.6	1.0634	1.20	0.0128	0.0139	0.0163	1175	0.0384	0.0749	0.4691
Carnation/AAC/TW	1431.0	31	0.2151	93.7	1.1260	1.24	0.0121	0.0132	0.0155	1215	0.0395	0.0742	0.4647
Coreopsis/AAC/TW	1590.0	51	0.1767	91.9	1.2508	1.32	0.0109	0.0120	0.0141	1295	0.0423	0.0727	0.4549
Jessamine/AAC/TW	1750.0	51	0.1853	92.3	1.3760	1.38	0.00988	0.0111	0.0129	1370	0.0443	0.0716	0.4478
Cowslip/AAC/TW	2000.0	51	0.1981	92.8	1.5720	1.47	0.00864	0.00994	0.0115	1475	0.0472	0.0702	0.4377
Lupine/AAC/TW	2500.0	71	0.1877	92.1	1.9655	1.65	0.00698	0.00844	0.00969	1660	0.0531	0.0675	0.4196
Trillium/AAC/TW	3000.0	71	0.2056	92.7	2.3565	1.80	0.00582	0.00743	0.00843	1820	0.0580	0.0654	0.4059

(2) Based on a conductivity of 61.2% (minimum lot average) IACS at 20°C. To convert to ohms/mile, multiply by 5.28. To convert to ohms/km, multiply by 3.281.
 (3) Based on a conductor temperature of 75°C at 60 Hz and the following conditions: 25°C ambient temperature, 2 ft/sec crosswind (90° to conductor), 0.5 coefficient of emissivity, 0.5 coefficient of absorptivity, 30° northern latitude, sea level elevation, 90° azimuth of line (East-West), clear atmosphere, and a date and time of noon on July 1 (resulting in 96.0 W/ft² of solar and sky radiated heat). Actual ampacity will differ based on local conditions. For specific ampacities, please contact your General Cable sales representative.
 (4) Values for inductive reactance and capacitive reactance are expressed in terms of a 1 ft radius.



TransPowr® AAC/TW Bare Overhead Conductor

Trapezoidal All-Aluminum 1350 Concentric-Lay-Stranded



AAC/TW CONDUCTORS (MECHANICAL PROPERTIES) – EQUIVALENT DIAMETER – CONDUCTORS SIZED TO HAVE EQUIVALENT CIRCULAR MIL AREA TO REGULAR AAC											
CODE WORD	SIZE AWG OR kcmil	NO. OF AL WIRES	EQUIVALENT STRAND WIRE DIA. INCHES	FILL FACTOR	CROSS-SECTION SQ. INCHES	O.D. INCHES	APPROX. WEIGHT LB/1000 FT	RATED STRENGTH LBS	STANDARD PACKAGES (1)		
									REEL DESIGNATION	WEIGHT LBS	LENGTH FT
Logan/AAC/TW	322.5	16	0.1423	89.5	0.2546	0.60	302	5800	RMT 84.36 NR 60.28	4720 2360	15600 7800
- none -	384.5	16	0.1553	91.0	0.3032	0.65	360	6700	RMT 84.36 NR 60.28	4720 2340	13100 6500
Wheeler/AAC/TW	449.4	16	0.1679	91.7	0.3542	0.70	421	7900	RMT 84.36 NR 60.28	4720 2360	11200 5600
- none -	521.7	16	0.1808	92.7	0.4108	0.75	489	9100	RMT 84.36 NR 60.28	4690 2350	9600 4800
Robson/AAC/TW	595.8	16	0.1933	93.0	0.4693	0.80	558	10400	RMT 84.36 NR 60.28	4690 2350	8400 4200
- none -	678.2	16	0.2062	93.8	0.5343	0.85	636	11900	RMT 84.36 NR 60.28	4700 2350	7400 3700
McKinley/AAC/TW	761.5	16	0.2184	94.0	0.5995	0.90	714	13100	RMT 84.36 RM 68.38	4710 2360	6600 3300
- none -	854.2	16	0.2314	94.6	0.6726	0.95	801	14700	RMT 84.36 NR 60.28	4720 2320	5900 2900
Rainier/AAC/TW	918.8	31	0.1723	91.8	0.7227	1.00	861	15800	RMT 96.60 RMT 84.36	9130 4560	10600 5300
- none -	1020.0	31	0.1815	92.5	0.8023	1.05	956	17500	RMT 96.60 RMT 84.36	9080 4590	9500 4800
Helens/AAC/TW	1123.1	31	0.1905	92.8	0.8839	1.10	1053	19300	RMT 96.60 RMT 84.36	9160 4530	8700 4300
- none -	1234.2	31	0.1997	93.3	0.9707	1.15	1157	21200	RMT 96.60 RMT 84.36	9140 4510	7900 3900
Mazama/AAC/TW	1346.8	31	0.2085	93.5	1.0588	1.20	1262	23100	RMT 96.60 RMT 84.36	9090 4540	7200 3600
- none -	1467.9	31	0.2177	93.9	1.1542	1.25	1376	24700	RMT 96.60 RMT 84.36	9080 4540	6600 3300
Hood/AAC/TW	1583.2	31	0.2262	93.6	1.2457	1.30	1484	26600	RMT 96.60 RMT 84.36	9050 4600	6100 3100
- none -	1682.7	51	0.1817	92.3	1.3225	1.35	1577	28500	RMT 96.60 RMT 90.45	9940 7570	6300 4800
Whitney/AAC/TW	1812.7	51	0.1886	92.5	1.4243	1.40	1699	30800	RMT 96.60 RMT 90.45	10020 7480	5900 4400
- none -	1954.3	51	0.1959	92.9	1.5370	1.45	1832	33200	RMT 96.60 RMT 90.45	10070 7510	5500 4100
Powell/AAC/TW	2093.6	51	0.2027	93.0	1.6456	1.50	1982	35500	RMT 96.60 RMT 90.45	9910 7530	5000 3800
- none -	2245.4	51	0.2099	93.5	1.7653	1.55	2125	38100	RMT 96.60 RMT 90.45	9990 7440	4700 3500
Jefferson/AAC/TW	2388.1	51	0.2165	93.2	1.8782	1.60	2260	39700	RMT 96.60 RMT 90.45	9950 7460	4400 3300
- none -	2514.8	71	0.1883	92.4	1.9771	1.65	2380	42200	RMT 108.74 RMT 96.60	19520 10470	8200 4400
Shasta/AAC/TW	2667.2	71	0.1939	92.2	2.0957	1.70	2524	44700	RMT 108.74 RMT 96.60	19690 10350	7800 4100
- none -	2844.5	71	0.2003	92.9	2.2362	1.75	2692	47700	RMT 108.74 RMT 96.60	18850 10500	7000 3900
Adams/AAC/TW	3006.2	71	0.2058	92.7	2.3623	1.80	2873	50400	RMT 108.74 RMT 96.60	20110 10340	7000 3600

(1) Weights shown are for conductor only and do not include the reel. Normal length and shipping tolerances apply.

Dimensions and weights not designated minimum or maximum are nominal values and subject to manufacturing tolerances. In this context, weight means mass.

TransPwr[®] AAC/TW Bare Overhead Conductor

Trapezoidal All-Aluminum 1350 Concentric-Lay-Stranded



AAC/TW CONDUCTORS (ELECTRICAL PROPERTIES) – EQUIVALENT DIAMETER – CONDUCTORS SIZED TO HAVE EQUIVALENT CIRCULAR MIL AREA TO REGULAR AAC

CODE WORD	SIZE AWG OR kcmil	NO. OF AL WIRES	EQUIVALENT STRAND WIRE DIA. INCHES	FILL FACTOR	CROSS-SECTION SQ. INCHES	O.D. INCHES	RESISTANCE (2) OHMS/1000 FT			AMPACITY 75°C (3)	GEOMETRIC MEAN RADIUS FT	INDUCTIVE REACTANCE OHM/1000 FT (4)	CAPACITIVE REACTANCE MEGAOHM 1000 FT (4)
							DC @ 20°C	AC @ 25°C	AC @ 75°C				
Logan/AAC/TW	322.5	16	0.1423	89.5	0.2546	0.60	0.0536	0.0549	0.0657	490	0.0189	0.0912	0.5782
- none -	384.5	16	0.1553	91.0	0.3032	0.65	0.0450	0.0461	0.0551	545	0.0205	0.0893	0.5656
Wheeler/AAC/TW	449.4	16	0.1679	91.7	0.3542	0.70	0.0385	0.0395	0.0472	600	0.0221	0.0876	0.5540
- none -	521.7	16	0.1808	92.7	0.4108	0.75	0.0331	0.0341	0.0408	660	0.0237	0.0860	0.5431
Robson/AAC/TW	595.8	16	0.1933	93.0	0.4693	0.80	0.0290	0.0300	0.0358	715	0.0253	0.0845	0.5330
- none -	678.2	16	0.2062	93.8	0.5343	0.85	0.0255	0.0264	0.0315	775	0.0269	0.0831	0.5234
McKinley/AAC/TW	761.5	16	0.2184	94.0	0.5995	0.90	0.0227	0.0236	0.0281	830	0.0285	0.0818	0.5145
- none -	854.2	16	0.2314	94.6	0.6726	0.95	0.0202	0.0212	0.0252	890	0.0300	0.0805	0.5060
Rainier/AAC/TW	918.8	31	0.1723	91.8	0.7227	1.00	0.0188	0.0198	0.0235	935	0.0320	0.0791	0.4979
- none -	1020.0	31	0.1815	92.5	0.8023	1.05	0.0169	0.0179	0.0212	995	0.0336	0.0780	0.4903
Helens/AAC/TW	1123.1	31	0.1905	92.8	0.8839	1.10	0.0154	0.0164	0.0194	1055	0.0352	0.0769	0.4830
- none -	1234.2	31	0.1997	93.3	0.9707	1.15	0.0140	0.0150	0.0177	1115	0.0368	0.0759	0.4760
Mazama/AAC/TW	1346.8	31	0.2085	93.5	1.0588	1.20	0.0128	0.0139	0.0164	1175	0.0384	0.0749	0.4693
- none -	1467.9	31	0.2177	93.9	1.1542	1.25	0.0118	0.0129	0.0151	1235	0.0400	0.0740	0.4629
Hood/AAC/TW	1583.2	31	0.2262	93.6	1.2457	1.30	0.0109	0.0121	0.0141	1290	0.0416	0.0731	0.4567
- none -	1682.7	51	0.1817	92.3	1.3225	1.35	0.0103	0.0115	0.0134	1340	0.0434	0.0721	0.4508
Whitney/AAC/TW	1812.7	51	0.1886	92.5	1.4243	1.40	0.00954	0.0108	0.0125	1395	0.0450	0.0712	0.4452
- none -	1954.3	51	0.1959	92.9	1.5370	1.45	0.00884	0.0101	0.0118	1455	0.0467	0.0704	0.4396
Powell/AAC/TW	2093.6	51	0.2027	93.0	1.6456	1.50	0.00834	0.00966	0.0112	1505	0.0483	0.0697	0.4343
- none -	2245.4	51	0.2099	93.5	1.7653	1.55	0.00777	0.00915	0.0106	1565	0.0498	0.0689	0.4292
Jefferson/AAC/TW	2388.1	51	0.2165	93.2	1.8782	1.60	0.00731	0.00873	0.0100	1615	0.0515	0.0682	0.4242
- none -	2514.8	71	0.1883	92.4	1.9771	1.65	0.00694	0.00841	0.00964	1665	0.0532	0.0674	0.4194
Shasta/AAC/TW	2667.2	71	0.1939	92.2	2.0957	1.70	0.00654	0.00806	0.00921	1715	0.0548	0.0667	0.4146
- none -	2844.5	71	0.2003	92.9	2.2362	1.75	0.00614	0.00770	0.00877	1770	0.0564	0.0661	0.4102
Adams/AAC/TW	3006.2	71	0.2058	92.7	2.3623	1.80	0.00586	0.00746	0.00848	1815	0.0581	0.0654	0.4057

(2) Based on a conductivity of 61.2% (minimum lot average) IACS at 20°C. To convert to ohms/mile, multiply by 5.28. To convert to ohms/km, multiply by 3.281.

(3) Based on a conductor temperature of 75°C at 60 Hz and the following conditions: 25°C ambient temperature, 2 ft/sec crosswind (90° to conductor), 0.5 coefficient of emissivity, 0.5 coefficient of absorptivity, 30° northern latitude, sea level elevation, 90° azimuth of line (East-West), clear atmosphere, and a date and time of noon on July 1 (resulting in 96.0 W/ft² of solar and sky radiated heat). Actual ampacity will differ based on local conditions. For specific ampacities, please contact your General Cable sales representative.

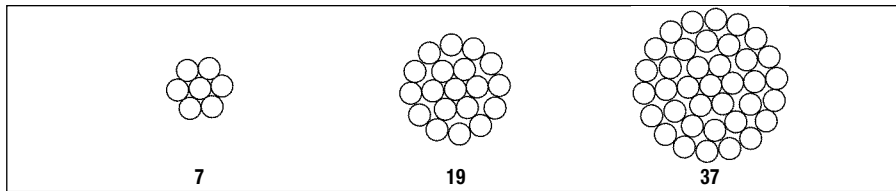
(4) Values for inductive reactance and capacitive reactance are expressed in terms of a 1 ft radius.



Notes

TransPowr® AAAC Bare Overhead Conductor

Aluminum Alloy Conductor Concentric-Lay-Stranded



Product Construction:

Complete Conductor:

AAAC is a high-strength aluminum alloy, concentric-lay-stranded conductor. It is similar in construction and appearance to the AAC all-aluminum conductor.

The AAAC conductor is manufactured in accordance with the requirements of the latest issue of ASTM B399. The AAAC conductor is manufactured from a heat-treated, magnesium-silicide high-strength 6201 T81 aluminum alloy.

The aluminum strands consist of a concentric-stranded cable of 7, 19, 37 or more wires. The sizes and strandings listed are common examples used in overhead lines. Metric (mm) sizes are also available.

Features and Benefits:

Aluminum alloy conductors have a number of advantages over the use of the ACSR or all-aluminum conductors.

- Lower power losses than for equivalent single- aluminum-layer ACSR conductors. (The inductive effect of the steel core in the ACSR is eliminated).
- Simpler fittings than those required for ACSR.
- Excellent corrosion resistance in environments conducive to galvanic corrosion in ACSR.
- Strength and sag approximately the same as for equivalent 6/1 and 26/7 ACSR conductors.
- Outside diameters are the same as for standard ACSR conductors, permitting interchangeability of fittings.
- Greater resistance to abrasion than that for 1350 wires in all-aluminum or ACSR conductors.

Applications:

AAAC aluminum alloy conductors are extensively used for overhead distribution and transmission lines adjacent to ocean coastlines where there can be a problem of corrosion in the steel of an ACSR construction.

The aluminum alloy conductors are used in place of single-layer ACSR conductors (i.e., #6 to #4/0 AWG) to reduce power losses in overhead distribution and transmission lines. The inductive effect of the ACSR's steel core is eliminated, hence increasing the operating efficiency of the line.

Options:

- Non-specular surface finish (/NS)

For more information, or information on other conductor sizes, designs and/or specific installation requirements not shown in the tables, contact your General Cable sales representative or e-mail info@generalcable.com.

TransPowr® AAAC Bare Overhead Conductor

Aluminum Alloy Conductor Concentric-Lay-Stranded

AAAC (MECHANICAL PROPERTIES) - CONDUCTOR SIZED TO HAVE DIAMETER EQUAL TO ACSR (1)

CODE WORD	SIZE AWG OR kcmil	EQUIVALENT ACSR SIZE (2)	EQUIVALENT AAC SIZE (3)	STRANDING NO. X DIA. INCHES	CLASS	CROSS-SECTION SQ. INCHES	O.D. INCHES	APPROX. WEIGHT LB/1000 FT	RATED STRENGTH LBS	STANDARD PACKAGES (4)		
										REEL DESIGNATION	WEIGHT LBS	LENGTH FT
Akron	30.58	6 (Turkey)	6	7x0.0661	A	0.0240	0.198	28.5	1110	NR 42.28 NR 36.22	1390 695	48780 24390
Alton	48.69	4 (Swan)	4	7x0.0834	A	0.0382	0.250	45.4	1760	NR 42.28 NR 36.22	1390 695	30630 15315
Ames	77.47	2 (Sparrow)	2	7x0.1052	A, AA	0.0608	0.316	72.2	2800	NR 42.28 NR 36.22	1390 695	19260 9630
Azusa	123.3	1/0 (Raven)	1/0	7x0.1327	A, AA	0.0968	0.398	115.0	4280	NR 42.28 NR 36.22	1390 695	12100 6050
Anaheim	155.4	2/0 (Quail)	2/0	7x0.1490	A, AA	0.1221	0.447	144.9	5390	NR 42.28 NR 36.22	1390 695	9600 4800
Amherst	195.7	3/0 (Pigeon)	3/0	7x0.1672	A, AA	0.1537	0.502	182.5	6790	NR 42.28 NR 36.22	1390 695	7620 3810
Alliance	246.9	4/0 (Penguin)	4/0	7x0.1878	AA	0.1939	0.563	230.2	8560	NR 42.28 NR 36.22	1390 695	6040 3020
Butte	312.8	266.8 (Partridge)	266.8	19x0.1283	A	0.2456	0.642	291.7	10500	RM 68.38 NR 48.28	3775 1890	12940 6470
Canton	394.5	336.4 (Linnet)	336.4	19x0.1441	A, AA	0.3099	0.721	367.9	13300	RM 68.38 NR 48.28	3775 1890	10260 5130
Cairo	465.4	397.5 (Ibis)	397.5	19x0.1565	AA	0.3655	0.783	434.0	15600	RM 68.38 NR 48.28	3775 1890	8700 4350
Darien	559.5	477.0 (Hawk)	477.0	19x0.1716	AA	0.4940	0.858	521.7	18800	RM 68.38 NR 48.28	3775 1890	7240 3620
Elgin	652.4	556.5 (Dove)	556.5	19x0.1853	AA	0.5124	0.927	608.4	21900	RM 68.38 NR 48.28	3775 1890	6210 3105
Flint	740.8	636.0 (Grosbeak)	636.0	37x0.1415	AA	0.5818	0.991	690.8	24400	RMT 96.60 NR 68.38	11025 3675	15960 5320
Greeley	927.2	795.0 (Drake)	795.0	37x0.1583	AA	0.7282	1.108	864.6	30500	RMT 96.60 NR 68.38	11025 3675	12750 4250

(1) General Cable utilizes an aluminum alloy that meets both the requirements of 6101 T81 and 6201 T81 designation.

(2) Equivalent ACSR Size refers to an ACSR conductor size of equal diameter.

(3) Equivalent AAC Size refers to an ASTM AAC 1350 conductor of approximate equivalent electrical resistance.

(4) Weights shown are for conductor only and do not include the reel. Normal length and shipping tolerances apply.

Dimensions and weights not designated minimum or maximum are nominal values and subject to manufacturing tolerances. In this context, weight means mass.



TransPowr® AAAC Bare Overhead Conductor

Aluminum Alloy Conductor Concentric-Lay-Stranded

AAAC (ELECTRICAL PROPERTIES) - CONDUCTOR SIZED TO HAVE DIAMETER EQUAL TO ACSR (1)

CODE WORD	SIZE AWG OR kcmil	EQUIVALENT ACSR SIZE (2)	EQUIVALENT AAC SIZE (3)	STRANDING NO. X DIA. INCHES	CLASS	CROSS-SECTION SQ. INCHES	O.D. INCHES	RESISTANCE (4) OHMS/1000 FT			AMPACITY 75°C (5)	GEOMETRIC MEAN RADIUS FT	INDUCTIVE REACTANCE OHM/1000 FT (6)	CAPACITIVE REACTANCE MEGAOHM 1000 FT (6)
								DC @ 20°C	AC @ 25°C	AC @ 75°C				
Akron	30.58	6 (Turkey)	6	7x0.0661	A	0.0240	0.198	0.6589	0.6704	0.7847	105	0.0060	0.1176	0.7512
Alton	48.69	4 (Swan)	4	7x0.0834	A	0.0382	0.250	0.4138	0.4210	0.4928	145	0.0076	0.1123	0.7147
Ames	77.47	2 (Sparrow)	2	7x0.1052	A, AA	0.0608	0.316	0.2601	0.2646	0.3098	190	0.0095	0.1069	0.6784
Azusa	123.3	1/0 (Raven)	1/0	7x0.1327	A, AA	0.0968	0.398	0.1634	0.1663	0.1947	255	0.0120	0.1016	0.6420
Anaheim	155.4	2/0 (Quail)	2/0	7x0.1490	A, AA	0.1221	0.447	0.1297	0.1320	0.1545	295	0.0135	0.0989	0.6238
Amherst	195.7	3/0 (Pigeon)	3/0	7x0.1672	A, AA	0.1537	0.502	0.1030	0.1049	0.1227	340	0.0152	0.0963	0.6058
Alliance	246.9	4/0 (Penguin)	4/0	7x0.1878	AA	0.1939	0.563	0.0816	0.0832	0.0973	395	0.0170	0.0936	0.5876
Butte	312.8	266.8 (Partridge)	266.8	19x0.1283	A	0.2456	0.642	0.0644	0.0657	0.0769	460	0.0203	0.0896	0.5673
Canton	394.5	336.4 (Linnet)	336.4	19x0.1441	A, AA	0.3099	0.721	0.0511	0.0522	0.0610	530	0.0227	0.0869	0.5491
Cairo	465.4	397.5 (Ibis)	397.5	19x0.1565	AA	0.3655	0.783	0.0433	0.0443	0.0518	590	0.0247	0.0851	0.5361
Darien	559.5	477.0 (Hawk)	477.0	19x0.1716	AA	0.4940	0.858	0.0360	0.0369	0.0431	660	0.0271	0.0829	0.5217
Elgin	652.4	556.5 (Dove)	556.5	19x0.1853	AA	0.5124	0.927	0.0309	0.0318	0.0371	730	0.0292	0.0812	0.5097
Flint	740.8	636.0 (Grosbeak)	636.0	37x0.1415	AA	0.5818	0.991	0.0272	0.0281	0.0327	790	0.0317	0.0793	0.4992
Greeley	927.2	795.0 (Drake)	795.0	37x0.1583	AA	0.7282	1.108	0.0217	0.0226	0.0263	905	0.0354	0.0768	0.4817

(1) General Cable utilizes an aluminum alloy that meets both the requirements of 6101 T81 and 6201 T82 designation.

(2) Equivalent ACSR Size refers to an ACSR conductor size of equal diameter.

(3) Equivalent AAC Size refers to an ASTM AAC 1350 conductor of approximate equivalent electrical resistance.

(4) Based on a conductivity of 52.5% (minimum lot average) IACS at 20°C. To convert to ohms/mile, multiply by 5.28. To convert to ohms/km, multiply by 3.281.

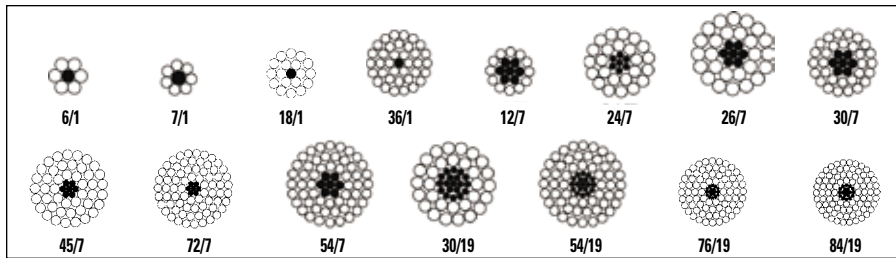
(5) Based on a conductor temperature of 75°C at 60 Hz and the following conditions: 25°C ambient temperature, 2 ft/sec crosswind (90° to conductor), 0.5 coefficient of emissivity, 0.5 coefficient of absorptivity, 30° northern latitude, sea level elevation, 90° azimuth of line (East-West), clear atmosphere, and a date and time of noon on July 1 (resulting in 96.0 W/ft² of solar and sky radiated heat). Actual ampacity will differ based on local conditions. For specific ampacities, please contact your General Cable sales representative.

(6) Values for inductive reactance and capacitive reactance are expressed in terms of a 1 ft radius.

Notes

TransPowr® ACSR Bare Overhead Conductor

Aluminum Conductor Steel-Reinforced Concentric-Lay-Stranded



Product Construction:

Complete Conductor:

ACSR is a composite concentric-lay-stranded conductor. ACSR conductors are manufactured in accordance with the requirements of the latest issue of ASTM B232.

The steel strand or strands form the central core of the conductor, around which is stranded one or more layers of aluminum 1350-H19 wires.

The steel core may consist of a single strand or a concentric-stranded cable of 7, 19, 37 or more wires. Numerous combinations of aluminum and steel strands and layers are possible. The sizes and strandings listed on the following pages are those most frequently used for overhead lines.

Features and Benefits:

ACSR conductors are recognized for their record of economy, dependability and favorable strength/weight ratio. ACSR conductors combine the light weight and good conductivity of aluminum with the high tensile strength and ruggedness of steel. In line design, this can provide higher tensions, less sag and longer span lengths than obtainable with most other types of overhead conductors. The steel strands are added as mechanical reinforcement. The cross-sections above illustrate some common strandings.

Features and Benefits (cont'd.):

The steel core wires are protected from corrosion by galvanizing. The standard Class A zinc coating is usually adequate for ordinary environments. For greater protection, Class C galvanized coatings may be specified. High-Strength (/GA3), Extra-High-Strength (/GA4) and Ultra-High-Strength (/GA5) steel core with Class A galvanizing and High-Strength (/MA3), Extra-High-Strength (/MA4) and Ultra-High-Strength (/MA5) steel core with Class A zinc-5% aluminum mischmetal coating are also available.

The product is also available with corrosion inhibitor treatment applied to the central steel component.

Applications:

Aluminum Conductors, Steel-Reinforced (ACSR) are extensively used for overhead distribution and transmission lines.

Options:

- High-conductivity aluminum (/HC) (62.2% IACS)
- Regular-strength Class C galvanized steel core (/GC2)
- High-strength Class A galvanized steel core (/GA3 to ASTM B606)

Options (cont'd.):

- Extra-high-strength Class A galvanized steel core (/GA4 to ASTM B957)
- Ultra-high-strength Class A galvanized steel core (/GA5 to ASTM B957)
- Regular-strength Class A zinc-5% aluminum mischmetal alloy-coated steel core (/MA2 to ASTM B802)
- High-strength Class A zinc-5% aluminum mischmetal alloy-coated steel core (/MA3 to ASTM B803)
- Extra-high-strength Class A zinc-5% aluminum mischmetal alloy-coated steel core (/MA4 to ASTM B958)
- Ultra-high-strength Class A zinc-5% aluminum mischmetal alloy-coated steel core (/MA5 to ASTM B958)
- Aluminum-clad steel core (/AW)—see ACSR/AW catalog section
- Non-specular surface finish (/NS)
- Compact ACSR (ASTM B401) designs are available
- Trapezoidal-shaped aluminum strands (/TW)—see ACSR/TW catalog section
- Aluminum Alloy Steel Reinforced Conductors AACSR (ASTM B711) designs are available

For more information, or information on other conductor sizes, designs and/or specific installation requirements not shown in the tables, contact your General Cable sales representative or e-mail info@generalcable.com.

TransPowr® ACSR Bare Overhead Conductor

Aluminum Conductor Steel-Reinforced Concentric-Lay-Stranded

ACSR, ALUMINUM CONDUCTOR, STEEL-REINFORCED, CONCENTRIC-LAY-STRANDED (MECHANICAL PROPERTIES)

CODE WORD (1)	SIZE AWG OR kcmil	STRANDING NO. X DIA. INCHES		CROSS-SECTION SQ. INCHES		O.D. INCHES	APPROX. WEIGHT LB/1000 FT (2)			PERCENT BY MASS		RATED STRENGTH LBS			STANDARD PACKAGES (3)		
		AL	STEEL	TOTAL	AL		TOTAL	AL	STEEL	AL	STEEL	GA2	GA3 (HS)	GA5 (UHS)	REEL DESIGNATION	WEIGHT POUNDS	LENGTH FEET
Turkey	6	6x0.0661	1x0.0661	0.0240	0.0206	0.198	36.0	24.5	11.6	67.90	32.10	1190	1260	1320	NR 30.22 COIL	590 195	16340 5400
Swan	4	6x0.0834	1x0.0834	0.0382	0.0328	0.250	57.4	38.9	18.4	67.88	32.12	1860	1970	2070	NR 36.22 COIL	885 220	15420 3835
Swanate	4	7x0.0772	1x0.1029	0.0411	0.0328	0.257	67.0	38.9	28.0	58.13	41.87	2360	2520	2680	NR 38.22 NR 30.22 COIL	1200 600 240	17910 8955 3580
Sparrow	2	6x0.1052	1x0.1052	0.0608	0.0522	0.316	91.2	61.9	29.3	67.86	32.14	2850	3010	3180	NR 42.28 NR 36.22 NR 30.22 COIL	1770 885 590 220	19390 9695 6465 2410
Sparate	2	7x0.0974	1x0.1299	0.0654	0.0521	0.325	106.6	61.9	44.7	58.07	41.93	3640	3890	4150	NR 38.22 NR 30.22 COIL	1200 600 240	11250 5625 2250
Robin	1	6x0.1181	1x0.1181	0.0767	0.0657	0.354	115.0	78.1	36.9	67.88	32.12	3550	3760	3980	NR 42.28 NR 36.22 NR 30.22 COIL	1765 885 590 220	15360 7680 5120 1910
Raven	1/0	6x0.1327	1x0.1327	0.0968	0.0830	0.398	145.1	98.5	46.6	67.87	32.13	4380	4650	4910	NR 42.28 NR 36.22 NR 30.22 COIL	1770 885 590 220	12190 6095 4060 1515
Quail	2/0	6x0.1489	1x0.1489	0.1219	0.1045	0.447	182.9	124.1	58.7	67.89	32.11	5300	5720	6050	NR 42.28 NR 36.22 NR 30.22	1770 885 590	9670 4835 3220
Pigeon	3/0	6x0.1672	1x0.1672	0.1537	0.1317	0.502	230.5	156.5	74.0	67.89	32.11	6620	7150	7570	NR 42.28 NR 36.22 NR 30.22	1765 885 590	7670 3835 2560
Penguin	4/0	6x0.1878	1x0.1878	0.1939	0.1662	0.563	290.8	197.4	93.4	67.88	32.12	8350	9010	9550	NR 42.28 NR 36.22 NR 30.22	1770 885 590	6080 3040 2025
Waxwing	266.8	18x0.1217	1x0.1217	0.2210	0.2097	0.609	289	250	39	86.44	13.56	6880	7110	7330	RM 68.38 NR 66.28 NR 48.28	4150 4150 2075	14360 14360 7180
Spoonbill	266.8	22x0.1101	7x0.0612	0.2300	0.2095	0.624	321	251	70	78.28	21.72	8720	9120	9520	RM 68.38 NR 60.28 NR 48.28	2810 2810 1875	8755 8755 5835
Scaup	266.8	24x0.1054	7x0.0703	0.2366	0.2095	0.633	343	251	92	73.20	26.80	10000	10500	11100	RM 68.38 NR 66.28 NR 60.28	3265 3265 2180	9520 9520 6350
Partridge	266.8	26x0.1013	7x0.0788	0.2437	0.2096	0.642	367	251	116	68.50	31.50	11300	11900	12600	NR 60.28	3790	10330
Junco	266.8	30x0.0943	7x0.0943	0.2584	0.2095	0.660	417	252	166	60.35	39.65	13900	14900	15800	RM 68.38 NR 66.28	4970 4970	11890 11890
Ostrich	300.0	26x0.1074	7x0.0835	0.2739	0.2355	0.680	412	283	130	68.53	31.47	12700	13400	14200	NR 60.28	3785	9190
Merlin	336.4	18x0.1367	1x0.1367	0.2789	0.2642	0.684	365	315	49	86.43	13.57	8680	8960	9240	RM 68.38 NR 66.28 NR 48.28	4155 4155 2080	11390 11390 5695
Trogon	336.4	20x0.1297	7x0.0576	0.2825	0.2642	0.692	379	317	62	83.69	16.31	9470	9820	10200	RM 68.38 NR 60.28	4780 2390	12610 6305
Woodcock	336.4	22x0.1237	7x0.0687	0.2903	0.2644	0.701	405	317	88	78.29	21.71	10900	11400	11900	RMT 84.36 NR 60.28	5620 2810	13880 6940
Widgeon	336.4	24x0.1184	7x0.0789	0.2985	0.2642	0.710	433	317	116	73.22	26.78	12500	13200	13800	RMT 84.36 NR 60.28	6550 3275	15130 7565
Linnet	336.4	26x0.1137	7x0.0884	0.3070	0.2640	0.720	462	317	145	68.54	31.46	14100	14900	15800	RMT 84.36 NR 60.28	7580 3785	16390 8195
Oriole	336.4	30x0.1059	7x0.1059	0.3259	0.2642	0.741	526	318	209	60.34	39.66	17300	18500	19700	RM 68.38 NR 66.28	4970 4970	9430 9430
Chickadee	397.5	18x0.1486	1x0.1486	0.3295	0.3122	0.743	431	373	58	86.43	13.57	9940	10400	10700	RM 68.38 NR 66.28 NR 48.28	4150 4150 2075	9630 9630 4815
Ptarmigan	397.5	20x0.1410	7x0.0627	0.3339	0.3123	0.752	448	374	73	83.65	16.35	11100	11500	11900	RM 68.38 NR 60.28	4780 2390	10670 5335

(1) Code words shown denote ACSR with regular-strength Class A Galvanized steel core (/GA2). See the Options section to find the appropriate code word modifier designation for alternative design options.

(2) Due to rounding, total values may be slightly greater or slightly less than the sum of the component values.

(3) Weights shown are for conductor only and do not include the reel. Normal length and shipping tolerances apply.

Dimensions and weights not designated minimum or maximum are nominal values and subject to manufacturing tolerances. In this context, weight means mass.



TransPowr® ACSR Bare Overhead Conductor

Aluminum Conductor Steel-Reinforced Concentric-Lay-Stranded

ACSR, ALUMINUM CONDUCTOR, STEEL-REINFORCED, CONCENTRIC-LAY-STRANDED (ELECTRICAL PROPERTIES)

CODE WORD (1)	SIZE AWG OR kcmil	STRANDING NO. X DIA. INCHES		CROSS-SECTION SQ. INCHES		O.D. INCHES	RESISTANCE (4) OHMS/1000 FT			AMPACITY 75°C (5)	GEOMETRIC MEAN RADIUS FT	INDUCTIVE REACTANCE OHM/1000 FT (6)	CAPACITIVE REACTANCE MEGAOHM 1000 FT (6)
		AL	STEEL	TOTAL	AL		DC @ 20°C	AC @ 25°C	AC @ 75°C				
Turkey	6	6x0.0661	1x0.0661	0.0240	0.0206	0.198	0.641	0.655	0.819	105	0.0017	0.1465	0.7511
Swan	4	6x0.0834	1x0.0834	0.0382	0.0328	0.250	0.403	0.411	0.524	140	0.0026	0.1372	0.7147
Swanate	4	7x0.0772	1x0.1029	0.0411	0.0328	0.257	0.399	0.407	0.529	140	0.0022	0.1410	0.7103
Sparrow	2	6x0.1052	1x0.1052	0.0608	0.0522	0.316	0.254	0.259	0.337	185	0.0039	0.1273	0.6784
Sparate	2	7x0.0974	1x0.1299	0.0654	0.0521	0.325	0.251	0.256	0.341	170	0.0037	0.1289	0.6740
Robin	1	6x0.1181	1x0.1181	0.0767	0.0657	0.354	0.201	0.206	0.272	210	0.0048	0.1226	0.6602
Raven	1/0	6x0.1327	1x0.1327	0.0968	0.0830	0.398	0.159	0.163	0.218	240	0.0059	0.1178	0.6420
Quail	2/0	6x0.1489	1x0.1489	0.1219	0.1045	0.447	0.126	0.129	0.177	275	0.0072	0.1133	0.6239
Pigeon	3/0	6x0.1672	1x0.1672	0.1537	0.1317	0.502	0.100	0.102	0.143	315	0.0086	0.1093	0.6058
Penguin	4/0	6x0.1878	1x0.1878	0.1939	0.1662	0.563	0.0795	0.0812	0.116	365	0.0101	0.1055	0.5876
Waxwing	266.8	18x0.1217	1x0.1217	0.2210	0.2097	0.609	0.0643	0.0657	0.0787	450	0.0196	0.0903	0.5755
Spoonbill	266.8	22x0.1101	7x0.0612	0.2300	0.2095	0.624	0.0643	0.0657	0.0786	450	0.0206	0.0893	0.5716
Scaup	266.8	24x0.1054	7x0.0703	0.2366	0.2095	0.633	0.0640	0.0654	0.0782	455	0.0211	0.0887	0.5694
Partridge	266.8	26x0.1013	7x0.0788	0.2437	0.2096	0.642	0.0637	0.0651	0.0779	455	0.0216	0.0882	0.5672
Junco	266.8	30x0.0943	7x0.0943	0.2584	0.2095	0.660	0.0633	0.0646	0.0773	460	0.0225	0.0872	0.5628
Ostrich	300.0	26x0.1074	7x0.0835	0.2739	0.2355	0.680	0.0567	0.0579	0.0693	490	0.0229	0.0868	0.5581
Merlin	336.4	18x0.1367	1x0.1367	0.2789	0.2642	0.684	0.0510	0.0522	0.0625	520	0.0220	0.0877	0.5573
Trogon	336.4	20x0.1297	7x0.0576	0.2825	0.2642	0.692	0.0512	0.0523	0.0626	520	0.0226	0.0871	0.5555
Woodcock	336.4	22x0.1237	7x0.0687	0.2903	0.2644	0.701	0.0510	0.0521	0.0624	520	0.0231	0.0866	0.5534
Widgeon	336.4	24x0.1184	7x0.0789	0.2985	0.2642	0.710	0.0508	0.0519	0.0621	525	0.0237	0.0861	0.5513
Linnet	336.4	26x0.1137	7x0.0884	0.3070	0.2640	0.720	0.0505	0.0517	0.0618	530	0.0242	0.0855	0.5491
Oriole	336.4	30x0.1059	7x0.1059	0.3259	0.2642	0.741	0.0502	0.0513	0.0614	535	0.0253	0.0845	0.5446
Chickadee	397.5	18x0.1486	1x0.1486	0.3295	0.3122	0.743	0.0432	0.0442	0.0529	575	0.0240	0.0857	0.5443
Ptarmigan	397.5	20x0.1410	7x0.0627	0.3339	0.3123	0.752	0.0433	0.0444	0.0531	575	0.0245	0.0852	0.5424

(1) Code words shown denote ACSR with regular-strength Class A Galvanized steel core (/GA2). See the Options section to find the appropriate code word modifier designation for alternative design options.
 (4) Based on a conductivity of 61.2% (minimum lot average) IACS at 20°C for aluminum and 8% IACS at 20°C for the steel core. AC resistance for single-layer and three-layer designs approximates the effects of core magnetization. To convert to ohms/mile, multiply by 5.28. To convert to ohms/km, multiply by 3.281.
 (5) Based on a conductor temperature of 75°C at 60 Hz and the following conditions: 25°C ambient temperature, 2 ft/sec crosswind (90° to conductor), 0.5 coefficient of absorbtivity, 30° northern latitude, sea level elevation, 90° azimuth of line (East-West), clear atmosphere, and a date and time of noon on July 1 (resulting in 96.0 W/ft² of solar and sky radiated heat). Actual ampacity will differ based on local conditions. For specific ampacities, please contact your General Cable sales representative.
 (6) Values for inductive reactance and capacitive reactance are expressed in terms of a 1 ft radius.



TransPowr® ACSR Bare Overhead Conductor

Aluminum Conductor Steel-Reinforced Concentric-Lay-Stranded

ACSR, ALUMINUM CONDUCTOR, STEEL-REINFORCED, CONCENTRIC-LAY-STRANDED (MECHANICAL PROPERTIES)

CODE WORD (1)	SIZE AWG OR kcmil	STRANDING NO. X DIA. INCHES		CROSS-SECTION SQ. INCHES		O.D. INCHES	APPROX. WEIGHT LB/1000 FT (2)			PERCENT BY MASS		RATED STRENGTH LBS			STANDARD PACKAGES (3)		
		AL	STEEL	TOTAL	AL		TOTAL	AL	STEEL	AL	STEEL	GA2	GA3 (HS)	GA5 (UHS)	REEL DESIGNATION	WEIGHT POUNDS	LENGTH FEET
Stork	397.5	22x0.1344	7x0.0747	0.3428	0.3121	0.762	478	374	104	78.28	21.72	12900	13400	14000	RMT 84.36 NR 60.28	5605 2805	11730 5865
Brant	397.5	24x0.1287	7x0.0858	0.3527	0.3122	0.772	511	374	137	73.21	26.79	14600	15400	16200	RMT 84.36 NR 60.28	6535 3270	12790 6395
Ibis	397.5	26x0.1236	7x0.0961	0.3627	0.3120	0.783	546	374	172	68.53	31.47	16300	17300	18200	RMT 84.36 NR 60.28	7575 3785	13870 6935
Lark	397.5	30x0.1151	7x0.1151	0.3850	0.3121	0.806	622	375	247	60.35	39.65	20300	21700	23100	RM 68.38 NR 66.28	4965 4965	7980 7980
Pelican	477.0	18x0.1628	1x0.1628	0.3955	0.3747	0.814	517	447	70	86.43	13.57	11800	12300	12700	RM 68.38 NR 66.28 NR 48.28	4150 4150 2075	8030 8030 4015
Tailorbird	477.0	20x0.1544	7x0.0686	0.4003	0.3746	0.824	537	449	88	83.69	16.31	13100	13600	14100	RM 68.38 NR 60.28	4780 2390	8900 4450
Toucan	477.0	22x0.1472	7x0.0818	0.4112	0.3744	0.834	574	449	125	78.30	21.70	15200	15900	16700	RMT 84.36 NR 60.28	5620 2810	9790 4895
Flicker	477.0	24x0.1410	7x0.0940	0.4233	0.3747	0.846	614	449	164	73.20	26.80	17200	18100	19000	RMT 84.36 NR 60.28	6535 3265	10660 5330
Hawk	477.0	26x0.1354	7x0.1053	0.4353	0.3744	0.858	656	449	206	68.52	31.48	19500	20700	21900	RMT 84.36 NR 60.28	7580 3785	11560 5780
Hen	477.0	30x0.1261	7x0.1261	0.4621	0.3747	0.883	746	450	296	60.34	39.66	23800	25500	27200	RM 68.38 NR 66.28	4960 4960	6650 6650
Heron	500.0	30x0.1291	7x0.1291	0.4843	0.3927	0.904	782	472	310	60.35	39.65	25000	26700	28500	RM 68.38	4960	6345
Osprey	556.5	18x0.1758	1x0.1758	0.4612	0.4369	0.879	603	522	82	86.44	13.56	13700	14300	14800	RM 68.38 NR 66.28 NR 48.28	4155 4155 2075	6890 6890 3445
Tody	556.5	20x0.1668	7x0.0741	0.4672	0.4370	0.890	626	524	102	83.68	16.32	15300	15800	16400	RM 68.38 NR 60.28	4770 2385	7620 3810
Sapsucker	556.5	22x0.1590	7x0.0883	0.4797	0.4368	0.901	669	524	145	78.32	21.68	17600	18400	19200	RMT 84.36 NR 60.28	5615 2805	8390 4195
Parakeet	556.5	24x0.1523	7x0.1015	0.4939	0.4372	0.914	716	524	192	73.22	26.78	19800	20900	22000	RMT 84.36 NR 60.28	6545 3270	9140 4570
Dove	556.5	26x0.1463	7x0.1138	0.5083	0.4371	0.927	765	524	241	68.50	31.50	22600	24000	25300	RMT 84.36 NR 60.28	7580 3790	9910 4955
Eagle	556.5	30x0.1362	7x0.1362	0.5391	0.4371	0.953	871	525	345	60.35	39.65	27800	29700	31700	RM 68.38 NR 66.28	4960 4960	5700 5700
Peacock	605.0	24x0.1588	7x0.1059	0.5370	0.4753	0.953	779	570	209	73.19	26.81	21600	22700	23900	RMT 84.36 NR 60.28	6550 3275	8410 4205
Squab	605.0	26x0.1525	7x0.1186	0.5522	0.4749	0.966	832	570	262	68.52	31.48	24300	25800	27300	RMT 84.36 NR 60.28	7580 3790	9110 4555
Wood Duck	605.0	30x0.1420	7x0.1420	0.5860	0.4751	0.994	947	571	375	60.35	39.65	28900	31600	33700	RM 68.38 NR 66.28	4960 4960	5245 5245
Teal	605.0	30x0.1420	19x0.0852	0.5834	0.4751	0.994	939	571	367	60.85	39.15	30000	32000	34000	RMT 84.45 RM 68.38 NR 66.28	9840 4920 4920	10490 5245 5245
Swift	636.0	36x0.1329	1x0.1329	0.5133	0.4994	0.930	643	596	47	92.72	7.28	13800	14000	14300	RMT 96.60 RMT 84.45 RM 68.38 NR 66.28	11630 7750 3875 3875	18090 12050 6025 6025
Kingbird	636.0	18x0.1880	1x0.1880	0.5274	0.4997	0.940	690	596	94	86.43	13.57	15700	16300	16900	RMT 84.36 RM 68.38 NR 66.28 NR 48.28	6250 4155 4155 2075	9060 6020 6020 3010
Turacos	636.0	20x0.1783	7x0.0792	0.5339	0.4994	0.951	716	599	117	83.69	16.31	17400	18100	18800	RMT 84.36 RM 68.38 NR 60.28	7160 4775 2390	10000 6670 3335
Goldfinch	636.0	22x0.1700	7x0.0944	0.5483	0.4994	0.963	765	599	166	78.32	21.68	19900	20800	21700	RMT 84.45 RMT 84.36 NR 60.28	8425 5615 2810	11010 7340 3670
Rook	636.0	24x0.1628	7x0.1085	0.5643	0.4996	0.977	818	599	219	73.22	26.78	22600	23900	25100	RMT 84.45 RMT 84.36 NR 60.28	9815 6545 3270	12000 8000 4000

(1) Code words shown denote ACSR with regular-strength Class A Galvanized steel core (/GA2). See the Options section to find the appropriate code word modifier designation for alternative design options.

(2) Due to rounding, total values may be slightly greater or slightly less than the sum of the component values.

(3) Weights shown are for conductor only and do not include the reel. Normal length and shipping tolerances apply.

Dimensions and weights not designated minimum or maximum are nominal values and subject to manufacturing tolerances. In this context, weight means mass.



TransPowr® ACSR Bare Overhead Conductor

Aluminum Conductor Steel-Reinforced Concentric-Lay-Stranded

ACSR, ALUMINUM CONDUCTOR, STEEL-REINFORCED, CONCENTRIC-LAY-STRANDED (ELECTRICAL PROPERTIES)

CODE WORD (1)	SIZE AWG OR kcmil	STRANDING NO. X DIA. INCHES		CROSS-SECTION SQ. INCHES		O.D. INCHES	RESISTANCE (4) OHMS/1000 FT			AMPACITY 75°C (5)	GEOMETRIC MEAN RADIUS FT	INDUCTIVE REACTANCE OHM/1000 FT (6)	CAPACITIVE REACTANCE MEGA OHM 1000 FT (6)
		AL	STEEL	TOTAL	AL		DC @ 20°C	AC @ 25°C	AC @ 75°C				
Stork	397.5	22x0.1344	7x0.0747	0.3428	0.3121	0.762	0.0431	0.0442	0.0528	580	0.0251	0.0847	0.5404
Brant	397.5	24x0.1287	7x0.0858	0.3527	0.3122	0.772	0.0430	0.0440	0.0526	585	0.0257	0.0841	0.5382
Ibis	397.5	26x0.1236	7x0.0961	0.3627	0.3120	0.783	0.0428	0.0438	0.0523	585	0.0263	0.0836	0.5360
Lark	397.5	30x0.1151	7x0.1151	0.3850	0.3121	0.806	0.0425	0.0434	0.0519	595	0.0275	0.0826	0.5316
Pelican	477.0	18x0.1628	1x0.1628	0.3955	0.3747	0.814	0.0360	0.0369	0.0442	645	0.0263	0.0836	0.5300
Tailorbird	477.0	20x0.1544	7x0.0686	0.4003	0.3746	0.824	0.0361	0.0370	0.0443	645	0.0269	0.0831	0.5281
Toucan	477.0	22x0.1472	7x0.0818	0.4112	0.3744	0.834	0.0359	0.0369	0.0441	650	0.0275	0.0826	0.5261
Flicker	477.0	24x0.1410	7x0.0940	0.4233	0.3747	0.846	0.0358	0.0367	0.0439	655	0.0282	0.0820	0.5240
Hawk	477.0	26x0.1354	7x0.1053	0.4353	0.3744	0.858	0.0356	0.0365	0.0437	660	0.0288	0.0815	0.5218
Hen	477.0	30x0.1261	7x0.1261	0.4621	0.3747	0.883	0.0354	0.0362	0.0433	665	0.0301	0.0805	0.5173
Heron	500.0	30x0.1291	7x0.1291	0.4843	0.3927	0.904	0.0338	0.0346	0.0413	685	0.0309	0.0799	0.5136
Osprey	556.5	18x0.1758	1x0.1758	0.4612	0.4369	0.879	0.0308	0.0317	0.0379	710	0.0284	0.0819	0.5179
Tody	556.5	20x0.1668	7x0.0741	0.4672	0.4370	0.890	0.0309	0.0318	0.0380	710	0.0290	0.0813	0.5161
Sapsucker	556.5	22x0.1590	7x0.0883	0.4797	0.4368	0.901	0.0308	0.0317	0.0378	715	0.0297	0.0808	0.5140
Parakeet	556.5	24x0.1523	7x0.1015	0.4939	0.4372	0.914	0.0307	0.0315	0.0376	720	0.0304	0.0803	0.5119
Dove	556.5	26x0.1463	7x0.1138	0.5083	0.4371	0.927	0.0305	0.0313	0.0375	725	0.0311	0.0797	0.5097
Eagle	556.5	30x0.1362	7x0.1362	0.5391	0.4371	0.953	0.0303	0.0311	0.0372	735	0.0326	0.0787	0.5052
Peacock	605.0	24x0.1588	7x0.1059	0.5370	0.4753	0.953	0.0282	0.0290	0.0347	760	0.0317	0.0793	0.5053
Squab	605.0	26x0.1525	7x0.1186	0.5522	0.4749	0.966	0.0281	0.0289	0.0345	765	0.0325	0.0788	0.5031
Wood Duck	605.0	30x0.1420	7x0.1420	0.5860	0.4751	0.994	0.0279	0.0286	0.0342	775	0.0339	0.0777	0.4987
Teal	605.0	30x0.1420	19x0.0852	0.5834	0.4751	0.994	0.0279	0.0287	0.0342	775	0.0340	0.0777	0.4987
Swift	636.0	36x0.1329	1x0.1329	0.5133	0.4994	0.930	0.0271	0.0282	0.0349	750	0.0301	0.0805	0.5090
Kingbird	636.0	18x0.1880	1x0.1880	0.5274	0.4997	0.940	0.0270	0.0278	0.0332	775	0.0303	0.0803	0.5075
Turacos	636.0	20x0.1783	7x0.0792	0.5339	0.4994	0.951	0.0271	0.0279	0.0333	775	0.0310	0.0798	0.5056
Goldfinch	636.0	22x0.1700	7x0.0944	0.5483	0.4994	0.963	0.0270	0.0278	0.0331	780	0.0318	0.0793	0.5036
Rook	636.0	24x0.1628	7x0.1085	0.5643	0.4996	0.977	0.0268	0.0276	0.0330	785	0.0325	0.0787	0.5014

(1) Code words shown denote ACSR with regular-strength Class A Galvanized steel core (/GA2). See the Options section to find the appropriate code word modifier designation for alternative design options.
 (4) Based on a conductivity of 61.2% (minimum lot average) IACS at 20°C for aluminum and 8% IACS at 20°C for the steel core. AC resistance for single-layer and three-layer designs approximates the effects of core magnetization. To convert to ohms/mile, multiply by 5.28. To convert to ohms/km, multiply by 3.281.
 (5) Based on a conductor temperature of 75°C at 60 Hz and the following conditions: 25°C ambient temperature, 2 ft/sec crosswind (90° to conductor), 0.5 coefficient of emissivity, 0.5 coefficient of absorptivity, 30° northern latitude, sea level elevation, 90° azimuth of line (East-West), clear atmosphere, and a date and time of noon on July 1 (resulting in 96.0 W/ft² of solar and sky radiated heat). Actual ampacity will differ based on local conditions. For specific ampacities, please contact your General Cable sales representative.
 (6) Values for inductive reactance and capacitive reactance are expressed in terms of a 1 ft radius.



TransPowr® ACSR Bare Overhead Conductor

Aluminum Conductor Steel-Reinforced Concentric-Lay-Stranded

ACSR, ALUMINUM CONDUCTOR, STEEL-REINFORCED, CONCENTRIC-LAY-STRANDED (MECHANICAL PROPERTIES)

CODE WORD (1)	SIZE AWG OR kcmil	STRANDING NO. X DIA. INCHES		CROSS-SECTION SQ. INCHES		O.D. INCHES	APPROX. WEIGHT LB/1000 FT (2)			PERCENT BY MASS		RATED STRENGTH LBS			STANDARD PACKAGES (3)		
		AL	STEEL	TOTAL	AL		TOTAL	AL	STEEL	AL	STEEL	GA2	GA3 (HS)	GA5 (UHS)	REEL DESIGNATION	WEIGHT POUNDS	LENGTH FEET
Grosbeak	636.0	26x0.1564	7x0.1216	0.5808	0.4995	0.990	874	599	275	68.52	31.48	25200	26800	28300	RMT 90.45 RMT 84.36 NR 60.28	11370 7580 3790	13010 8670 4335
Scoter	636.0	30x0.1456	7x0.1456	0.6160	0.4995	1.019	995	601	395	60.35	39.65	30400	33200	35400	RMT 96.60 RM 68.38	14930 4975	15020 5005
Egret	636.0	30x0.1456	19x0.0874	0.6135	0.4995	1.019	987	601	387	60.83	39.17	31500	33600	35800	RMT 96.60 RMT 84.45 RM 68.38 NR 66.28	14765 9850 4925 4925	14960 9980 4990 4990
Flamingo	666.6	24x0.1667	7x0.1111	0.5917	0.5238	1.000	858	628	230	73.21	26.79	23700	25000	26300	RMT 84.45 RMT 84.36 NR 60.28	9835 6545 3275	11460 7630 3815
Gannet	666.6	26x0.1601	7x0.1245	0.6086	0.5234	1.014	916	628	289	68.52	31.48	26400	28000	29700	RMT 90.45 RMT 84.36 NR 60.28	11380 7595 3795	12410 8280 4140
Stilt	715.5	24x0.1727	7x0.1151	0.6350	0.5622	1.036	921	674	247	73.21	26.79	25500	26900	28300	RMT 84.45 RMT 84.36 NR 60.28	9820 6540 3270	10660 7100 3550
Starling	715.5	26x0.1659	7x0.1290	0.6535	0.5620	1.051	984	674	310	68.51	31.49	28400	30100	31900	RMT 90.45 RMT 84.36 NR 60.28	11365 7585 3795	11550 7710 3855
Redwing	715.5	30x0.1544	19x0.0926	0.6897	0.5617	1.081	1110	676	434	60.88	39.12	34600	36900	39300	RMT 96.60 RMT 84.45 RM 68.38 NR 66.28	14750 9850 4925 4925	13300 8880 4440 4440
Coot	795.0	36x0.1486	1x0.1486	0.6417	0.6244	1.040	804	745	58	92.72	7.28	16800	17200	17500	RMT 96.60 RMT 84.45 NR 66.28	11620 7740 3870	14470 9640 4820
Macaw	795.0	42x0.1376	7x0.0764	0.6567	0.6246	1.055	857	749	109	87.33	12.67	20100	20700	21300	RMT 90.45 RM 68.38 NR 60.28	9610 4805 3200	11200 5600 3730
Turbit	795.0	20x0.1994	7x0.0886	0.6677	0.6246	1.063	895	749	146	83.67	16.33	21800	22600	23500	RMT 84.36 RM 68.38 NR 60.28	7160 4770 2385	8000 5330 2665
Tern	795.0	45x0.1329	7x0.0886	0.6674	0.6242	1.063	895	749	146	83.67	16.33	22100	22900	23700	RMT 96.60 RMT 90.45 RM 68.38 NR 60.28	16110 10740 5370 3580	18000 12000 6000 4000
Puffin	795.0	22x0.1901	7x0.1056	0.6857	0.6244	1.077	956	749	208	78.30	21.70	24800	26000	27200	RMT 84.45 RMT 84.36 NR 60.28	8420 5620 2810	8800 5870 2935
Cuckoo	795.0	24x0.1820	7x0.1213	0.7053	0.6244	1.092	1023	749	274	73.22	26.78	27900	29500	31000	RMT 84.45 RMT 84.36 NR 60.28	9830 6545 3275	9610 6400 3200
Condor	795.0	54x0.1213	7x0.1213	0.7049	0.6240	1.092	1023	749	274	73.22	26.78	28200	29700	31300	RMT 96.60 RMT 90.45	19130 11775	18720 11520
Drake	795.0	26x0.1749	7x0.1360	0.7263	0.6246	1.107	1093	749	344	68.50	31.50	31500	33500	35400	RMT 90.45 RMT 84.36 NR 60.28	11365 7585 3795	10400 6940 3470
Mallard	795.0	30x0.1628	19x0.0977	0.7669	0.6245	1.140	1234	751	483	60.84	39.16	38400	41100	43700	RMT 96.60 RMT 84.45 RM 68.38	14770 9845 4925	11970 7980 3990
Ruddy	900.0	45x0.1414	7x0.0943	0.7555	0.7066	1.131	1013	848	166	83.66	16.34	24400	25400	26300	RMT 96.60 RMT 90.45 RM 68.38 NR 60.28	16095 10730 5365 3575	15890 10590 5295 3530
Canary	900.0	54x0.1291	7x0.1291	0.7985	0.7069	1.162	1158	848	310	73.21	26.79	31900	33700	35400	RMT 96.60 RMT 90.45	19155 11790	16540 10180
Catbird	954.0	36x0.1628	1x0.1628	0.7702	0.7494	1.140	964	894	70	92.72	7.28	19800	20300	20700	RMT 96.60 RMT 84.45	11625 7740	12060 8030
Phoenix	954.0	42x0.1507	7x0.0837	0.7877	0.7491	1.155	1029	899	130	87.33	12.67	23400	24100	24900	RMT 90.45 RM 68.38	9600 4800	9340 4670

(1) Code words shown denote ACSR with regular-strength Class A Galvanized steel core (/GA2). See the Options section to find the appropriate code word modifier designation for alternative design options.

(2) Due to rounding, total values may be slightly greater or slightly less than the sum of the component values.

(3) Weights shown are for conductor only and do not include the reel. Normal length and shipping tolerances apply.

Dimensions and weights not designated minimum or maximum are nominal values and subject to manufacturing tolerances. In this context, weight means mass.



TransPowr® ACSR Bare Overhead Conductor

Aluminum Conductor Steel-Reinforced Concentric-Lay-Stranded

ACSR, ALUMINUM CONDUCTOR, STEEL-REINFORCED, CONCENTRIC-LAY-STRANDED (ELECTRICAL PROPERTIES)

CODE WORD (1)	SIZE AWG OR kcmil	STRANDING NO. X DIA. INCHES		CROSS-SECTION SQ. INCHES		O.D. INCHES	RESISTANCE (4) OHMS/1000 FT			AMPACITY 75°C (5)	GEOMETRIC MEAN RADIUS FT	INDUCTIVE REACTANCE OHM/1000 FT (6)	CAPACITIVE REACTANCE MEGA OHM 1000 FT (6)
		AL	STEEL	TOTAL	AL		DC @ 20°C	AC @ 25°C	AC @ 75°C				
Grosbeak	636.0	26x0.1564	7x0.1216	0.5808	0.4995	0.990	0.0267	0.0275	0.0328	790	0.0333	0.0782	0.4992
Scoter	636.0	30x0.1456	7x0.1456	0.6160	0.4995	1.019	0.0265	0.0273	0.0326	795	0.0348	0.0772	0.4948
Egret	636.0	30x0.1456	19x0.0874	0.6135	0.4995	1.019	0.0266	0.0273	0.0326	795	0.0348	0.0772	0.4947
Flamingo	666.6	24x0.1667	7x0.1111	0.5917	0.5238	1.000	0.0256	0.0264	0.0315	805	0.0333	0.0782	0.4977
Gannet	666.6	26x0.1601	7x0.1245	0.6086	0.5234	1.014	0.0255	0.0262	0.0313	810	0.0341	0.0777	0.4956
Stilt	715.5	24x0.1727	7x0.1151	0.6350	0.5622	1.036	0.0239	0.0246	0.0294	845	0.0345	0.0774	0.4922
Starling	715.5	26x0.1659	7x0.1290	0.6535	0.5620	1.051	0.0238	0.0245	0.0292	850	0.0353	0.0768	0.4900
Redwing	715.5	30x0.1544	19x0.0926	0.6897	0.5617	1.081	0.0236	0.0243	0.0290	860	0.0369	0.0758	0.4856
Coot	795.0	36x0.1486	1x0.1486	0.6417	0.6244	1.040	0.0217	0.0227	0.0279	865	0.0337	0.0779	0.4916
Macaw	795.0	42x0.1376	7x0.0764	0.6567	0.6246	1.055	0.0217	0.0227	0.0279	870	0.0346	0.0773	0.4894
Turbit	795.0	20x0.1994	7x0.0886	0.6677	0.6246	1.063	0.0216	0.0224	0.0268	890	0.0347	0.0772	0.4881
Tern	795.0	45x0.1329	7x0.0886	0.6674	0.6242	1.063	0.0216	0.0226	0.0279	870	0.0351	0.0770	0.4881
Puffin	795.0	22x0.1901	7x0.1056	0.6857	0.6244	1.077	0.0216	0.0223	0.0266	895	0.0355	0.0767	0.4861
Cuckoo	795.0	24x0.1820	7x0.1213	0.7053	0.6244	1.092	0.0215	0.0222	0.0265	900	0.0364	0.0762	0.4840
Condor	795.0	54x0.1213	7x0.1213	0.7049	0.6240	1.092	0.0215	0.0223	0.0276	880	0.0366	0.0760	0.4840
Drake	795.0	26x0.1749	7x0.1360	0.7263	0.6246	1.107	0.0214	0.0221	0.0263	905	0.0372	0.0756	0.4818
Mallard	795.0	30x0.1628	19x0.0977	0.7669	0.6245	1.140	0.0213	0.0219	0.0261	915	0.0389	0.0746	0.4773
Ruddy	900.0	45x0.1414	7x0.0943	0.7555	0.7066	1.131	0.0191	0.0200	0.0246	940	0.0373	0.0756	0.4784
Canary	900.0	54x0.1291	7x0.1291	0.7985	0.7069	1.162	0.0190	0.0198	0.0244	955	0.0390	0.0746	0.4742
Catbird	954.0	36x0.1628	1x0.1628	0.7702	0.7494	1.140	0.0181	0.0191	0.0234	970	0.0369	0.0758	0.4773
Phoenix	954.0	42x0.1507	7x0.0837	0.7877	0.7491	1.155	0.0181	0.0190	0.0234	975	0.0379	0.0752	0.4751

(1) Code words shown denote ACSR with regular-strength Class A Galvanized steel core (/GA2). See the Options section to find the appropriate code word modifier designation for alternative design options.
 (4) Based on a conductivity of 61.2% (minimum lot average) IACS at 20°C for aluminum and 8% IACS at 20°C for the steel core. AC resistance for single-layer and three-layer designs approximates the effects of core magnetization. To convert to ohms/mile, multiply by 5.28. To convert to ohms/km, multiply by 3.281.
 (5) Based on a conductor temperature of 75°C at 60 Hz and the following conditions: 25°C ambient temperature, 2 ft/sec crosswind (90° to conductor), 0.5 coefficient of emissivity, 0.5 coefficient of absorptivity, 30° northern latitude, sea level elevation, 90° azimuth of line (East-West), clear atmosphere, and a date and time of noon on July 1 (resulting in 96.0 W/ft² of solar and sky radiated heat). Actual ampacity will differ based on local conditions. For specific ampacities, please contact your General Cable sales representative.
 (6) Values for inductive reactance and capacitive reactance are expressed in terms of a 1 ft radius.



TransPowr® ACSR Bare Overhead Conductor

Aluminum Conductor Steel-Reinforced Concentric-Lay-Stranded

ACSR, ALUMINUM CONDUCTOR, STEEL-REINFORCED, CONCENTRIC-LAY-STRANDED (MECHANICAL PROPERTIES)

CODE WORD (1)	SIZE AWG OR kcmil	STRANDING NO. X DIA. INCHES		CROSS-SECTION SQ. INCHES		O.D. INCHES	APPROX. WEIGHT LB/1000 FT (2)			PERCENT BY MASS		RATED STRENGTH LBS			STANDARD PACKAGES (3)		
		AL	STEEL	TOTAL	AL		TOTAL	AL	STEEL	AL	STEEL	GA2	GA3 (HS)	GA5 (UHS)	REEL DESIGNATION	WEIGHT POUNDS	LENGTH FEET
Corncrake	954.0	20x0.2184	7x0.0971	0.8011	0.7492	1.165	1074	899	175	83.66	16.34	25600	26600	27600	RMT 84.36 RM 68.38	7165 4780	6670 4450
Rail	954.0	45x0.1456	7x0.0971	0.8011	0.7492	1.165	1074	899	175	83.66	16.34	25900	26900	27900	RMT 96.60 RMT 90.45 RM 68.38 NR 60.28	16110 10740 5370 3580	15000 10000 5000 3335
Towhee	954.0	48x0.1410	7x0.1097	0.8157	0.7495	1.175	1123	899	224	80.05	19.95	28500	29700	31000	RMT 96.60 RMT 90.45 RMT 84.36	17970 11980 5990	16000 10670 5335
Redbird	954.0	24x0.1994	7x0.1329	0.8466	0.7495	1.196	1227	899	329	73.21	26.79	33500	35400	37200	RMT 84.45 RMT 84.36	9825 6545	8000 5330
Cardinal	954.0	54x0.1329	7x0.1329	0.8462	0.7491	1.196	1227	899	329	73.21	26.79	33800	35700	37600	RMT 96.60 RMT 90.45	19140 11780	15600 9600
Canvasback	954.0	30x0.1783	19x0.1070	0.9201	0.7493	1.248	1480	901	580	60.85	39.15	46100	49300	52500	RMT 96.60 RMT 84.45 RM 68.38	14770 9855 4930	9980 6660 3330
Snowbird	1033.5	42x0.1569	7x0.0872	0.8539	0.8121	1.203	1115	973	142	87.31	12.69	25300	26100	26900	RMT 90.45 RM 68.38	9610 4805	8610 4305
Ortolan	1033.5	45x0.1515	7x0.1010	0.8681	0.8121	1.212	1163	973	190	83.68	16.32	27700	28800	29800	RMT 96.60 RMT 90.45 RM 68.38 NR 60.28	16110 10735 5365 3575	13850 9230 4615 3075
Whooper	1033.5	48x0.1467	7x0.1141	0.8829	0.8113	1.223	1216	973	242	80.07	19.93	30800	32200	33500	RMT 96.60 RMT 90.45 RMT 84.36	17945 11970 5985	14770 9850 4925
Curlew	1033.5	54x0.1383	7x0.1383	0.9164	0.8112	1.245	1329	973	356	73.22	26.78	36600	38700	40700	RMT 96.60 RMT 90.45	19140 11790	14400 8870
Avocet	1113.0	42x0.1628	7x0.0904	0.9192	0.8743	1.248	1200	1048	152	87.33	12.67	27100	27900	28800	RMT 96.60 RMT 90.45 RM 68.38	14410 9610 4805	12000 8000 4000
Bluejay	1113.0	45x0.1573	7x0.1049	0.9350	0.8745	1.259	1253	1048	205	83.66	16.34	29800	31000	32100	RMT 96.60 RMT 90.45 RM 68.38 NR 60.28	16115 10745 5375 3580	12850 8570 4285 2855
Bullfinch	1113.0	48x0.1523	7x0.1184	0.9516	0.8744	1.269	1310	1048	261	80.04	19.96	32800	34300	35800	RMT 96.60 RMT 90.45 RMT 84.36	17945 11975 5985	13700 9140 4570
Finch	1113.0	54x0.1436	19x0.0861	0.9854	0.8746	1.293	1430	1053	376	73.69	26.31	39100	41100	43200	RMT 96.60 RMT 90.45	19035 11725	13310 8200
Oxbird	1192.5	42x0.1685	7x0.0936	0.9847	0.9365	1.292	1286	1123	163	87.32	12.68	29000	29900	30900	RMT 96.60 RMT 90.45 RM 68.38	14405 9605 4805	11200 7470 3735
Bunting	1192.5	45x0.1628	7x0.1085	1.0014	0.9367	1.302	1342	1123	219	83.68	16.32	32000	33200	34400	RMT 96.60 RMT 90.45 RM 68.38 NR 60.28	16105 10735 5370 3575	12000 8000 4000 2665
Cormorant	1192.5	48x0.1576	7x0.1226	1.0190	0.9364	1.313	1403	1123	280	80.06	19.94	34700	36300	37900	RMT 96.60 RMT 90.45 RMT 84.36	17960 11970 5985	12800 8530 4265
Grackle	1192.5	54x0.1486	19x0.0892	1.0553	0.9365	1.338	1531	1129	403	73.70	26.30	41900	44100	46300	RMT 96.60 RMT 90.45	19025 12560	12420 8200
Skylark	1272.0	36x0.1880	1x0.1880	1.0271	0.9993	1.316	1286	1192	94	92.72	7.28	26400	27000	27600	RMT 96.60 RMT 84.45	11645 7750	9050 6020
Scissortail	1272.0	42x0.1740	7x0.0967	1.0501	0.9987	1.334	1372	1198	174	87.32	12.68	30900	31900	32900	RMT 96.60 RMT 90.45 RM 68.38	14405 9605 4800	10500 7000 3500
Bittern	1272.0	45x0.1681	7x0.1121	1.0678	0.9987	1.345	1432	1198	234	83.67	16.33	34100	35400	36700	RMT 96.60 RMT 90.45 RM 68.38 NR 60.28	16110 10740 5370 3580	11250 7500 3750 2500

(1) Code words shown denote ACSR with regular-strength Class A Galvanized steel core ((GA2). See the Options section to find the appropriate code word modifier designation for alternative design options.
 (2) Due to rounding, total values may be slightly greater or slightly less than the sum of the component values.
 (3) Weights shown are for conductor only and do not include the reel. Normal length and shipping tolerances apply.
 Dimensions and weights not designated minimum or maximum are nominal values and subject to manufacturing tolerances. In this context, weight means mass.

TransPowr® ACSR Bare Overhead Conductor

Aluminum Conductor Steel-Reinforced Concentric-Lay-Stranded

ACSR, ALUMINUM CONDUCTOR, STEEL-REINFORCED, CONCENTRIC-LAY-STRANDED (ELECTRICAL PROPERTIES)

CODE WORD (1)	SIZE AWG OR kcmil	STRANDING NO. X DIA. INCHES		CROSS-SECTION SQ. INCHES		O.D. INCHES	RESISTANCE (4) OHMS/1000 FT			AMPACITY 75°C (5)	GEOMETRIC MEAN RADIUS FT	INDUCTIVE REACTANCE OHM/1000 FT (6)	CAPACITIVE REACTANCE MEGA OHM 1000 FT (6)
		AL	STEEL	TOTAL	AL		DC @ 20°C	AC @ 25°C	AC @ 75°C				
Corncrake	954.0	20x0.2184	7x0.0971	0.8011	0.7492	1.165	0.0180	0.0188	0.0224	995	0.0380	0.0751	0.4738
Rail	954.0	45x0.1456	7x0.0971	0.8011	0.7492	1.165	0.0180	0.0190	0.0233	975	0.0384	0.0749	0.4738
Towhee	954.0	48x0.1410	7x0.1097	0.8157	0.7495	1.175	0.0180	0.0189	0.0232	980	0.0390	0.0746	0.4725
Redbird	954.0	24x0.1994	7x0.1329	0.8466	0.7495	1.196	0.0179	0.0186	0.0222	1010	0.0398	0.0741	0.4697
Cardinal	954.0	54x0.1329	7x0.1329	0.8462	0.7491	1.196	0.0179	0.0187	0.0230	990	0.0401	0.0739	0.4697
Canvasback	954.0	30x0.1783	19x0.1070	0.9201	0.7493	1.248	0.0177	0.0183	0.0218	1025	0.0426	0.0725	0.4630
Snowbird	1033.5	42x0.1569	7x0.0872	0.8539	0.8121	1.203	0.0167	0.0176	0.0216	1025	0.0394	0.0743	0.4688
Ortolan	1033.5	45x0.1515	7x0.1010	0.8681	0.8121	1.212	0.0167	0.0176	0.0215	1025	0.0400	0.0740	0.4676
Whooper	1033.5	48x0.1467	7x0.1141	0.8829	0.8113	1.223	0.0166	0.0175	0.0214	1030	0.0405	0.0737	0.4662
Curlew	1033.5	54x0.1383	7x0.1383	0.9164	0.8112	1.245	0.0165	0.0173	0.0213	1040	0.0418	0.0730	0.4634
Avocet	1113.0	42x0.1628	7x0.0904	0.9192	0.8743	1.248	0.0155	0.0164	0.0201	1070	0.0409	0.0735	0.4630
Bluejay	1113.0	45x0.1573	7x0.1049	0.9350	0.8745	1.259	0.0155	0.0164	0.0200	1075	0.0415	0.0731	0.4618
Bullfinch	1113.0	48x0.1523	7x0.1184	0.9516	0.8744	1.269	0.0154	0.0163	0.0199	1080	0.0421	0.0728	0.4604
Finch	1113.0	54x0.1436	19x0.0861	0.9854	0.8746	1.293	0.0154	0.0162	0.0199	1085	0.0434	0.0721	0.4576
Oxbird	1192.5	42x0.1685	7x0.0936	0.9847	0.9365	1.292	0.0145	0.0154	0.0188	1115	0.0423	0.0727	0.4576
Bunting	1192.5	45x0.1628	7x0.1085	1.0014	0.9367	1.302	0.0144	0.0154	0.0187	1120	0.0429	0.0723	0.4564
Cormorant	1192.5	48x0.1576	7x0.1226	1.0190	0.9364	1.313	0.0144	0.0153	0.0187	1125	0.0436	0.0720	0.4550
Grackle	1192.5	54x0.1486	19x0.0892	1.0553	0.9365	1.338	0.0144	0.0152	0.0186	1135	0.0449	0.0713	0.4522
Skylark	1272.0	36x0.1880	1x0.1880	1.0271	0.9993	1.316	0.0135	0.0146	0.0177	1155	0.0426	0.0725	0.4548
Scissortail	1272.0	42x0.1740	7x0.0967	1.0501	0.9987	1.334	0.0136	0.0145	0.0177	1160	0.0437	0.0719	0.4526
Bittern	1272.0	45x0.1681	7x0.1121	1.0678	0.9987	1.345	0.0135	0.0145	0.0176	1165	0.0443	0.0716	0.4513

(1) Code words shown denote ACSR with regular-strength Class A Galvanized steel core (GA2). See the Options section to find the appropriate code word modifier designation for alternative design options.
 (4) Based on a conductivity of 61.2% (minimum lot average) IACS at 20°C for aluminum and 8% IACS at 20°C for the steel core. AC resistance for single-layer and three-layer designs approximates the effects of core magnetization. To convert to ohms/mile, multiply by 5.28. To convert to ohms/km, multiply by 3.281.
 (5) Based on a conductor temperature of 75°C at 60 Hz and the following conditions: 25°C ambient temperature, 2 ft/sec crosswind (90° to conductor), 0.5 coefficient of emissivity, 0.5 coefficient of absorptivity, 30° northern latitude, sea level elevation, 90° azimuth of line (East-West), clear atmosphere, and a date and time of noon on July 1 (resulting in 96.0 W/ft² of solar and sky radiated heat). Actual ampacity will differ based on local conditions. For specific ampacities, please contact your General Cable sales representative.
 (6) Values for inductive reactance and capacitive reactance are expressed in terms of a 1 ft radius.



TransPowr® ACSR Bare Overhead Conductor

Aluminum Conductor Steel-Reinforced Concentric-Lay-Stranded

ACSR, ALUMINUM CONDUCTOR, STEEL-REINFORCED, CONCENTRIC-LAY-STRADED (MECHANICAL PROPERTIES)

CODE WORD (1)	SIZE AWG OR kcmil	STRANDING NO. X DIA. INCHES		CROSS-SECTION SQ. INCHES		O.D. INCHES	APPROX. WEIGHT LB/1000 FT (2)			PERCENT BY MASS		RATED STRENGTH LBS			STANDARD PACKAGES (3)		
		AL	STEEL	TOTAL	AL		TOTAL	AL	STEEL	AL	STEEL	GA2	GA3 (HS)	GA5 (UHS)	REEL DESIGNATION	WEIGHT POUNDS	LENGTH FEET
Diver	1272.0	48x0.1628	7x0.1266	1.0873	0.9992	1.357	1496	1198	298	80.06	19.94	37000	38700	40400	RMT 96.60	17950	12000
Pheasant	1272.0	54x0.1535	19x0.0921	1.1259	0.9993	1.381	1633	1204	429	73.71	26.29	43600	46000	48300	RMT 96.60	19025	11650
Ringdove	1351.5	42x0.1794	7x0.0997	1.1163	1.0617	1.376	1458	1273	185	87.31	12.69	32900	33900	35000	RMT 96.60	14415	9880
Dipper	1351.5	45x0.1733	7x0.1155	1.1348	1.0614	1.386	1521	1273	248	83.68	16.32	36200	37600	39000	RMT 96.60	16095	10590
-none-	1351.5	48x0.1678	7x0.1305	1.1551	1.0614	1.398	1590	1273	317	80.06	19.94	39400	41200	43000	RMT 96.60	17940	11290
Martin	1351.5	54x0.1582	19x0.0949	1.1958	1.0614	1.424	1735	1279	456	73.72	26.28	46300	48800	51300	RMT 96.60	19015	10960
Popinjay	1431.0	42x0.1846	7x0.1026	1.1820	1.1241	1.415	1544	1348	196	87.31	12.69	34800	35900	37100	RMT 96.60	14405	9330
Bobolink	1431.0	45x0.1783	7x0.1189	1.2013	1.1236	1.426	1611	1348	263	83.67	16.33	38300	39800	41300	RMT 96.60	16110	10000
Wagtail	1431.0	48x0.1727	7x0.1343	1.2235	1.1244	1.439	1684	1348	336	80.06	19.94	41700	43600	45500	RMT 96.60	17950	10660
Plover	1431.0	54x0.1628	19x0.0977	1.2665	1.1241	1.465	1838	1354	483	73.71	26.29	49100	51700	54400	RMT 96.60	19025	10350
Nuthatch	1510.5	45x0.1832	7x0.1221	1.2682	1.1862	1.466	1700	1423	277	83.68	16.32	40100	41600	43200	RMT 96.60	16105	9480
Parrot	1510.5	54x0.1672	19x0.1003	1.3358	1.1856	1.505	1939	1430	509	73.74	26.26	51700	54500	57300	RMT 96.60	18990	9800
Ratite	1590.0	42x0.1946	7x0.1081	1.3134	1.2492	1.492	1715	1498	218	87.32	12.68	38700	39900	41200	RMT 96.60	14405	8400
Lapwing	1590.0	45x0.1880	7x0.1253	1.3355	1.2492	1.504	1790	1498	292	83.67	16.33	42200	43900	45500	RMT 96.60	16110	9000
Hornbill	1590.0	48x0.1820	7x0.1416	1.3590	1.2487	1.517	1871	1498	373	80.05	19.95	45300	47900	50000	RMT 96.60	17960	9600
Falcon	1590.0	54x0.1716	19x0.1030	1.4072	1.2489	1.545	2042	1505	537	73.70	26.30	54500	57500	60400	RMT 96.60	19030	9320
Chukar	1780.0	84x0.1456	19x0.0874	1.5126	1.3986	1.602	2071	1685	387	81.33	18.67	51000	53100	55200	RMT 96.60	19070	9200
Seahawk	1869.0	68x0.1658	7x0.0921	1.5148	1.4681	1.603	1927	1769	158	91.81	8.19	40000	40900	41800	RMT 96.60	17345	9000
Mockingbird	2034.5	72x0.1681	7x0.1121	1.6670	1.5979	1.681	2160	1926	234	89.17	10.83	46800	48100	49400	RMT 96.60	16115	7460
Roadrunner	2057.5	76x0.1645	19x0.0768	1.7033	1.6152	1.700	2246	1947	299	86.71	13.29	50400	52100	53700	RMT 96.60	17510	7800
Bluebird	2156.0	84x0.1602	19x0.0961	1.8310	1.6931	1.762	2508	2041	467	81.36	18.64	60300	62800	65400	RMT 96.60	18805	7500
Kiwi	2167.0	72x0.1735	7x0.1157	1.7758	1.7022	1.735	2300	2051	249	89.17	10.83	49800	51300	52700	RMT 96.60	16100	7000
Thrasher	2312.0	76x0.1744	19x0.0814	1.9144	1.8155	1.802	2524	2188	335	86.71	13.29	56700	58500	60400	RMT 96.60	17660	7000
Joree	2515.0	76x0.1819	19x0.0849	2.0826	1.9750	1.880	2745	2380	365	86.71	13.29	61700	63700	65700	RMT 96.60	17295	6300

ACSR, ALUMINUM CONDUCTOR, STEEL-REINFORCED, CONCENTRIC-LAY-STRADED-HIGH-STRENGTH STRANDING (MECHANICAL PROPERTIES)

CODE WORD (1)	SIZE AWG OR kcmil	STRANDING NO. X DIA. INCHES		CROSS-SECTION SQ. INCHES		O.D. INCHES	APPROX. WEIGHT LB/1000 FT (2)			PERCENT BY MASS		RATED STRENGTH LBS			STANDARD PACKAGES (3)		
		AL	STEEL	TOTAL	AL		TOTAL	AL	STEEL	AL	STEEL	GA2	GA3 (HS)	GA5 (UHS)	REEL DESIGNATION	WEIGHT POUNDS	LENGTH FEET
Grouse	80.0	8x0.1000	1x0.1670	0.0847	0.0628	0.367	148.8	75.0	73.9	50.38	49.62	5200	5730	6150	NR 36.22	1130	7580
Petrel	101.8	12x0.0921	7x0.0921	0.1266	0.0799	0.461	253.8	95.9	157.9	37.78	62.22	10400	11200	12100	NR 48.28	3175	12500
Minorca	110.8	12x0.0961	7x0.0961	0.1378	0.0870	0.480	276.3	104.4	171.9	37.78	62.22	11300	12200	13200	NR 48.28	3170	11480
Leghorn	134.6	12x0.1059	7x0.1059	0.1674	0.1057	0.530	335.5	126.8	208.7	37.79	62.21	13600	14800	16000	NR 48.28	3175	9450
Guinea	159.0	12x0.1151	7x0.1151	0.1977	0.1249	0.576	396.3	149.8	246.6	37.79	62.21	16000	17400	18800	NR 48.28	3175	8000
Dotterel	176.9	12x0.1214	7x0.1214	0.2199	0.1389	0.607	440.9	166.6	274.3	37.79	62.21	17300	18900	20400	NR 48.28	3175	7195
Dorking	190.8	12x0.1261	7x0.1261	0.2373	0.1499	0.630	475.7	179.7	296.0	37.78	62.22	18800	20400	22100	NR 48.28	3175	6665
Brahma	203.2	16x0.1127	19x0.0977	0.3020	0.1596	0.714	674.6	191.4	483.2	28.37	71.63	28400	31100	33700	RM 68.38	5310	7875
Cochin	211.3	12x0.1327	7x0.1327	0.2628	0.1660	0.663	526.8	199.0	327.8	37.78	62.22	20700	22600	24400	NR 48.28	3175	6020

(1) Code words shown denote ACSR with regular-strength Class A Galvanized steel core (/GA2). See the Options section to find the appropriate code word modifier designation for alternative design options.
 (2) Due to rounding, total values may be slightly greater or slightly less than the sum of the component values.
 (3) Weights shown are for conductor only and do not include the reel. Normal length and shipping tolerances apply.
 Dimensions and weights not designated minimum or maximum are nominal values and subject to manufacturing tolerances. In this context, weight means mass.



TransPowr® ACSR Bare Overhead Conductor

Aluminum Conductor Steel-Reinforced Concentric-Lay-Stranded

ACSR, ALUMINUM CONDUCTOR, STEEL-REINFORCED, CONCENTRIC-LAY-STRANDED (ELECTRICAL PROPERTIES)

CODE WORD (1)	SIZE AWG OR kcmil	STRANDING NO. X DIA. INCHES		CROSS-SECTION SQ. INCHES		O.D. INCHES	RESISTANCE (4) OHMS/1000 FT			AMPACITY 75°C (5)	GEOMETRIC MEAN RADIUS FT	INDUCTIVE REACTANCE OHM/1000 FT (6)	CAPACITIVE REACTANCE MEGAOHM 1000 FT (6)
		AL	STEEL	TOTAL	AL		DC @ 20°C	AC @ 25°C	AC @ 75°C				
Diver	1272.0	48x0.1628	7x0.1266	1.0873	0.9992	1.357	0.0135	0.0144	0.0175	1170	0.0450	0.0713	0.4500
Pheasant	1272.0	54x0.1535	19x0.0921	1.1259	0.9993	1.381	0.0135	0.0143	0.0175	1180	0.0464	0.0706	0.4471
Ringdove	1351.5	42x0.1794	7x0.0997	1.1163	1.0617	1.376	0.0128	0.0137	0.0167	1205	0.0451	0.0712	0.4478
Dipper	1351.5	45x0.1733	7x0.1155	1.1348	1.0614	1.386	0.0127	0.0137	0.0166	1210	0.0457	0.0709	0.4466
-none-	1351.5	48x0.1678	7x0.1305	1.1551	1.0614	1.398	0.0127	0.0136	0.0165	1215	0.0464	0.0706	0.4452
Martin	1351.5	54x0.1582	19x0.0949	1.1958	1.0614	1.424	0.0127	0.0135	0.0165	1225	0.0478	0.0699	0.4424
Popinjay	1431.0	42x0.1846	7x0.1026	1.1820	1.1241	1.415	0.0121	0.0131	0.0158	1245	0.0464	0.0706	0.4434
Bobolink	1431.0	45x0.1783	7x0.1189	1.2013	1.1236	1.426	0.0120	0.0130	0.0157	1255	0.0470	0.0703	0.4421
Wagtail	1431.0	48x0.1727	7x0.1343	1.2235	1.1244	1.439	0.0120	0.0129	0.0157	1260	0.0477	0.0699	0.4408
Plover	1431.0	54x0.1628	19x0.0977	1.2665	1.1241	1.465	0.0120	0.0128	0.0156	1270	0.0492	0.0692	0.4379
Nuthatch	1510.5	45x0.1832	7x0.1221	1.2682	1.1862	1.466	0.0114	0.0124	0.0150	1295	0.0483	0.0696	0.4379
Parrot	1510.5	54x0.1672	19x0.1003	1.3358	1.1856	1.505	0.0114	0.0122	0.0148	1310	0.0505	0.0686	0.4337
Ratite	1590.0	42x0.1946	7x0.1081	1.3134	1.2492	1.492	0.0108	0.0119	0.0143	1330	0.0489	0.0694	0.4351
Lapwing	1590.0	45x0.1880	7x0.1253	1.3355	1.2492	1.504	0.0108	0.0118	0.0143	1335	0.0496	0.0690	0.4338
Hornbill	1590.0	48x0.1820	7x0.1416	1.3590	1.2487	1.517	0.0108	0.0117	0.0142	1340	0.0503	0.0687	0.4325
Falcon	1590.0	54x0.1716	19x0.1030	1.4072	1.2489	1.545	0.0108	0.0117	0.0141	1350	0.0518	0.0680	0.4297
Chukar	1780.0	84x0.1456	19x0.0874	1.5126	1.3986	1.602	0.00970	0.0106	0.0125	1450	0.0532	0.0674	0.4240
Seahawk	1869.0	68x0.1658	7x0.0921	1.5148	1.4681	1.603	0.00930	0.0104	0.0122	1470	0.0523	0.0678	0.4239
Mockingbird	2034.5	72x0.1681	7x0.1121	1.6670	1.5979	1.681	0.00853	0.00965	0.0112	1550	0.0551	0.0666	0.4164
Roadrunner	2057.5	76x0.1645	19x0.0768	1.7033	1.6152	1.700	0.00842	0.00950	0.0111	1565	0.0560	0.0662	0.4146
Bluebird	2156.0	84x0.1602	19x0.0961	1.8310	1.6931	1.762	0.00801	0.00903	0.0105	1620	0.0586	0.0652	0.4090
Kiwi	2167.0	72x0.1735	7x0.1157	1.7758	1.7022	1.735	0.00801	0.00917	0.0106	1605	0.0569	0.0659	0.4115
Thrasher	2312.0	76x0.1744	19x0.0814	1.9144	1.8155	1.802	0.00749	0.00865	0.0100	1670	0.0594	0.0649	0.4055
Joree	2515.0	76x0.1819	19x0.0849	2.0826	1.9750	1.880	0.00689	0.00810	0.00935	1750	0.0619	0.0639	0.3989

ACSR, ALUMINUM CONDUCTOR, STEEL-REINFORCED, CONCENTRIC-LAY-STRANDED-HIGH-STRENGTH STRANDING (ELECTRICAL PROPERTIES)

CODE WORD (1)	SIZE AWG OR kcmil	STRANDING NO. X DIA. INCHES		CROSS-SECTION SQ. INCHES		O.D. INCHES	RESISTANCE (4) OHMS/1000 FT			AMPACITY 75°C (5)	GEOMETRIC MEAN RADIUS FT	INDUCTIVE REACTANCE OHM/1000 FT (6)	CAPACITIVE REACTANCE MEGAOHM 1000 FT (6)
		AL	STEEL	TOTAL	AL		DC @ 20°C	AC @ 25°C	AC @ 75°C				
Grouse	80.0	8x0.1000	1x0.1670	0.0847	0.0628	0.367	0.206	0.211	0.291	205	0.0037	0.1284	0.6548
Petrel	101.8	12x0.0921	7x0.0921	0.1266	0.0799	0.461	0.158	0.161	0.239	240	0.0039	0.1276	0.6192
Minorca	110.8	12x0.0961	7x0.0961	0.1378	0.0870	0.480	0.145	0.148	0.223	250	0.0042	0.1256	0.6125
Leghorn	134.6	12x0.1059	7x0.1059	0.1674	0.1057	0.530	0.120	0.122	0.189	280	0.0051	0.1213	0.5973
Guinea	159.0	12x0.1151	7x0.1151	0.1977	0.1249	0.576	0.101	0.103	0.165	305	0.0059	0.1179	0.5843
Dotterel	176.9	12x0.1214	7x0.1214	0.2199	0.1389	0.607	0.0911	0.0926	0.151	325	0.0065	0.1158	0.5759
Dorking	190.8	12x0.1261	7x0.1261	0.2373	0.1499	0.630	0.0845	0.0858	0.142	340	0.0067	0.1149	0.5700
Brahma	203.2	16x0.1127	19x0.0977	0.3020	0.1596	0.714	0.0764	0.0777	0.132	360	0.0080	0.1110	0.5505
Cochin	211.3	12x0.1327	7x0.1327	0.2628	0.1660	0.663	0.0763	0.0775	0.130	360	0.0076	0.1121	0.5620

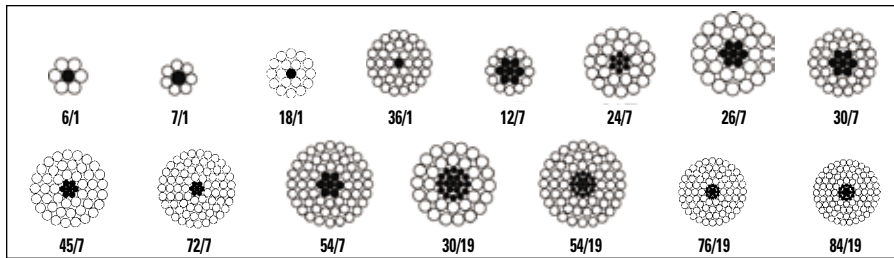
- (1) Code words shown denote ACSR with regular-strength Class A Galvanized steel core (GA2). See the Options section to find the appropriate code word modifier designation for alternative design options.
- (4) Based on a conductivity of 61.2% (minimum lot average) IACS at 20°C for aluminum and 8% IACS at 20°C for the steel core. AC resistance for single-layer and three-layer designs approximates the effects of core magnetization. To convert to ohms/mile, multiply by 5.28. To convert to ohms/km, multiply by 3.281.
- (5) Based on a conductor temperature of 75°C at 60 Hz and the following conditions: 25°C ambient temperature, 2 ft/sec crosswind (90° to conductor), 0.5 coefficient of emissivity, 0.5 coefficient of absorptivity, 30° northern latitude, sea level elevation, 90° azimuth of line (East-West), clear atmosphere, and a date and time of noon on July 1 (resulting in 96.0 W/ft² of solar and sky radiated heat). Actual ampacity will differ based on local conditions. For specific ampacities, please contact your General Cable sales representative.
- (6) Values for inductive reactance and capacitive reactance are expressed in terms of a 1 ft radius.



Notes

TransPowr[®] ACSR/AW Bare Overhead Conductor

Aluminum Conductor Aluminum-Clad Steel-Reinforced Concentric-Lay-Stranded



Product Construction:

Complete Conductor:

ACSR/AW is a composite concentric-lay-stranded conductor. ACSR/AW conductors are manufactured in accordance with the requirements of the latest issue of ASTM B549. Aluminum-clad steel strands form the central core of the conductor, around which is stranded one or more layers of aluminum 1350-H19 wires. The aluminum-clad steel core may consist of a single strand or a concentric stranded conductor of 7, 19, 37 or more wires. Numerous combinations of aluminum and steel strands and layers are possible. The sizes and strandings listed on the following pages are those most frequently used for overhead lines.

Features and Benefits:

The AW core, which consists of a thick layer of aluminum (approx. 10 percent of the nominal wire radius) over steel, gives ACSR/AW conductors the advantage of the light weight and good conductivity of aluminum with the high tensile strength and ruggedness of steel. The cross-sections above illustrate some common strandings.

Applications:

Aluminum conductors reinforced with aluminum-clad steel wire (ACSR/AW) are used for overhead distribution and transmission lines where a high degree of corrosion resistance is needed. It should also be considered for use in locations where air pollution exists, such as along the coast or in highly industrialized areas.

Options:

- Compact aluminum strands (ASTM B401)
- High-conductivity aluminum (/HC) (62.2% IACS)
- Trapezoidal-shaped aluminum strands (/TW)
- Non-specular surface finish (/NS)

For more information, or information on other conductor sizes, designs and/or specific installation requirements not shown in the tables, contact your General Cable sales representative or e-mail info@generalcable.com.

TransPowr® ACSR/AW Bare Overhead Conductor

Aluminum Conductor Aluminum-Clad Steel-Reinforced Concentric-Lay-Stranded

ACSR/AW, ALUMINUM CONDUCTOR, ALUMINUM-CLAD, STEEL-REINFORCED, CONCENTRIC-LAY-STRANDED (MECHANICAL PROPERTIES)

CODE WORD (1)	SIZE AWG OR kcmil	STRANDING NO. X DIA. INCHES		CROSS-SECTION SQ. INCHES		O.D. INCHES	APPROX. WEIGHT LB/1000 FT (2)			PERCENT BY MASS		RATED STRENGTH LBS	STANDARD PACKAGES (3)		
		AL	STEEL	TOTAL	AL		TOTAL	AL	STEEL	AL	STEEL		REEL DESIGNATION	WEIGHT POUNDS	LENGTH FEET
Swan/AW	4	6x0.0834	1x0.0834	0.0382	0.0328	0.250	54.5	38.9	15.6	71.38	28.62	1780	NR 36.22	845	15420
Swanate/AW	4	7x0.0772	1x0.1029	0.0411	0.0328	0.257	62.7	38.9	23.8	62.10	37.90	2280	NR 38.22 NR 30.22	1120 560	17910 8955
Sparrow/AW	2	6x0.1052	1x0.1052	0.0608	0.0522	0.316	86.7	61.9	24.8	71.36	28.64	2760	NR 42.28 NR 36.22 NR 30.22	1685 840 560	19390 9695 6465
Sparate/AW	2	7x0.0974	1x0.1299	0.0654	0.0521	0.325	99.8	61.9	37.9	62.04	37.96	3510	NR 38.22 NR 30.22	1125 560	11250 5625
Robin/AW	1	6x0.1181	1x0.1181	0.0767	0.0657	0.354	109.4	78.1	31.3	71.38	28.62	3450	NR 42.28 NR 36.22 NR 30.22	1680 840 560	15360 7680 5120
Raven/AW	1/0	6x0.1327	1x0.1327	0.0968	0.0830	0.398	138.0	98.5	39.5	71.37	28.63	4250	NR 42.28 NR 36.22 NR 30.22	1680 840 560	12190 6095 4060
Quail/AW	2/0	6x0.1489	1x0.1489	0.1219	0.1045	0.447	173.9	124.1	49.8	71.39	28.61	5130	NR 42.28 NR 36.22 NR 30.22	1680 840 560	9670 4835 3220
Pigeon/AW	3/0	6x0.1672	1x0.1672	0.1537	0.1317	0.502	219.2	156.5	62.7	71.39	28.61	6300	NR 42.28 NR 36.22 NR 30.22	1680 840 560	7670 3835 2560
Penguin/AW	4/0	6x0.1878	1x0.1878	0.1939	0.1662	0.563	276.5	197.4	79.1	71.38	28.62	7690	NR 42.28 NR 36.22 NR 30.22	1680 840 560	6080 3040 2025
Waxwing/AW	266.8	18x0.1217	1x0.1217	0.2210	0.2097	0.609	283	250	33	88.27	11.73	6830	RM 68.38 NR 66.28 NR 48.28	4065 4065 2030	14360 14360 7180
Spoonbill/AW	266.8	22x0.1101	7x0.0612	0.2300	0.2095	0.624	310	251	59	80.97	19.03	8430	RM 68.38 NR 66.28 NR 48.28	2715 2715 1810	8755 8755 5835
Scaup/AW	266.8	24x0.1054	7x0.0703	0.2366	0.2095	0.633	329	251	78	76.33	23.67	9630	RM 68.38 NR 66.28 NR 48.28	3135 3135 2090	9520 9520 6350
Partridge/AW	266.8	26x0.1013	7x0.0788	0.2437	0.2096	0.642	349	251	98	71.96	28.04	10800	NR 60.28	3605	10330
Junco/AW	266.8	30x0.0943	7x0.0943	0.2584	0.2095	0.660	392	252	140	64.24	35.76	13500	RM 68.38 NR 66.28 NR 60.28	4660 4660 3600	11890 11890 9190
Ostrich/AW	300.0	26x0.1074	7x0.0835	0.2739	0.2355	0.680	393	283	110	71.99	28.01	12100	NR 60.28	3605	9190
Merlin/AW	336.4	18x0.1367	1x0.1367	0.2789	0.2642	0.684	357	315	42	88.26	11.74	8540	RM 68.38 NR 66.28 NR 48.28	4070 4070 2035	11390 11390 5695
Trogon/AW	336.4	20x0.1297	7x0.0576	0.2825	0.2642	0.692	369	317	52	85.83	14.17	9210	RM 68.38 NR 60.28	4655 2325	12610 6305
Woodcock/AW	336.4	22x0.1237	7x0.0687	0.2903	0.2644	0.701	391	317	74	80.98	19.02	10500	RMT 84.36 NR 60.28	5430 2715	13880 6940
Widgeon/AW	336.4	24x0.1184	7x0.0789	0.2985	0.2642	0.710	415	317	98	76.34	23.66	12000	RMT 84.36 NR 60.28	6280 3140	15130 7565
Linnet/AW	336.4	26x0.1137	7x0.0884	0.3070	0.2640	0.720	440	317	123	72.00	28.00	13500	RMT 84.36 NR 60.28	7210 3605	16390 8195
Oriole/AW	336.4	30x0.1059	7x0.1059	0.3259	0.2642	0.741	494	318	177	64.23	35.77	16700	RM 68.38 NR 66.28	4665 4665	9430 9430
Chickadee/AW	397.5	18x0.1486	1x0.1486	0.3295	0.3122	0.743	422	373	50	88.26	11.74	9780	RM 68.38 NR 66.28 NR 48.28	4065 4065 2030	9630 9630 4815
Ptarmigan/AW	397.5	20x0.1410	7x0.0627	0.3339	0.3123	0.752	436	374	62	85.79	14.21	10700	RM 68.38 NR 60.28	4655 2330	10670 5335
Stork/AW	397.5	22x0.1344	7x0.0747	0.3428	0.3121	0.762	462	374	88	80.97	19.03	12400	RMT 84.36 NR 60.28	5425 2710	11730 5865
Brant/AW	397.5	24x0.1287	7x0.0858	0.3527	0.3122	0.772	491	374	116	76.33	23.67	14100	RMT 84.36 NR 60.28	6275 3135	12790 6395

(1) Code words shown, including suffix /AW, denote ACSR with aluminum-clad steel core. See the Options section to find the appropriate code word modifier designation for alternative design options.

(2) Due to rounding, total values may not exactly equal the sum of the component values.

(3) Weights shown are for conductor only and do not include the reel. Normal length and shipping tolerances apply.

Dimensions and weights not designated minimum or maximum are nominal values and subject to manufacturing tolerances. In this context, weight means mass.

TransPowr[®] ACSR/AW Bare Overhead Conductor

Aluminum Conductor Aluminum-Clad Steel-Reinforced Concentric-Lay-Stranded

ACSR/AW, ALUMINUM CONDUCTOR, ALUMINUM-CLAD, STEEL-REINFORCED-CONCENTRIC-LAY-STRANDED (ELECTRICAL PROPERTIES)

CODE WORD (1)	SIZE AWG OR kcmil	STRANDING NO. X DIA. INCHES		CROSS-SECTION SQ. INCHES		O.D. INCHES	RESISTANCE (4) OHMS/1000 FT			AMPACITY (5) 75°C	GEOMETRIC MEAN RADIUS FT	INDUCTIVE REACTANCE OHM/1000 FT (6)	CAPACITIVE REACTANCE MEGAOHM 1000 FT (6)
		AL	STEEL	TOTAL	AL		DC @ 20°C	AC @ 25°C	AC @ 75°C				
Swan/AW	4	6x0.0834	1x0.0834	0.0382	0.0328	0.250	0.390	0.398	0.507	140	0.0025	0.1376	0.7147
Swanate/AW	4	7x0.0772	1x0.1029	0.0411	0.0328	0.257	0.380	0.388	0.505	140	0.0021	0.1416	0.7103
Sparrow/AW	2	6x0.1052	1x0.1052	0.0608	0.0522	0.316	0.245	0.250	0.327	185	0.0039	0.1276	0.6784
Sparate/AW	2	7x0.0974	1x0.1299	0.0654	0.0521	0.325	0.239	0.244	0.327	175	0.0036	0.1293	0.6740
Robin/AW	1	6x0.1181	1x0.1181	0.0767	0.0657	0.354	0.195	0.200	0.264	215	0.0048	0.1229	0.6602
Raven/AW	1/0	6x0.1327	1x0.1327	0.0968	0.0830	0.398	0.154	0.157	0.211	245	0.0059	0.1181	0.6420
Quail/AW	2/0	6x0.1489	1x0.1489	0.1219	0.1045	0.447	0.122	0.125	0.172	280	0.0071	0.1136	0.6239
Pigeon/AW	3/0	6x0.1672	1x0.1672	0.1537	0.1317	0.502	0.0971	0.0991	0.139	320	0.0085	0.1095	0.6058
Penguin/AW	4/0	6x0.1878	1x0.1878	0.1939	0.1662	0.563	0.0770	0.0786	0.112	370	0.0101	0.1057	0.5876
Waxwing/AW	266.8	18x0.1217	1x0.1217	0.2210	0.2097	0.609	0.0636	0.0650	0.0778	450	0.0195	0.0904	0.5755
Spoonbill/AW	266.8	22x0.1101	7x0.0612	0.2300	0.2095	0.624	0.0630	0.0644	0.0771	455	0.0204	0.0894	0.5716
Scaup/AW	266.8	24x0.1054	7x0.0703	0.2366	0.2095	0.633	0.0624	0.0637	0.0762	460	0.0209	0.0889	0.5694
Partridge/AW	266.8	26x0.1013	7x0.0788	0.2437	0.2096	0.642	0.0617	0.0630	0.0754	465	0.0213	0.0884	0.5672
Junco/AW	266.8	30x0.0943	7x0.0943	0.2584	0.2095	0.660	0.0605	0.0618	0.0739	475	0.0222	0.0875	0.5628
Ostrich/AW	300.0	26x0.1074	7x0.0835	0.2739	0.2355	0.680	0.0549	0.0561	0.0671	500	0.0226	0.0871	0.5581
Merlin/AW	336.4	18x0.1367	1x0.1367	0.2789	0.2642	0.684	0.0504	0.0516	0.0618	520	0.0219	0.0878	0.5573
Trogon/AW	336.4	20x0.1297	7x0.0576	0.2825	0.2642	0.692	0.0505	0.0516	0.0618	525	0.0224	0.0873	0.5555
Woodcock/AW	336.4	22x0.1237	7x0.0687	0.2903	0.2644	0.701	0.0500	0.0511	0.0612	530	0.0229	0.0867	0.5534
Widgeon/AW	336.4	24x0.1184	7x0.0789	0.2985	0.2642	0.710	0.0495	0.0506	0.0605	530	0.0234	0.0863	0.5513
Linnet/AW	336.4	26x0.1137	7x0.0884	0.3070	0.2640	0.720	0.0489	0.0500	0.0598	535	0.0240	0.0858	0.5491
Oriole/AW	336.4	30x0.1059	7x0.1059	0.3259	0.2642	0.741	0.0480	0.0490	0.0586	545	0.0250	0.0848	0.5446
Chickadee/AW	397.5	18x0.1486	1x0.1486	0.3295	0.3122	0.743	0.0427	0.0437	0.0523	580	0.0239	0.0859	0.5443
Ptarmigan/AW	397.5	20x0.1410	7x0.0627	0.3339	0.3123	0.752	0.0427	0.0437	0.0523	580	0.0244	0.0853	0.5424
Stork/AW	397.5	22x0.1344	7x0.0747	0.3428	0.3121	0.762	0.0423	0.0433	0.0518	585	0.0249	0.0848	0.5404
Brant/AW	397.5	24x0.1287	7x0.0858	0.3527	0.3122	0.772	0.0419	0.0429	0.0512	590	0.0255	0.0843	0.5382

- (1) Code words shown, including suffix /AW, denote ACSR with aluminum-clad steel core. See the Options section to find the appropriate code word modifier designation for alternative design options.
- (4) Based on a conductivity of 61.2% (minimum lot average) IACS at 20°C for aluminum and 20.3% IACS at 20°C for the aluminum-clad steel core. AC resistance for single-layer and three-layer designs approximates the effects of core magnetization. To convert to ohms/mile, multiply by 5.28. To convert to ohms/km, multiply by 3.281.
- (5) Based on a conductor temperature of 75°C at 60 Hz and the following conditions: 25°C ambient temperature, 2 ft/sec crosswind (90° to conductor), 0.5 coefficient of emissivity, 0.5 coefficient of absorptivity, 30° northern latitude, sea level elevation, 90° azimuth of line (East-West), clear atmosphere, and a date and time of noon on July 1 (resulting in 96.0 W/ft² of solar and sky radiated heat). Actual ampacity will differ based on local conditions. For specific ampacities, please contact your General Cable sales representative.
- (6) Values for inductive reactance and capacitive reactance are expressed in terms of a 1 ft radius.



TransPowr® ACSR/AW Bare Overhead Conductor

Aluminum Conductor Aluminum-Clad Steel-Reinforced Concentric-Lay-Stranded

ACSR/AW, ALUMINUM CONDUCTOR, ALUMINUM-CLAD, STEEL-REINFORCED, CONCENTRIC-LAY-STRANDED (MECHANICAL PROPERTIES)

CODE WORD (1)	SIZE AWG OR kcmil	STRANDING NO. X DIA. INCHES		CROSS-SECTION SQ. INCHES		O.D. INCHES	APPROX. WEIGHT LB/1000 FT (2)			PERCENT BY MASS		RATED STRENGTH LBS	STANDARD PACKAGES (3)		
		AL	STEEL	TOTAL	AL		TOTAL	AL	STEEL	AL	STEEL		REEL DESIGNATION	WEIGHT POUNDS	LENGTH FEET
Ibis/AW	397.5	26x0.1236	7x0.0961	0.3627	0.3120	0.783	520	374	146	71.99	28.01	15800	RMT 84.36 NR 60.28	7210 3605	13870 6935
Lark/AW	397.5	30x0.1151	7x0.1151	0.3850	0.3121	0.806	584	375	209	64.24	35.76	19600	RM 68.38 NR 66.28	4660 4660	7980 7980
Pelican/AW	477.0	18x0.1628	1x0.1628	0.3955	0.3747	0.814	507	447	59	88.26	11.74	11500	RM 68.38 NR 66.28 NR 48.28	4070 4070 2035	8030 8030 4015
Tailorbird/AW	477.0	20x0.1544	7x0.0686	0.4003	0.3746	0.824	523	449	74	85.82	14.18	12700	RM 68.38 NR 60.28	4660 2330	8900 4450
Toucan/AW	477.0	22x0.1472	7x0.0818	0.4112	0.3744	0.834	555	449	106	80.98	19.02	14700	RMT 84.36 NR 60.28	5430 2715	9790 4895
Flicker/AW	477.0	24x0.1410	7x0.0940	0.4233	0.3747	0.846	589	449	139	76.33	23.67	16700	RMT 84.36 NR 60.28	6275 3140	10660 5330
Hawk/AW	477.0	26x0.1354	7x0.1053	0.4353	0.3744	0.858	624	449	175	71.98	28.02	18900	RMT 84.36 NR 60.28	7215 3605	11560 5780
Hen/AW	477.0	30x0.1261	7x0.1261	0.4621	0.3747	0.883	701	450	251	64.23	35.77	23400	RM 68.38 NR 66.28	4665 4665	6650 6650
Heron/AW	500.0	30x0.1291	7x0.1291	0.4843	0.3927	0.904	735	472	263	64.23	35.77	24100	RM 68.38	4665	6345
Osprey/AW	556.5	18x0.1758	1x0.1758	0.4612	0.4369	0.879	591	522	69	88.26	11.74	13200	RM 68.38 NR 66.28 NR 48.28	4070 4070 2035	6890 6890 3445
Tody/AW	556.5	20x0.1668	7x0.0741	0.4672	0.4370	0.890	611	524	87	85.82	14.18	14800	RM 68.38 NR 60.28	4655 2325	7620 3810
Sapsucker/AW	556.5	22x0.1590	7x0.0883	0.4797	0.4368	0.901	647	524	123	81.00	19.00	17000	RMT 84.36 NR 60.28	5425 2715	8390 4195
Parakeet/AW	556.5	24x0.1523	7x0.1015	0.4939	0.4372	0.914	687	524	162	76.34	23.66	19300	RMT 84.36 NR 60.28	6275 3140	9140 4570
Dove/AW	556.5	26x0.1463	7x0.1138	0.5083	0.4371	0.927	728	524	204	71.96	28.04	21900	RMT 84.36 NR 60.28	7220 3610	9910 4955
Eagle/AW	556.5	30x0.1362	7x0.1362	0.5391	0.4371	0.953	818	525	293	64.23	35.77	26800	RM 68.38 NR 66.28	4665 4665	5700 5700
Peacock/AW	605.0	24x0.1588	7x0.1059	0.5370	0.4753	0.953	747	570	177	76.31	23.69	21000	RMT 84.36 NR 60.28	6280 3140	8410 4205
Squab/AW	605.0	26x0.1525	7x0.1186	0.5522	0.4749	0.966	792	570	222	71.98	28.02	23600	RMT 84.36 NR 60.28	7210 3605	9110 4555
Wood Duck/AW	605.0	30x0.1420	7x0.1420	0.5860	0.4751	0.994	889	571	318	64.24	35.76	28400	RM 68.38 NR 66.28	4665 4665	5245 5245
Teal/AW	605.0	30x0.1420	19x0.0852	0.5834	0.4751	0.994	883	571	311	64.72	35.28	28500	RMT 84.48 RM 68.38 NR 66.28	9255 4630 4630	10490 5245 5245
Swift/AW	636.0	36x0.1329	1x0.1329	0.5133	0.4994	0.930	636	596	40	93.77	6.23	13600	RMT 96.60 RMT 84.45 RM 68.38 NR 66.28	11500 7660 3830 3830	18090 12050 6025 6025
Kingbird/AW	636.0	18x0.1880	1x0.1880	0.5274	0.4997	0.940	675	596	79	88.26	11.74	15000	RMT 84.36 RM 68.38 NR 66.28 NR 48.28	6120 4070 4070 2035	9060 6020 6020 3010
Turacos/AW	636.0	20x0.1783	7x0.0792	0.5339	0.4994	0.951	698	599	99	85.83	14.17	16900	RMT 84.36 RM 68.38 NR 60.28	6980 4655 2325	10000 6670 3335
Goldfinch/AW	636.0	22x0.1700	7x0.0944	0.5483	0.4994	0.963	740	599	141	81.00	19.00	19400	RMT 84.45 RMT 84.36 NR 60.28	8140 5430 2715	11010 7340 3670
Rook/AW	636.0	24x0.1628	7x0.1085	0.5643	0.4996	0.977	785	599	186	76.34	23.66	22000	RMT 84.45 RMT 84.36 NR 60.28	9415 6280 3140	12000 8000 4000
Grosbeak/AW	636.0	26x0.1564	7x0.1216	0.5808	0.4995	0.990	832	599	233	71.98	28.02	24800	RMT 90.45 RMT 84.36 NR 60.28	10830 7215 3610	13010 8670 4335

(1) Code words shown, including suffix /AW, denote ACSR with aluminum-clad steel core. See the Options section to find the appropriate code word modifier designation for alternative design options.

(2) Due to rounding, total values may not exactly equal the sum of the component values.

(3) Weights shown are for conductor only and do not include the reel. Normal length and shipping tolerances apply.

Dimensions and weights not designated minimum or maximum are nominal values and subject to manufacturing tolerances. In this context, weight means mass.



TransPowr[®] ACSR/AW Bare Overhead Conductor

Aluminum Conductor Aluminum-Clad Steel-Reinforced Concentric-Lay-Stranded

ACSR/AW, ALUMINUM CONDUCTOR, ALUMINUM-CLAD, STEEL-REINFORCED, CONCENTRIC-LAY-STRANDED (ELECTRICAL PROPERTIES)

CODE WORD (1)	SIZE AWG OR kcmil	STRANDING NO. X DIA. INCHES		CROSS-SECTION SQ. INCHES		O.D. INCHES	RESISTANCE (4) OHMS/1000 FT			AMPACITY 75°C (5)	GEOMETRIC MEAN RADIUS FT	INDUCTIVE REACTANCE OHM/1000 FT (6)	CAPACITIVE REACTANCE MEGAOHM 1000 FT (6)
		AL	STEEL	TOTAL	AL		DC @ 20°C	AC @ 25°C	AC @ 75°C				
Ibis/AW	397.5	26x0.1236	7x0.0961	0.3627	0.3120	0.783	0.0414	0.0424	0.0507	595	0.0260	0.0838	0.5360
Lark/AW	397.5	30x0.1151	7x0.1151	0.3850	0.3121	0.806	0.0406	0.0415	0.0496	605	0.0271	0.0829	0.5316
Pelican/AW	477.0	18x0.1628	1x0.1628	0.3955	0.3747	0.814	0.0356	0.0365	0.0437	650	0.0261	0.0838	0.5300
Tailorbird/AW	477.0	20x0.1544	7x0.0686	0.4003	0.3746	0.824	0.0356	0.0365	0.0437	650	0.0267	0.0832	0.5281
Toucan/AW	477.0	22x0.1472	7x0.0818	0.4112	0.3744	0.834	0.0352	0.0362	0.0432	655	0.0273	0.0827	0.5261
Flicker/AW	477.0	24x0.1410	7x0.0940	0.4233	0.3747	0.846	0.0349	0.0358	0.0427	665	0.0279	0.0822	0.5240
Hawk/AW	477.0	26x0.1354	7x0.1053	0.4353	0.3744	0.858	0.0345	0.0354	0.0423	670	0.0285	0.0817	0.5218
Hen/AW	477.0	30x0.1261	7x0.1261	0.4621	0.3747	0.883	0.0338	0.0346	0.0414	680	0.0297	0.0808	0.5173
Heron/AW	500.0	30x0.1291	7x0.1291	0.4843	0.3927	0.904	0.0323	0.0331	0.0395	700	0.0304	0.0802	0.5136
Osprey/AW	556.5	18x0.1758	1x0.1758	0.4612	0.4369	0.879	0.0305	0.0314	0.0375	715	0.0282	0.0820	0.5179
Tody/AW	556.5	20x0.1668	7x0.0741	0.4672	0.4370	0.890	0.0305	0.0314	0.0375	715	0.0289	0.0815	0.5161
Sapsucker/AW	556.5	22x0.1590	7x0.0883	0.4797	0.4368	0.901	0.0302	0.0310	0.0371	725	0.0295	0.0810	0.5140
Parakeet/AW	556.5	24x0.1523	7x0.1015	0.4939	0.4372	0.914	0.0299	0.0307	0.0367	730	0.0302	0.0805	0.5119
Dove/AW	556.5	26x0.1463	7x0.1138	0.5083	0.4371	0.927	0.0296	0.0304	0.0363	735	0.0308	0.0800	0.5097
Eagle/AW	556.5	30x0.1362	7x0.1362	0.5391	0.4371	0.953	0.0290	0.0297	0.0355	750	0.0321	0.0790	0.5052
Peacock/AW	605.0	24x0.1588	7x0.1059	0.5370	0.4753	0.953	0.0275	0.0283	0.0338	770	0.0314	0.0795	0.5053
Squab/AW	605.0	26x0.1525	7x0.1186	0.5522	0.4749	0.966	0.0272	0.0280	0.0334	775	0.0321	0.0790	0.5031
Wood Duck/AW	605.0	30x0.1420	7x0.1420	0.5860	0.4751	0.994	0.0267	0.0274	0.0327	790	0.0335	0.0781	0.4987
Teal/AW	605.0	30x0.1420	19x0.0852	0.5834	0.4751	0.994	0.0267	0.0274	0.0328	790	0.0335	0.0780	0.4987
Swift/AW	636.0	36x0.1329	1x0.1329	0.5133	0.4994	0.930	0.0269	0.0280	0.0347	755	0.0300	0.0806	0.5090
Kingbird/AW	636.0	18x0.1880	1x0.1880	0.5274	0.4997	0.940	0.0267	0.0275	0.0329	775	0.0302	0.0804	0.5075
Turacos/AW	636.0	20x0.1783	7x0.0792	0.5339	0.4994	0.951	0.0267	0.0275	0.0328	780	0.0309	0.0799	0.5056
Goldfinch/AW	636.0	22x0.1700	7x0.0944	0.5483	0.4994	0.963	0.0264	0.0272	0.0325	785	0.0315	0.0794	0.5036
Rook/AW	636.0	24x0.1628	7x0.1085	0.5643	0.4996	0.977	0.0262	0.0269	0.0322	795	0.0322	0.0789	0.5014
Grosbeak/AW	636.0	26x0.1564	7x0.1216	0.5808	0.4995	0.990	0.0259	0.0266	0.0318	800	0.0329	0.0784	0.4992

(1) Code words shown, including suffix /AW, denote ACSR with aluminum-clad steel core. See the Options section to find the appropriate code word modifier designation for alternative design options.
 (4) Based on a conductivity of 61.2% (minimum lot average) IACS at 20°C for aluminum and 20.3% IACS at 20°C for the aluminum-clad steel core. AC resistance for single-layer and three-layer designs approximates the effects of core magnetization. To convert to ohms/mile, multiply by 5.28. To convert to ohms/km, multiply by 3.281.
 (5) Based on a conductor temperature of 75°C at 60 Hz and the following conditions: 25°C ambient temperature, 2 ft/sec crosswind (90° to conductor), 0.5 coefficient of emissivity, 0.5 coefficient of absorptivity, 30° northern latitude, sea level elevation, 90° azimuth of line (East-West), clear atmosphere, and a date and time of noon on July 1 (resulting in 96.0 W/ft² of solar and sky radiated heat). Actual ampacity will differ based on local conditions. For specific ampacities, please contact your General Cable sales representative.
 (6) Values for inductive reactance and capacitive reactance are expressed in terms of a 1 ft radius.



TransPowr® ACSR/AW Bare Overhead Conductor

Aluminum Conductor Aluminum-Clad Steel-Reinforced Concentric-Lay-Stranded

ACSR/AW, ALUMINUM CONDUCTOR, ALUMINUM-CLAD, STEEL-REINFORCED, CONCENTRIC-LAY-STRANDED (MECHANICAL PROPERTIES)															
CODE WORD (1)	SIZE AWG OR kcmil	STRANDING NO. X DIA. INCHES		CROSS-SECTION SQ. INCHES		O.D. INCHES	APPROX. WEIGHT LB/1000 FT (2)			PERCENT BY MASS		RATED STRENGTH LBS	STANDARD PACKAGES (3)		
		AL	STEEL	TOTAL	AL		TOTAL	AL	STEEL	AL	STEEL		REEL DESIGNATION	WEIGHT POUNDS	LENGTH FEET
Scoter/AW	636.0	30x0.1456	7x0.1456	0.6160	0.4995	1.019	935	601	334	64.24	35.76	29300	RMT 96.60 RM 68.38	14040 4680	15020 5005
Egret/AW	636.0	30x0.1456	19x0.0874	0.6135	0.4995	1.019	928	601	328	64.70	35.30	29900	RMT 96.60 RMT 84.45 RM 68.38 NR 66.28	13885 9265 4630 4630	14960 9980 4990 4990
Flamingo/AW	666.6	24x0.1667	7x0.1111	0.5917	0.5238	1.000	823	628	195	76.33	23.67	23100	RMT 84.45 RMT 84.36 NR 60.28	9430 6280 3140	11460 7630 3815
Gannet/AW	666.6	26x0.1601	7x0.1245	0.6086	0.5234	1.014	872	628	244	71.98	28.02	26000	RMT 90.45 RMT 84.36 NR 60.28	10825 7220 3610	12410 8280 4140
Stilt/AW	715.5	24x0.1727	7x0.1151	0.6350	0.5622	1.036	883	674	209	76.33	23.67	24800	RMT 84.45 RMT 84.36 NR 60.28	9415 6270 3135	10660 7100 3550
Starling/AW	715.5	26x0.1659	7x0.1290	0.6535	0.5620	1.051	936	674	262	71.97	28.03	27500	RMT 90.45 RMT 84.36 NR 60.28	10815 7220 3610	11550 7710 3855
Redwing/AW	715.5	30x0.1544	19x0.0926	0.6897	0.5617	1.081	1043	676	368	64.75	35.25	33400	RMT 96.60 RMT 84.45 RM 68.38 NR 66.28	13875 9265 4630 4630	13300 8880 4440 4440
Coot/AW	795.0	36x0.1486	1x0.1486	0.6417	0.6244	1.040	795	745	50	93.76	6.24	16600	RMT 96.60 RMT 84.45 NR 66.28	11500 7660 3830	14470 9640 4820
Macaw/AW	795.0	42x0.1376	7x0.0764	0.6567	0.6246	1.055	841	749	92	89.05	10.95	19600	RMT 90.45 RM 68.38 NR 60.28	9420 4710 3135	11200 5600 3730
Turbit/AW	795.0	20x0.1994	7x0.0886	0.6677	0.6246	1.063	873	749	124	85.81	14.19	21200	RMT 84.36 RM 68.38 NR 60.28	6985 4655 2325	8000 5330 2665
Tern/AW	795.0	45x0.1329	7x0.0886	0.6674	0.6242	1.063	873	749	124	85.81	14.19	21500	RMT 96.60 RMT 90.45 RM 68.38 NR 60.28	15705 10470 5235 3490	18000 12000 6000 4000
Puffin/AW	795.0	22x0.1901	7x0.1056	0.6857	0.6244	1.077	925	749	176	80.98	19.02	24200	RMT 84.45 RMT 84.36 NR 60.28	8135 5430 2715	8800 5870 2935
Cuckoo/AW	795.0	24x0.1820	7x0.1213	0.7053	0.6244	1.092	981	749	232	76.34	23.66	27500	RMT 84.45 RMT 84.36 NR 60.28	9425 6280 3140	9610 6400 3200
Condor/AW	795.0	54x0.1213	7x0.1213	0.7049	0.6240	1.092	981	749	232	76.34	23.66	27800	RMT 96.60 RMT 90.45	18355 10590	18720 10800
Drake/AW	795.0	26x0.1749	7x0.1360	0.7263	0.6246	1.107	1041	749	292	71.97	28.03	30500	RMT 90.45 RMT 84.36 NR 60.28	10825 7225 3610	10400 6940 3470
Mallard/AW	795.0	30x0.1628	19x0.0977	0.7669	0.6245	1.140	1160	751	409	64.71	35.29	37100	RMT 96.60 RMT 84.45 RM 68.38	13885 9255 4630	11970 7980 3990
Ruddy/AW	900.0	45x0.1414	7x0.0943	0.7555	0.7066	1.131	988	848	140	85.80	14.20	24000	RMT 96.60 RMT 90.45 RM 68.38 NR 60.28	15695 10460 5230 3485	15890 10590 5295 3530
Canary/AW	900.0	54x0.1291	7x0.1291	0.7985	0.7069	1.162	1111	848	263	76.33	23.67	31000	RMT 96.60 RMT 90.45	18370 10595	16540 9540
Catbird/AW	954.0	36x0.1628	1x0.1628	0.7702	0.7494	1.140	954	894	59	93.76	6.24	19500	RMT 96.60 RMT 84.45	11500 7660	12060 8030
Phoenix/AW	954.0	42x0.1507	7x0.0837	0.7877	0.7491	1.155	1009	899	110	89.05	10.95	22800	RMT 90.45 RM 68.38	9420 4710	9340 4670
Corncrake/AW	954.0	20x0.2184	7x0.0971	0.8011	0.7492	1.165	1047	899	149	85.80	14.20	25100	RMT 84.36 RM 68.38	6985 4660	6670 4450

(1) Code words shown, including suffix /AW, denote ACSR with aluminum-clad steel core. See the Options section to find the appropriate code word modifier designation for alternative design options.

(2) Due to rounding, total values may not exactly equal the sum of the component values.

(3) Weights shown are for conductor only and do not include the reel. Normal length and shipping tolerances apply.

Dimensions and weights not designated minimum or maximum are nominal values and subject to manufacturing tolerances. In this context, weight means mass.

TransPowr® ACSR/AW Bare Overhead Conductor

Aluminum Conductor Aluminum-Clad Steel-Reinforced Concentric-Lay-Stranded

ACSR/AW, ALUMINUM CONDUCTOR, ALUMINUM-CLAD, STEEL-REINFORCED, CONCENTRIC-LAY-STRANDED (ELECTRICAL PROPERTIES)

CODE WORD (1)	SIZE AWG OR kcmil	STRANDING NO. X DIA. INCHES		CROSS-SECTION SQ. INCHES		O.D. INCHES	RESISTANCE (4) OHMS/1000 FT			AMPACITY 75°C (5)	GEOMETRIC MEAN RADIUS FT	INDUCTIVE REACTANCE OHM/1000 FT (6)	CAPACITIVE REACTANCE MEGAOHM 1000 FT (6)
		AL	STEEL	TOTAL	AL		DC @ 20°C	AC @ 25°C	AC @ 75°C				
Scoter/AW	636.0	30x0.1456	7x0.1456	0.6160	0.4995	1.019	0.0254	0.0261	0.0311	815	0.0343	0.0775	0.4948
Egret/AW	636.0	30x0.1456	19x0.0874	0.6135	0.4995	1.019	0.0254	0.0261	0.0312	815	0.0344	0.0775	0.4947
Flamingo/AW	666.6	24x0.1667	7x0.1111	0.5917	0.5238	1.000	0.0250	0.0257	0.0307	815	0.0330	0.0784	0.4977
Gannet/AW	666.6	26x0.1601	7x0.1245	0.6086	0.5234	1.014	0.0247	0.0254	0.0303	825	0.0337	0.0779	0.4956
Stilt/AW	715.5	24x0.1727	7x0.1151	0.6350	0.5622	1.036	0.0233	0.0240	0.0286	855	0.0342	0.0776	0.4922
Starling/AW	715.5	26x0.1659	7x0.1290	0.6535	0.5620	1.051	0.0230	0.0237	0.0283	860	0.0349	0.0771	0.4900
Redwing/AW	715.5	30x0.1544	19x0.0926	0.6897	0.5617	1.081	0.0226	0.0233	0.0277	875	0.0364	0.0761	0.4856
Coot/AW	795.0	36x0.1486	1x0.1486	0.6417	0.6244	1.040	0.0215	0.0226	0.0278	870	0.0336	0.0780	0.4916
Macaw/AW	795.0	42x0.1376	7x0.0764	0.6567	0.6246	1.055	0.0215	0.0224	0.0277	875	0.0344	0.0774	0.4894
Turbit/AW	795.0	20x0.1994	7x0.0886	0.6677	0.6246	1.063	0.0213	0.0221	0.0264	895	0.0345	0.0774	0.4881
Tern/AW	795.0	45x0.1329	7x0.0886	0.6674	0.6242	1.063	0.0213	0.0223	0.0275	880	0.0349	0.0771	0.4881
Puffin/AW	795.0	22x0.1901	7x0.1056	0.6857	0.6244	1.077	0.0211	0.0219	0.0261	905	0.0353	0.0769	0.4861
Cuckoo/AW	795.0	24x0.1820	7x0.1213	0.7053	0.6244	1.092	0.0209	0.0217	0.0258	910	0.0360	0.0764	0.4840
Condor/AW	795.0	54x0.1213	7x0.1213	0.7049	0.6240	1.092	0.0209	0.0218	0.0269	895	0.0363	0.0762	0.4840
Drake/AW	795.0	26x0.1749	7x0.1360	0.7263	0.6246	1.107	0.0207	0.0214	0.0255	920	0.0368	0.0759	0.4818
Mallard/AW	795.0	30x0.1628	19x0.0977	0.7669	0.6245	1.140	0.0203	0.0210	0.0250	935	0.0384	0.0749	0.4773
Ruddy/AW	900.0	45x0.1414	7x0.0943	0.7555	0.7066	1.131	0.0189	0.0198	0.0243	950	0.0371	0.0757	0.4784
Canary/AW	900.0	54x0.1291	7x0.1291	0.7985	0.7069	1.162	0.0185	0.0193	0.0238	965	0.0386	0.0748	0.4742
Catbird/AW	954.0	36x0.1628	1x0.1628	0.7702	0.7494	1.140	0.0179	0.0190	0.0232	970	0.0368	0.0759	0.4773
Phoenix/AW	954.0	42x0.1507	7x0.0837	0.7877	0.7491	1.155	0.0179	0.0188	0.0231	980	0.0377	0.0753	0.4751
Corncrake/AW	954.0	20x0.2184	7x0.0971	0.8011	0.7492	1.165	0.0178	0.0186	0.0221	1000	0.0378	0.0753	0.4738

(1) Code words shown, including suffix /AW, denote ACSR with aluminum-clad steel core. See the Options section to find the appropriate code word modifier designation for alternative design options.
 (4) Based on a conductivity of 61.2% (minimum lot average) IACS at 20°C for aluminum and 20.3% IACS at 20°C for the aluminum-clad steel core. AC resistance for single-layer and three-layer designs approximates the effects of core magnetization. To convert to ohms/mile, multiply by 5.28. To convert to ohms/km, multiply by 3.281.
 (5) Based on a conductor temperature of 75°C at 60 Hz and the following conditions: 25°C ambient temperature, 2 ft/sec crosswind (90° to conductor), 0.5 coefficient of emissivity, 0.5 coefficient of absorptivity, 30° northern latitude, sea level elevation, 90° azimuth of line (East-West), clear atmosphere, and a date and time of noon on July 1 (resulting in 96.0 W/ft² of solar and sky radiated heat). Actual ampacity will differ based on local conditions. For specific ampacities, please contact your General Cable sales representative.
 (6) Values for inductive reactance and capacitive reactance are expressed in terms of a 1 ft radius.



TransPowr® ACSR/AW Bare Overhead Conductor

Aluminum Conductor Aluminum-Clad Steel-Reinforced Concentric-Lay-Stranded

ACSR/AW, ALUMINUM CONDUCTOR, ALUMINUM-CLAD, STEEL-REINFORCED, CONCENTRIC-LAY-STRANDED (MECHANICAL PROPERTIES)															
CODE WORD (1)	SIZE AWG OR kcmil	STRANDING NO. X DIA. INCHES		CROSS-SECTION SQ. INCHES		O.D. INCHES	APPROX. WEIGHT LB/1000 FT (2)			PERCENT BY MASS		RATED STRENGTH LBS	STANDARD PACKAGES (3)		
		AL	STEEL	TOTAL	AL		TOTAL	AL	STEEL	AL	STEEL		REEL DESIGNATION	WEIGHT POUNDS	LENGTH FEET
Rail/AW	954.0	45x0.1456	7x0.0971	0.8011	0.7492	1.165	1047	899	149	85.80	14.20	25400	RMT 96.60 RMT 90.45 RM 68.38 NR 60.28	15705 10470 5235 3490	15000 10000 5000 3335
Towhee/AW	954.0	48x0.1410	7x0.1097	0.8157	0.7495	1.175	1088	899	190	82.56	17.44	27800	RMT 96.60 RMT 90.45 RMT 84.36	17420 11615 5810	16000 10670 5335
Redbird/AW	954.0	24x0.1994	7x0.1329	0.8466	0.7495	1.196	1177	899	279	76.34	23.66	32600	RMT 84.45 RMT 84.36	9420 6275	8000 5330
Cardinal/AW	954.0	54x0.1329	7x0.1329	0.8462	0.7491	1.196	1177	899	279	76.34	23.66	32900	RMT 96.60 RMT 90.45	18360 10590	15600 9000
Canvasback/AW	954.0	30x0.1783	19x0.1070	0.9201	0.7493	1.248	1392	901	491	64.72	35.28	44500	RMT 96.60 RMT 84.45 RM 68.38	13885 9265 4635	9980 6660 3330
Snowbird/AW	1033.5	42x0.1569	7x0.0872	0.8539	0.8121	1.203	1093	973	120	89.03	10.97	24800	RMT 90.45 RM 68.38	9420 4710	8610 4305
Ortolan/AW	1033.5	45x0.1515	7x0.1010	0.8681	0.8121	1.212	1134	973	161	85.82	14.18	27200	RMT 96.60 RMT 90.45 RM 68.38 NR 60.28	15705 10465 5230 3485	13850 9230 4615 3075
Whooper/AW	1033.5	48x0.1467	7x0.1141	0.8829	0.8113	1.223	1179	973	205	82.58	17.42	30100	RMT 96.60 RMT 90.45 RMT 84.36	17405 11605 5805	14770 9850 4925
Curllew/AW	1033.5	54x0.1383	7x0.1383	0.9164	0.8112	1.245	1275	973	302	76.34	23.66	35100	RMT 96.60 RMT 90.45	18355 10590	14400 8310
Avocet/AW	1113.0	42x0.1628	7x0.0904	0.9192	0.8743	1.248	1177	1048	129	89.05	10.95	26600	RMT 96.60 RMT 90.45 RM 68.38	14130 9420 4710	12000 8000 4000
Bluejay/AW	1113.0	45x0.1573	7x0.1049	0.9350	0.8745	1.259	1222	1048	174	85.80	14.20	29300	RMT 96.60 RMT 90.45 RM 68.38 NR 60.28	15705 10475 5240 3490	12850 8570 4285 2855
Bullfinch/AW	1113.0	48x0.1523	7x0.1184	0.9516	0.8744	1.269	1270	1048	221	82.56	17.44	32100	RMT 96.60 RMT 90.45 RMT 84.36	17400 11610 5805	13700 9140 4570
Finch/AW	1113.0	54x0.1436	19x0.0861	0.9854	0.8746	1.293	1373	1054	319	76.77	23.23	37500	RMT 96.60 RMT 90.45	18270 10530	13310 7670
Oxbird/AW	1192.5	42x0.1685	7x0.0936	0.9847	0.9365	1.292	1261	1123	138	89.05	10.95	28500	RMT 96.60 RMT 90.45 RM 68.38	14130 9425 4710	11200 7470 3735
Bunting/AW	1192.5	45x0.1628	7x0.1085	1.0014	0.9367	1.302	1309	1123	186	85.82	14.18	31300	RMT 96.60 RMT 90.45 RM 68.38 NR 60.28	15705 10470 5235 3490	12000 8000 4000 2665
Cormorant/AW	1192.5	48x0.1576	7x0.1226	1.0190	0.9364	1.313	1360	1123	237	82.57	17.43	34300	RMT 96.60 RMT 90.45 RMT 84.36	17405 11600 5800	12800 8530 4265
Grackle/AW	1192.5	54x0.1486	19x0.0892	1.0553	0.9365	1.338	1470	1129	341	76.78	23.22	40200	RMT 96.60 RMT 90.45	18255 10525	12420 7160
Skylark/AW	1272.0	36x0.1880	1x0.1880	1.0271	0.9993	1.316	1272	1192	79	93.76	6.24	25700	RMT 96.60 RMT 84.45	11510 7655	9050 6020
Scissortail/AW	1272.0	42x0.1740	7x0.0967	1.0501	0.9987	1.334	1346	1198	147	89.04	10.96	30400	RMT 96.60 RMT 90.45 RM 68.38	14125 9415 4710	10500 7000 3500
Bittern/AW	1272.0	45x0.1681	7x0.1121	1.0678	0.9987	1.345	1396	1198	198	85.81	14.19	33400	RMT 96.60 RMT 90.45 RM 68.38 NR 60.28	15705 10470 5235 3490	11250 7500 3750 2500
Diver/AW	1272.0	48x0.1628	7x0.1266	1.0873	0.9992	1.357	1451	1198	253	82.58	17.42	36600	RMT 96.60 RMT 90.45 RMT 84.36	17410 11610 5805	12000 8000 4000

(1) Code words shown, including suffix /AW, denote ACSR with aluminum-clad steel core. See the Options section to find the appropriate code word modifier designation for alternative design options.

(2) Due to rounding, total values may not exactly equal the sum of the component values.

(3) Weights shown are for conductor only and do not include the reel. Normal length and shipping tolerances apply.

Dimensions and weights not designated minimum or maximum are nominal values and subject to manufacturing tolerances. In this context, weight means mass.



TransPwr® ACSR/AW Bare Overhead Conductor

Aluminum Conductor Aluminum-Clad Steel-Reinforced Concentric-Lay-Stranded

ACSR/AW, ALUMINUM CONDUCTOR, ALUMINUM-CLAD, STEEL-REINFORCED, CONCENTRIC-LAY-STRANDED (ELECTRICAL PROPERTIES)

CODE WORD (1)	SIZE AWG OR kcmil	STRANDING NO. X DIA. INCHES		CROSS-SECTION SQ. INCHES		O.D. INCHES	RESISTANCE (4) OHMS/1000 FT			AMPACITY 75°C (5)	GEOMETRIC MEAN RADIUS FT	INDUCTIVE REACTANCE OHM/1000 FT (6)	CAPACITIVE REACTANCE MEGAOHM 1000 FT (6)
		AL	STEEL	TOTAL	AL		DC @ 20°C	AC @ 25°C	AC @ 75°C				
Rail/AW	954.0	45x0.1456	7x0.0971	0.8011	0.7492	1.165	0.0178	0.0187	0.0230	985	0.0382	0.0750	0.4738
Towhee/AW	954.0	48x0.1410	7x0.1097	0.8157	0.7495	1.175	0.0177	0.0186	0.0228	990	0.0387	0.0747	0.4725
Redbird/AW	954.0	24x0.1994	7x0.1329	0.8466	0.7495	1.196	0.0174	0.0182	0.0216	1020	0.0395	0.0743	0.4697
Cardinal/AW	954.0	54x0.1329	7x0.1329	0.8462	0.7491	1.196	0.0174	0.0183	0.0225	1000	0.0398	0.0741	0.4697
Canvasback/AW	954.0	30x0.1783	19x0.1070	0.9201	0.7493	1.248	0.0169	0.0176	0.0209	1050	0.0421	0.0728	0.4630
Snowbird/AW	1033.5	42x0.1569	7x0.0872	0.8539	0.8121	1.203	0.0165	0.0175	0.0214	1030	0.0392	0.0744	0.4688
Ortolan/AW	1033.5	45x0.1515	7x0.1010	0.8681	0.8121	1.212	0.0164	0.0173	0.0212	1035	0.0398	0.0741	0.4676
Whooper/AW	1033.5	48x0.1467	7x0.1141	0.8829	0.8113	1.223	0.0163	0.0172	0.0211	1040	0.0403	0.0738	0.4662
Curlew/AW	1033.5	54x0.1383	7x0.1383	0.9164	0.8112	1.245	0.0161	0.0169	0.0208	1055	0.0414	0.0732	0.4634
Avocet/AW	1113.0	42x0.1628	7x0.0904	0.9192	0.8743	1.248	0.0153	0.0163	0.0199	1075	0.0407	0.0736	0.4630
Bluejay/AW	1113.0	45x0.1573	7x0.1049	0.9350	0.8745	1.259	0.0152	0.0162	0.0198	1080	0.0412	0.0733	0.4618
Bullfinch/AW	1113.0	48x0.1523	7x0.1184	0.9516	0.8744	1.269	0.0152	0.0160	0.0196	1090	0.0418	0.0729	0.4604
Finch/AW	1113.0	54x0.1436	19x0.0861	0.9854	0.8746	1.293	0.0150	0.0159	0.0194	1100	0.0430	0.0723	0.4576
Oxbird/AW	1192.5	42x0.1685	7x0.0936	0.9847	0.9365	1.292	0.0143	0.0153	0.0186	1120	0.0421	0.0728	0.4576
Bunting/AW	1192.5	45x0.1628	7x0.1085	1.0014	0.9367	1.302	0.0142	0.0152	0.0185	1130	0.0427	0.0725	0.4564
Cormorant/AW	1192.5	48x0.1576	7x0.1226	1.0190	0.9364	1.313	0.0141	0.0150	0.0183	1135	0.0433	0.0722	0.4550
Grackle/AW	1192.5	54x0.1486	19x0.0892	1.0553	0.9365	1.338	0.0140	0.0149	0.0182	1145	0.0445	0.0715	0.4522
Skylark/AW	1272.0	36x0.1880	1x0.1880	1.0271	0.9993	1.316	0.0135	0.0145	0.0176	1160	0.0425	0.0726	0.4548
Scissortail/AW	1272.0	42x0.1740	7x0.0967	1.0501	0.9987	1.334	0.0134	0.0144	0.0175	1165	0.0435	0.0720	0.4526
Bittern/AW	1272.0	45x0.1681	7x0.1121	1.0678	0.9987	1.345	0.0133	0.0143	0.0174	1175	0.0441	0.0717	0.4513
Diver/AW	1272.0	48x0.1628	7x0.1266	1.0873	0.9992	1.357	0.0133	0.0142	0.0172	1180	0.0447	0.0714	0.4500

(1) Code words shown, including suffix /AW, denote ACSR with aluminum-clad steel core. See the Options section to find the appropriate code word modifier designation for alternative design options.
 (4) Based on a conductivity of 61.2% (minimum lot average) IACS at 20°C for aluminum and 20.3% IACS at 20°C for the aluminum-clad steel core. AC resistance for single-layer and three-layer designs approximates the effects of core magnetization. To convert to ohms/mile, multiply by 5.28. To convert to ohms/km, multiply by 3.281.
 (5) Based on a conductor temperature of 75°C at 60 Hz and the following conditions: 25°C ambient temperature, 2 ft/sec crosswind (90° to conductor), 0.5 coefficient of emissivity, 0.5 coefficient of absorptivity, 30° northern latitude, sea level elevation, 90° azimuth of line (East-West), clear atmosphere, and a date and time of noon on July 1 (resulting in 96.0 W/ft² of solar and sky radiated heat). Actual ampacity will differ based on local conditions. For specific ampacities, please contact your General Cable sales representative.
 (6) Values for inductive reactance and capacitive reactance are expressed in terms of a 1 ft radius.



TransPowr® ACSR/AW Bare Overhead Conductor

Aluminum Conductor Aluminum-Clad Steel-Reinforced Concentric-Lay-Stranded

ACSR/AW, ALUMINUM CONDUCTOR, ALUMINUM-CLAD, STEEL-REINFORCED, CONCENTRIC-LAY-STRANDED (MECHANICAL PROPERTIES)

CODE WORD (1)	SIZE AWG OR kcmil	STRANDING NO. X DIA. INCHES		CROSS-SECTION SQ. INCHES		O.D. INCHES	APPROX. WEIGHT LB/1000 FT (2)			PERCENT BY MASS		RATED STRENGTH LBS	STANDARD PACKAGES (3)		
		AL	STEEL	TOTAL	AL		TOTAL	AL	STEEL	AL	STEEL		REEL DESIGNATION	WEIGHT POUNDS	LENGTH FEET
Pheasant/AW	1272.0	54x0.1535	19x0.0921	1.1259	0.9993	1.381	1568	1204	364	76.79	23.21	42400	RMT 96.60 RMT 90.45	18270 10540	11650 6720
Ringdove/AW	1351.5	42x0.1794	7x0.0997	1.1163	1.0617	1.376	1430	1273	157	89.04	10.96	32400	RMT 96.60 RMT 90.45	14125 9425	9880 6590
Dipper/AW	1351.5	45x0.1733	7x0.1155	1.1348	1.0614	1.386	1483	1273	210	85.82	14.18	35500	RMT 96.60 RMT 90.45	15705 10470	10590 7060
- none -	1351.5	48x0.1678	7x0.1305	1.1551	1.0614	1.398	1542	1273	269	82.58	17.42	38500	RMT 96.60 RMT 90.45	17405 11610	11290 7530
Martin/AW	1351.5	54x0.1582	19x0.0949	1.1958	1.0614	1.424	1665	1279	386	76.81	23.19	45100	RMT 96.60 RMT 90.45	18255 10525	10960 6320
Popinjay/AW	1431.0	42x0.1846	7x0.1026	1.1820	1.1241	1.415	1514	1348	166	89.03	10.97	34300	RMT 96.60 RMT 90.45	14125 9420	9330 6220
Bobolink/AW	1431.0	45x0.1783	7x0.1189	1.2013	1.1236	1.426	1571	1348	223	85.81	14.19	37600	RMT 96.60 RMT 90.45	15705 10465	10000 6665
Wagtail/AW	1431.0	48x0.1727	7x0.1343	1.2235	1.1244	1.439	1632	1348	284	82.57	17.43	40700	RMT 96.60 RMT 90.45	17410 11610	10660 7110
Plover/AW	1431.0	54x0.1628	19x0.0977	1.2665	1.1241	1.465	1764	1354	409	76.79	23.21	47700	RMT 96.60 RMT 90.45	18255 10530	10350 5970
Nuthatch/AW	1510.5	45x0.1832	7x0.1221	1.2682	1.1862	1.466	1658	1423	235	85.82	14.18	39700	RMT 96.60 RMT 90.45	15715 10475	9480 6320
Parrot/AW	1510.5	54x0.1672	19x0.1003	1.3358	1.1856	1.505	1861	1430	432	76.82	23.18	50300	RMT 96.60 RMT 90.45	18230 10510	9800 5650
Ratite/AW	1590.0	42x0.1946	7x0.1081	1.3134	1.2492	1.492	1682	1498	184	89.04	10.96	38100	RMT 96.60 RMT 90.45	14130 9420	8400 5600
Lapwing/AW	1590.0	45x0.1880	7x0.1253	1.3355	1.2492	1.504	1745	1498	248	85.81	14.19	41800	RMT 96.60 RMT 90.45	15710 10475	9000 6000
Hornbill/AW	1590.0	48x0.1820	7x0.1416	1.3590	1.2487	1.517	1814	1498	316	82.57	17.43	44700	RMT 96.60 RMT 90.45	17410 11605	9600 6400
Falcon/AW	1590.0	54x0.1716	19x0.1030	1.4072	1.2489	1.545	1960	1505	455	76.78	23.22	53000	RMT 96.60 RMT 90.45	18270 10525	9320 5370
Chukar/AW	1780.0	84x0.1456	19x0.0874	1.5126	1.3986	1.602	2012	1685	328	83.72	16.28	49400	RMT 96.60	18520	9200
Seahawk/AW	1869.0	68x0.1658	7x0.0921	1.5148	1.4681	1.603	1894	1760	134	92.94	7.06	39500	RMT 96.60	17125	9000
Mockingbird/AW	2034.5	72x0.1681	7x0.1121	1.6670	1.5979	1.681	2124	1926	198	90.67	9.33	46100	RMT 96.60	15845	7460
Roadrunner/AW	2057.5	76x0.1645	19x0.0768	1.7033	1.6152	1.700	2200	1947	253	88.50	11.50	49200	RMT 96.60	17155	7800
Bluebird/AW	2156.0	84x0.1602	19x0.0961	1.8310	1.6931	1.762	2437	2041	396	83.74	16.26	59000	RMT 96.60	18275	7500
Kiwi/AW	2167.0	72x0.1735	7x0.1157	1.7758	1.7022	1.735	2262	2051	211	90.67	9.33	49100	RMT 96.60	15835	7000
Thrasher/AW	2312.0	76x0.1744	19x0.0814	1.9144	1.8155	1.802	2472	2188	284	88.51	11.49	55300	RMT 96.60	17305	7000
Joree/AW	2515.0	76x0.1819	19x0.0849	2.0826	1.9750	1.880	2690	2380	309	88.50	11.50	60200	RMT 96.60	16945	6300

ACSR/AW, ALUMINUM CONDUCTOR, ALUMINUM-CLAD, STEEL-REINFORCED, CONCENTRIC-LAY-STRANDED-HIGH-STRENGTH STRANDING (MECHANICAL PROPERTIES)

CODE WORD (1)	SIZE AWG OR kcmil	STRANDING NO. X DIA. INCHES		CROSS-SECTION SQ. INCHES		O.D. INCHES	APPROX. WEIGHT LB/1000 FT (2)			PERCENT BY MASS		RATED STRENGTH LBS	STANDARD PACKAGES (3)		
		AL	STEEL	TOTAL	AL		TOTAL	AL	STEEL	AL	STEEL		REEL DESIGNATION	WEIGHT POUNDS	LENGTH FEET
Grouse/AW	80.0	8x0.1000	1x0.1670	0.0847	0.0628	0.367	137.6	75.0	62.6	54.51	45.49	4890	NR 36.22	1040	7580
Petrel/AW	101.8	12x0.0921	7x0.0921	0.1266	0.0799	0.461	229.7	95.9	133.8	41.75	58.25	9910	NR 48.28	2870	12500
Minorca/AW	110.8	12x0.0961	7x0.0961	0.1378	0.0870	0.480	250.0	104.4	145.6	41.74	58.26	10800	NR 48.28	2870	11480
Leghorn/AW	134.6	12x0.1059	7x0.1059	0.1674	0.1057	0.530	303.6	126.8	176.9	41.75	58.25	13000	NR 48.28	2870	9450
Guinea/AW	159.0	12x0.1151	7x0.1151	0.1977	0.1249	0.576	358.7	149.8	208.9	41.75	58.25	15300	NR 48.28	2870	8000
Dotterel/AW	176.9	12x0.1214	7x0.1214	0.2199	0.1389	0.607	399.1	166.6	232.4	41.75	58.25	16900	NR 48.28	2870	7195
Dorking/AW	190.8	12x0.1261	7x0.1261	0.2373	0.1499	0.630	430.5	179.7	250.8	41.75	58.25	18300	NR 48.28	2870	6665
Brahma/AW	203.2	16x0.1127	19x0.0977	0.3020	0.1596	0.714	600.8	191.4	409.4	31.86	68.14	27100	NR 48.28	4730	7875
Cochin/AW	211.3	12x0.1327	7x0.1327	0.2628	0.1660	0.663	476.7	199.0	277.7	41.75	58.25	19800	NR 48.28	2870	6020

(1) Code words shown, including suffix /AW, denote ACSR with aluminum-clad steel core. See the Options section to find the appropriate code word modifier designation for alternative design options.

(2) Due to rounding, total values may not exactly equal the sum of the component values.

(3) Weights shown are for conductor only and do not include the reel. Normal length and shipping tolerances apply.

Dimensions and weights not designated minimum or maximum are nominal values and subject to manufacturing tolerances. In this context, weight means mass.

TransPwr® ACSR/AW Bare Overhead Conductor

Aluminum Conductor Aluminum-Clad Steel-Reinforced Concentric-Lay-Stranded

ACSR/AW, ALUMINUM CONDUCTOR, ALUMINUM-CLAD, STEEL-REINFORCED, CONCENTRIC-LAY-STRANDED (ELECTRICAL PROPERTIES)

CODE WORD (1)	SIZE AWG OR kcmil	STRANDING NO. X DIA. INCHES		CROSS-SECTION SQ. INCHES		O.D. INCHES	RESISTANCE (4) OHMS/1000 FT			AMPACITY 75°C (5)	GEOMETRIC MEAN RADIUS FT	INDUCTIVE REACTANCE OHM/1000 FT (6)	CAPACITIVE REACTANCE MEGAOHM 1000 FT (6)
		AL	STEEL	TOTAL	AL		DC @ 20°C	AC @ 25°C	AC @ 75°C				
Pheasant/AW	1272.0	54x0.1535	19x0.0921	1.1259	0.9993	1.381	0.0132	0.0140	0.0171	1195	0.0460	0.0708	0.4471
Ringdove/AW	1351.5	42x0.1794	7x0.0997	1.1163	1.0617	1.376	0.0126	0.0136	0.0165	1210	0.0449	0.0713	0.4478
Dipper/AW	1351.5	45x0.1733	7x0.1155	1.1348	1.0614	1.386	0.0126	0.0135	0.0164	1220	0.0455	0.0710	0.4466
- none -	1351.5	48x0.1678	7x0.1305	1.1551	1.0614	1.398	0.0125	0.0134	0.0163	1225	0.0461	0.0707	0.4452
Martin/AW	1351.5	54x0.1582	19x0.0949	1.1958	1.0614	1.424	0.0124	0.0132	0.0161	1240	0.0474	0.0701	0.4424
Popinjay/AW	1431.0	42x0.1846	7x0.1026	1.1820	1.1241	1.415	0.0119	0.0129	0.0157	1255	0.0462	0.0707	0.4434
Bobolink/AW	1431.0	45x0.1783	7x0.1189	1.2013	1.1236	1.426	0.0119	0.0128	0.0155	1260	0.0468	0.0704	0.4421
Wagtail/AW	1431.0	48x0.1727	7x0.1343	1.2235	1.1244	1.439	0.0118	0.0127	0.0154	1270	0.0474	0.0701	0.4408
Plover/AW	1431.0	54x0.1628	19x0.0977	1.2665	1.1241	1.465	0.0117	0.0125	0.0152	1285	0.0488	0.0694	0.4379
Nuthatch/AW	1510.5	45x0.1832	7x0.1221	1.2682	1.1862	1.466	0.0112	0.0122	0.0148	1305	0.0481	0.0698	0.4379
Parrot/AW	1510.5	54x0.1672	19x0.1003	1.3358	1.1856	1.505	0.0111	0.0119	0.0145	1325	0.0501	0.0688	0.4337
Ratite/AW	1590.0	42x0.1946	7x0.1081	1.3134	1.2492	1.492	0.0107	0.0118	0.0142	1335	0.0487	0.0695	0.4351
Lapwing/AW	1590.0	45x0.1880	7x0.1253	1.3355	1.2492	1.504	0.0107	0.0117	0.0141	1345	0.0493	0.0692	0.4338
Hornbill/AW	1590.0	48x0.1820	7x0.1416	1.3590	1.2487	1.517	0.0106	0.0116	0.0140	1350	0.0500	0.0689	0.4325
Falcon/AW	1590.0	54x0.1716	19x0.1030	1.4072	1.2489	1.545	0.0105	0.0114	0.0138	1365	0.0514	0.0682	0.4297
Chukar/AW	1780.0	84x0.1456	19x0.0874	1.5126	1.3986	1.602	0.00954	0.0105	0.0123	1465	0.0529	0.0676	0.4240
Seahawk/AW	1869.0	68x0.1658	7x0.0921	1.5148	1.4681	1.603	0.00919	0.0103	0.0120	1480	0.0522	0.0679	0.4239
Mockingbird/AW	2034.5	72x0.1681	7x0.1121	1.6670	1.5979	1.681	0.00845	0.00958	0.0111	1555	0.0549	0.0667	0.4164
Roadrunner/AW	2057.5	76x0.1645	19x0.0768	1.7033	1.6152	1.700	0.00833	0.00942	0.0110	1575	0.0558	0.0663	0.4146
Bluebird/AW	2156.0	84x0.1602	19x0.0961	1.8310	1.6931	1.762	0.00788	0.00891	0.0104	1635	0.0582	0.0654	0.4090
Kiwi/AW	2167.0	72x0.1735	7x0.1157	1.7758	1.7022	1.735	0.00794	0.00910	0.0106	1610	0.0567	0.0660	0.4115
Thrasher/AW	2312.0	76x0.1744	19x0.0814	1.9144	1.8155	1.802	0.00741	0.00858	0.00993	1680	0.0591	0.0650	0.4055
Joree/AW	2515.0	76x0.1819	19x0.0849	2.0826	1.9750	1.880	0.00681	0.00804	0.00926	1760	0.0616	0.0640	0.3989

ACSR/AW, ALUMINUM CONDUCTOR, ALUMINUM-CLAD, STEEL-REINFORCED, CONCENTRIC-LAY-STRANDED-HIGH-STRENGTH STRANDING (ELECTRICAL PROPERTIES)

CODE WORD (1)	SIZE AWG OR kcmil	STRANDING NO. X DIA. INCHES		CROSS-SECTION SQ. INCHES		O.D. INCHES	RESISTANCE (4) OHMS/1000 FT			AMPACITY 75°C (5)	GEOMETRIC MEAN RADIUS FT	INDUCTIVE REACTANCE OHM/1000 FT (6)	CAPACITIVE REACTANCE MEGAOHM 1000 FT (6)
		AL	STEEL	TOTAL	AL		DC @ 20°C	AC @ 25°C	AC @ 75°C				
Grouse/AW	80.0	8x0.1000	1x0.1670	0.0847	0.0628	0.367	0.193	0.197	0.274	210	0.0037	0.1287	0.6548
Petrel/AW	101.8	12x0.0921	7x0.0921	0.1266	0.0799	0.461	0.142	0.145	0.219	250	0.0036	0.1296	0.6192
Minorca/AW	110.8	12x0.0961	7x0.0961	0.1378	0.0870	0.480	0.131	0.133	0.204	260	0.0039	0.1275	0.6125
Leghorn/AW	134.6	12x0.1059	7x0.1059	0.1674	0.1057	0.530	0.108	0.110	0.175	290	0.0048	0.1226	0.5973
Guinea/AW	159.0	12x0.1151	7x0.1151	0.1977	0.1249	0.576	0.0912	0.0929	0.153	315	0.0057	0.1189	0.5843
Dotterel/AW	176.9	12x0.1214	7x0.1214	0.2199	0.1389	0.607	0.0820	0.0835	0.140	335	0.0062	0.1167	0.5759
Dorking/AW	190.8	12x0.1261	7x0.1261	0.2373	0.1499	0.630	0.0760	0.0774	0.133	350	0.0065	0.1157	0.5700
Brahma/AW	203.2	16x0.1127	19x0.0977	0.3020	0.1596	0.714	0.0657	0.0669	0.120	380	0.0075	0.1124	0.5505
Cochin/AW	211.3	12x0.1327	7x0.1327	0.2628	0.1660	0.663	0.0686	0.0699	0.121	370	0.0073	0.1130	0.5620

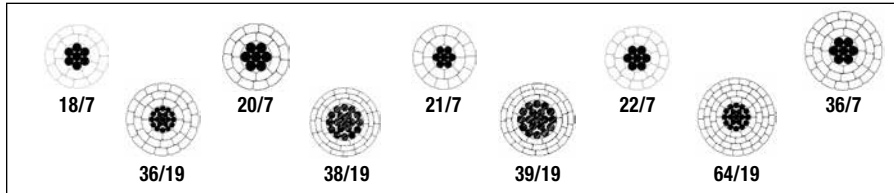
- (1) Code words shown, including suffix /AW, denote ACSR with aluminum-clad steel core. See the Options section to find the appropriate code word modifier designation for alternative design options.
- (4) Based on a conductivity of 61.2% (minimum lot average) IACS at 20°C for aluminum and 20.3% IACS at 20°C for the aluminum-clad steel core. AC resistance for single-layer and three-layer designs approximates the effects of core magnetization. To convert to ohms/mile, multiply by 5.28. To convert to ohms/km, multiply by 3.281.
- (5) Based on a conductor temperature of 75°C at 60 Hz and the following conditions: 25°C ambient temperature, 2 ft/sec crosswind (90° to conductor), 0.5 coefficient of emissivity, 0.5 coefficient of absorptivity, 30° northern latitude, sea level elevation, 90° azimuth of line (East-West), clear atmosphere, and a date and time of noon on July 1 (resulting in 96.0 W/ft² of solar and sky radiated heat). Actual ampacity will differ based on local conditions. For specific ampacities, please contact your General Cable sales representative.
- (6) Values for inductive reactance and capacitive reactance are expressed in terms of a 1 ft radius.



Notes

TransPowr® ACSR/TW Bare Overhead Conductor

Trapezoidal Aluminum Conductor Steel-Reinforced Concentric-Lay-Stranded



Product Construction:

Complete Conductor:

TransPowr® ACSR/TW is a trapezoidal aluminum conductor steel-reinforced concentric-lay-stranded conductor. The aluminum strands are trapezoidal in shape.

The wedge-shaped aluminum strands enable a more compact alignment of the aluminum wires. Conductor designs that maintain the same circular mil cross-sectional area of aluminum as a conventional round conductor result in a TW conductor that is 10 to 15 percent smaller in overall diameter. Conductor designs that maintain the same overall diameter as a conventional round conductor result in a TW conductor that has 20 to 25 percent more aluminum cross-sectional area packed in.

The ACSR/TW conductors are manufactured in accordance with the requirements of the latest issue of ASTM B779.

The steel strands form the central core of the conductor, around which is stranded two, three or four layers of aluminum 1350-H19 wires. The steel core may consist of a concentric stranded cable of 7, 19 or more wires. Numerous combinations of aluminum and steel strands and layers are possible. The sizes and constructions listed on the following pages are common examples used in overhead lines.

For ACSR/TW conductors, the standard Class A galvanized coating is usually adequate for ordinary environments.

Features and Benefits:

TransPowr® ACSR/TW has a continuous operating temperature rating of 75°C. ACSR and ACSR/TW conductors have an "industry-accepted" short-duration maximum operating temperature rating of 100°C. Operation of the conductor at elevated temperatures may increase the conductor sag properties and lower the rated tensile strength of the conductor.

TransPowr® ACSR/TW conductors are recognized for their record of economy, dependability and favorable strength-to-weight ratio. ACSR/TW conductors constructed of equivalent aluminum circular mil cross-sectional area provide a conductor that is smaller in overall diameter than the equivalent conventional round wire ACSR conductor. The reduced conductor diameter is advantageous in reducing the effects of ice and wind loading on the conductor.

ACSR/TW conductors constructed to be equivalent overall diameter enable a greater circular mil cross-sectional area of aluminum within the conductor, reducing power loss in the conductor for day-to-day operations as well as allowing a significant increase in conductor current-carrying capacity.

Applications:

Trapezoidal aluminum conductors steel-reinforced (ACSR/TW) are used for overhead transmission lines.

Options:

- High-conductivity aluminum (/HC) (62.2% IACS)
- Regular-strength Class C galvanized steel core (/GC2)
- High-strength Class A galvanized steel core (/GA3 to ASTM B606)
- Extra-high-strength Class A galvanized steel core (/GA4 to ASTM B957)
- Ultra-high-strength Class A galvanized steel core (/GA5 to ASTM B957)
- Regular-strength Class A zinc-5% aluminum mischmetal alloy-coated steel core (/MA2 to ASTM B802)
- High-strength Class A zinc-5% aluminum mischmetal alloy-coated steel core (/MA3 to ASTM B803)
- Extra-high-strength Class A zinc-5% aluminum mischmetal alloy-coated steel core (/MA4 to ASTM B958)
- Ultra-high-strength Class A zinc-5% aluminum mischmetal alloy-coated steel core (/MA5 to ASTM B958)
- Aluminum-clad steel core (/AW)
- Non-specular surface finish (/NS)

For more information, or information on other conductor sizes, designs and/or specific installation requirements not shown in the tables, contact your General Cable sales representative or e-mail info@generalcable.com.

TransPowr® ACSR/TW Bare Overhead Conductor

Trapezoidal Aluminum Conductor Steel-Reinforced Concentric-Lay-Stranded



**ACSR/TW (MECHANICAL PROPERTIES) - REDUCED DIAMETER -
CONDUCTORS SIZED TO HAVE EQUIVALENT CIRCULAR MIL AREA TO REGULAR ACSR**

CODE WORD (1)	SIZE AWG OR kcmil	TYPE	NO. AL WIRES	FILL FACTOR	EQUIVALENT AL DIA. INCHES	STEEL CORE NO. X DIA. INCHES	STEEL CORE O.D. INCHES	CROSS-SECTION SQ. INCHES			APPROX. WEIGHT LB/1000 FT (2)			PERCENT BY MASS		RATED STRENGTH LBS			STANDARD PACKAGES (3)		
								TOTAL	AL	O.D. INCHES	TOTAL	AL	STEEL	AL	STEEL	GA2	GA3 (HS)	GA5 (UHS)	REEL DESIGNATION	WEIGHT LBS	LENGTH FEET
Oriole/ACSR/TW	336.4	23	17	88.7	0.1407	7x0.1059	0.3177	0.3258	0.2642	0.69	526	318	209	60.34	39.66	17100	18300	19500	RMT 84.36	7743	14720
																			NR 60.28	4276	8130
Flicker/ACSR/TW	477.0	13	18	91.3	0.1628	7x0.0940	0.2820	0.4234	0.3748	0.78	612	448	164	73.14	26.86	17200	18100	19000	RM 84.36	6765	11050
																			NR 60.28	4506	7360
Hawk/ACSR/TW	477.0	16	18	91.3	0.1628	7x0.1053	0.3159	0.4355	0.3745	0.79	655	448	206	68.47	31.53	19400	20500	21700	RMT 84.36	7233	11050
																			NR 60.28	3620	5530
Hen/ACSR/TW	477.0	23	16	88.7	0.1727	7x0.1261	0.3783	0.4620	0.3746	0.83	746	450	296	60.34	39.66	23600	25300	27000	RM 68.38	7288	9770
																			NR 60.28	3648	4890
Parakeet/ACSR/TW	556.5	13	18	92.0	0.1758	7x0.1015	0.3045	0.4938	0.4372	0.84	714	522	192	73.15	26.85	20000	21100	22200	RM 68.38	6770	9480
																			NR 60.28	3385	4740
Dove/ACSR/TW	556.5	16	20	91.8	0.1668	7x0.1138	0.3414	0.5083	0.4371	0.85	764	523	241	68.45	31.55	22600	24000	25300	RMT 84.36	8036	10520
																			NR 60.28	4018	5260
Rook/ACSR/TW	636.0	13	18	92.6	0.1880	7x0.1085	0.3255	0.5641	0.4994	0.89	816	597	219	73.15	26.85	22900	24100	25400	RM 68.38	6766	8290
																			NR 60.28	3387	4150
Grosbeak/ACSR/TW	636.0	16	20	92.0	0.1783	7x0.1216	0.3648	0.5809	0.4996	0.91	873	598	275	68.47	31.53	25400	27000	28600	RMT 84.36	8030	9200
																			NR 66.28	4015	4600
Tern/ACSR/TW	795.0	7	17	93.5	0.2163	7x0.0888	0.2664	0.6680	0.6247	0.96	892	745	147	83.54	16.46	21900	22700	23500	RM 68.38	5601	6280
																			NR 60.28	2801	3140
Puffin/ACSR/TW	795.0	11	21	93.5	0.1945	7x0.1108	0.3324	0.6916	0.6241	0.98	974	746	229	76.55	23.45	26200	27500	28800	RMT 84.36	7542	7740
																			NR 60.28	3771	3870
Condor/ACSR/TW	795.0	13	21	93.0	0.1945	7x0.1213	0.3639	0.7051	0.6242	0.99	1020	746	274	73.15	26.85	28200	29800	31300	RMT 84.36	7896	7740
																			NR 60.28	3948	3870
Drake/ACSR/TW	795.0	16	20	93.1	0.1993	7x0.1360	0.4080	0.7259	0.6242	1.01	1091	747	344	68.45	31.55	31800	33800	35700	RMT 84.36	8042	7370
																			NR 60.28	4016	3680
Mallard/ACSR/TW	795.0	23	22	93.0	0.1901	19x0.0977	0.4885	0.7668	0.6244	1.046	1234	751	483	60.84	39.16	38700	41400	44000	RMT 84.36	9946	8060
																			NR 60.28	3973	3220
Phoenix/ACSR/TW	954.0	5	30	92.9	0.1784	7x0.0837	0.2511	0.7882	0.7497	1.04	1028	898	130	87.32	12.68	23800	24500	25200	RMT 84.45	9448	9190
																			NR 66.28	4729	4600
Rail/ACSR/TW	954.0	7	33	92.2	0.1700	7x0.0971	0.2913	0.8011	0.7493	1.06	1074	899	175	83.66	16.34	25900	26900	27900	RMT 84.45	10848	10100
																			RM 68.38	5424	5050
Cardinal/ACSR/TW	954.0	13	21	93.9	0.2131	7x0.1329	0.3987	0.8463	0.7492	1.08	1224	895	329	73.15	26.85	33500	35400	37200	RMT 84.36	7896	6450
																			NR 60.28	3942	3220
Snowbird/ACSR/TW	1033.5	5	30	92.5	0.1856	7x0.0871	0.2613	0.8532	0.8115	1.09	1114	972	141	87.32	12.68	25700	26500	27300	RMT 84.45	9455	8490
																			RM 66.32	4722	4240
Ortolan/ACSR/TW	1033.5	7	33	92.3	0.1769	7x0.1010	0.3030	0.8673	0.8112	1.10	1163	973	190	83.68	16.32	28100	29100	30200	RMT 84.45	10842	9320
																			RM 68.38	5421	4660
Curlew/ACSR/TW	1033.5	13	21	93.7	0.2219	7x0.1383	0.4149	0.9170	0.8118	1.13	1326	970	356	73.15	26.85	36300	38300	40300	RMT 84.36	7890	5950
																			NR 60.28	3952	2980
Avocet/ACSR/TW	1113.0	5	30	93.0	0.1926	7x0.0904	0.2712	0.9186	0.8737	1.13	1199	1047	152	87.32	12.68	27500	28300	29200	RMT 84.36	9439	7870
																			RM 66.32	4726	3940
Bluejay/ACSR/TW	1113.0	7	33	92.7	0.1837	7x0.1049	0.3147	0.9351	0.8746	1.14	1253	1048	205	83.66	16.34	30300	31400	32600	RMT 84.45	10840	8650
																			RM 68.38	5426	4330
Finch/ACSR/TW	1113.0	13	39	91.9	0.1689	19x0.0862	0.4310	0.9845	0.8737	1.18	1427	1051	376	73.64	26.36	39100	41200	43200	RMT 90.45	14556	10200
																			RMT 84.36	7278	5100
Oxbird/ACSR/TW	1192.5	5	30	93.2	0.1993	7x0.0936	0.2808	0.9843	0.9361	1.17	1285	1122	163	87.31	12.69	29400	30400	31300	RMT 84.36	9446	7350
																			RM 66.32	4717	3670
Bunting/ACSR/TW	1192.5	7	33	93.0	0.1901	7x0.1086	0.3258	1.0016	0.9368	1.18	1343	1123	220	83.65	16.35	32400	33700	34900	RMT 84.45	10849	8080
																			RM 68.38	5425	4040

(1) Code words shown denote ACSR/TW with regular-strength Class A galvanized steel core (GA2). See the Options section to find the appropriate code word modifier designation for alternative design options.

(2) Due to rounding, total values may not exactly equal the sum of the component values.

(3) Weights shown are for conductor only and do not include the reel. Normal length and shipping tolerances apply.

Dimensions and weights not designated minimum or maximum are nominal values and subject to manufacturing tolerances. In this context, weight means mass.

TransPowr[®] ACSR/TW Bare Overhead Conductor

Trapezoidal Aluminum Conductor Steel-Reinforced Concentric-Lay-Stranded



ACSR/TW (ELECTRICAL PROPERTIES) - REDUCED DIAMETER - CONDUCTORS SIZED TO HAVE EQUIVALENT CIRCULAR MIL AREA TO REGULAR ACSR

CODE WORD (1)	SIZE AWG OR kcmil	TYPE	NO. AL WIRES	FILL FACTOR	EQUIVALENT AL DIA. INCHES	STEEL CORE NO. X DIA. INCHES	STEEL CORE O.D. INCHES	CROSS-SECTION SQ. INCHES		O.D. INCHES	RESISTANCE (4) OHMS/1000 FT			AMPACITY 75°C (5)	GEOMETRIC MEAN RADIUS FT	INDUCTIVE REACTANCE OHM/1000 FT (6)	CAPACITIVE REACTANCE MEGA OHM 1000 FT (6)
								TOTAL	AL		DC @ 20°C	AC @ 25°C	AC @ 75°C				
Oriole/ACSR/TW	336.4	23	17	88.7	0.1407	7x0.1059	0.3177	0.3258	0.2642	0.69	0.0502	0.0513	0.0613	525	0.0236	0.0861	0.5553
Flicker/ACSR/TW	477.0	13	18	91.3	0.1628	7x0.0940	0.2820	0.4234	0.3748	0.78	0.0357	0.0366	0.0437	640	0.0259	0.0839	0.5375
Hawk/ACSR/TW	477.0	16	18	91.3	0.1628	7x0.1053	0.3159	0.4355	0.3745	0.79	0.0356	0.0364	0.0435	645	0.0266	0.0834	0.5349
Hen/ACSR/TW	477.0	23	16	88.7	0.1727	7x0.1261	0.3783	0.4620	0.3746	0.83	0.0354	0.0362	0.0433	655	0.0280	0.0822	0.5278
Parakeet/ACSR/TW	556.5	13	18	92.0	0.1758	7x0.1015	0.3045	0.4938	0.4372	0.84	0.0306	0.0314	0.0375	705	0.0279	0.0822	0.5259
Dove/ACSR/TW	556.5	16	20	91.8	0.1668	7x0.1138	0.3414	0.5083	0.4371	0.85	0.0305	0.0313	0.0374	710	0.0287	0.0816	0.5232
Rook/ACSR/TW	636.0	13	18	92.6	0.1880	7x0.1085	0.3255	0.5641	0.4994	0.89	0.0268	0.0275	0.0329	765	0.0298	0.0808	0.5159
Grosbeak/ACSR/TW	636.0	16	20	92.0	0.1783	7x0.1216	0.3648	0.5809	0.4996	0.91	0.0267	0.0274	0.0327	770	0.0307	0.0801	0.5129
Tern/ACSR/TW	795.0	7	17	93.5	0.2163	7x0.0888	0.2664	0.6680	0.6247	0.96	0.0215	0.0223	0.0266	870	0.0315	0.0795	0.5042
Puffin/ACSR/TW	795.0	11	21	93.5	0.1945	7x0.1108	0.3324	0.6916	0.6241	0.98	0.0215	0.0222	0.0264	875	0.0327	0.0786	0.5009
Condor/ACSR/TW	795.0	13	21	93.0	0.1945	7x0.1213	0.3639	0.7051	0.6242	0.99	0.0214	0.0221	0.0264	880	0.0333	0.0782	0.4987
Drake/ACSR/TW	795.0	16	20	93.1	0.1993	7x0.1360	0.4080	0.7259	0.6242	1.01	0.0213	0.0220	0.0262	885	0.0342	0.0776	0.4962
Mallard/ACSR/TW	795.0	23	22	93.0	0.1901	19x0.0977	0.4885	0.7668	0.6244	1.046	0.0213	0.0219	0.0261	895	0.0360	0.0764	0.4907
Phoenix/ACSR/TW	954.0	5	30	92.9	0.1784	7x0.0837	0.2511	0.7882	0.7497	1.04	0.0181	0.0190	0.0233	950	0.0343	0.0775	0.4910
Rail/ACSR/TW	954.0	7	33	92.2	0.1700	7x0.0971	0.2913	0.8011	0.7493	1.06	0.0180	0.0189	0.0232	955	0.0350	0.0771	0.4889
Cardinal/ACSR/TW	954.0	13	21	93.9	0.2131	7x0.1329	0.3987	0.8463	0.7492	1.08	0.0178	0.0185	0.0221	985	0.0364	0.0762	0.4851
Snowbird/ACSR/TW	1033.5	5	30	92.5	0.1856	7x0.0871	0.2613	0.8532	0.8115	1.09	0.0167	0.0176	0.0215	995	0.0357	0.0766	0.4844
Ortolan/ACSR/TW	1033.5	7	33	92.3	0.1769	7x0.1010	0.3030	0.8673	0.8112	1.10	0.0167	0.0175	0.0215	1000	0.0364	0.0762	0.4827
Curlew/ACSR/TW	1033.5	13	21	93.7	0.2219	7x0.1383	0.4149	0.9170	0.8118	1.13	0.0165	0.0171	0.0204	1035	0.0379	0.0752	0.4787
Avocet/ACSR/TW	1113.0	5	30	93.0	0.1926	7x0.0904	0.2712	0.9186	0.8737	1.13	0.0155	0.0164	0.0200	1045	0.0370	0.0758	0.4790
Bluejay/ACSR/TW	1113.0	7	33	92.7	0.1837	7x0.1049	0.3147	0.9351	0.8746	1.14	0.0155	0.0163	0.0200	1050	0.0377	0.0753	0.4772
Finch/ACSR/TW	1113.0	13	39	91.9	0.1689	19x0.0862	0.4310	0.9845	0.8737	1.18	0.0154	0.0162	0.0198	1065	0.0399	0.0740	0.4716
Oxbird/ACSR/TW	1192.5	5	30	93.2	0.1993	7x0.0936	0.2808	0.9843	0.9361	1.17	0.0145	0.0154	0.0188	1090	0.0382	0.0750	0.4738
Bunting/ACSR/TW	1192.5	7	33	93.0	0.1901	7x0.1086	0.3258	1.0016	0.9368	1.18	0.0144	0.0153	0.0187	1095	0.0390	0.0746	0.4720

(1) Code words shown denote ACSR/TW with regular-strength Class A galvanized steel core (/GA2). See the Options section to find the appropriate code word modifier designation for alternative design options.
 (4) Based on a conductivity of 61.2% (minimum lot average) IACS at 20°C for aluminum and 8% IACS at 20°C for the steel core. AC resistance for single-layer and three-layer designs approximates the effects of core magnetization. To convert to ohms/mile, multiply by 5.28. To convert to ohms/km, multiply by 3.281.
 (5) Based on a conductor temperature of 75°C at 60 Hz and the following conditions: 25°C ambient temperature, 2 ft/sec crosswind (90° to conductor), 0.5 coefficient of emissivity, 0.5 coefficient of absorptivity, 30° northern latitude, sea level elevation, 90° azimuth of line (East-West), clear atmosphere, and a date and time of noon on July 1 (resulting in 96.0 W/ft² of solar and sky radiated heat). Actual ampacity will differ based on local conditions. For specific ampacities, please contact your General Cable sales representative.
 (6) Values for inductive reactance and capacitive reactance are expressed in terms of a 1 ft radius.



TransPowr® ACSR/TW Bare Overhead Conductor

Trapezoidal Aluminum Conductor Steel-Reinforced Concentric-Lay-Stranded



ACSR/TW (MECHANICAL PROPERTIES) - REDUCED DIAMETER - CONDUCTORS SIZED TO HAVE EQUIVALENT CIRCULAR MIL AREA TO REGULAR ACSR

CODE WORD (1)	SIZE AWG OR kcmil	TYPE	NO. AL WIRES	FILL FACTOR	EQUIVALENT AL DIA. INCHES	STEEL CORE NO. X DIA. INCHES	STEEL CORE O.D. INCHES	CROSS-SECTION SQ. INCHES		O.D. INCHES	APPROX. WEIGHT LB/1000 FT (2)			PERCENT BY MASS		RATED STRENGTH LBS			STANDARD PACKAGES (3)		
								TOTAL	AL		TOTAL	AL	STEEL	AL	STEEL	GA2	GA3 (HS)	GA5 (UHS)	REEL DESIGNATION	WEIGHT LBS	LENGTH FEET
Grackle/ACSR/TW	1192.5	13	39	92.3	0.1749	19x0.0892	0.4460	1.0556	0.9369	1.22	1529	1126	403	73.65	26.35	41900	44100	46300	RMT 90.45	14569	9530
																			RM 72.36	7277	4760
Scissortail/ACSR/TW	1272.0	5	30	93.6	0.2059	7x0.0967	0.2901	1.0508	0.9994	1.20	1371	1197	174	87.30	12.70	31400	32400	33400	RMT 84.36	9460	6900
																			RM 66.32	4730	3450
Bittern/ACSR/TW	1272.0	7	33	93.3	0.1964	7x0.1121	0.3363	1.0685	0.9994	1.22	1432	1198	234	83.67	16.33	34600	35900	37200	RMT 84.45	10854	7580
																			RM 68.38	5427	3790
Pheasant/ACSR/TW	1272.0	13	39	93.0	0.1806	19x0.0921	0.4605	1.1252	0.9987	1.26	1630	1201	429	73.66	26.34	44100	46400	48800	RMT 90.45	14559	8930
																			RM 72.36	7272	4460
Dipper/ACSR/TW	1351.5	7	33	93.5	0.2024	7x0.1155	0.3465	1.1350	1.0616	1.25	1521	1273	248	83.68	16.32	36700	38100	39500	RMT 84.45	10847	7130
																			RM 68.38	5416	3560
Martin/ACSR/TW	1351.5	13	39	93.0	0.1861	19x0.0949	0.4745	1.1954	1.0610	1.30	1732	1276	456	73.68	26.32	46800	49300	51800	RMT 90.45	14548	8400
																			RM 72.36	7274	4200
Bobolink/ACSR/TW	1431.0	7	33	93.0	0.2083	7x0.1189	0.3567	1.2020	1.1243	1.29	1611	1348	263	83.67	16.33	38900	40400	41900	RMT 84.45	10842	6730
																			RM 68.38	5413	3360
Plover/ACSR/TW	1431.0	13	39	93.0	0.1916	19x0.0977	0.4885	1.2666	1.1242	1.33	1834	1351	483	73.66	26.34	49600	52200	54900	RMT 90.45	14565	7940
																			RM 72.36	7282	3970
Lapwing/ACSR/TW	1590.0	7	36	93.0	0.2102	7x0.1253	0.3759	1.3351	1.2488	1.36	1790	1498	292	83.67	16.33	42200	43900	45500	RMT 84.45	11831	6610
																			RM 68.38	5906	3300
Falcon/ACSR/TW	1590.0	13	42	93.5	0.1946	19x0.1030	0.5150	1.4066	1.2483	1.40	2038	1501	537	73.65	26.35	55100	58000	61000	RMT 90.45	15674	7690
																			RMT 84.36	7827	3840
Chukar/ACSR/TW	1780.0	8	38	93.5	0.2164	19x0.0874	0.4370	1.5122	1.3982	1.45	2061	1674	387	81.24	18.76	50700	52800	54900	RMT 90.45	12859	6240
																			RM 68.38	6430	3120
Bluebird/ACSR/TW	2156.0	8	64	91.0	0.1835	19x0.0961	0.4805	1.8312	1.6934	1.61	2512	2045	467	81.39	18.61	61100	63700	66200	RMT 96.60	21629	8610
																			RMT 84.45	10802	4300

ACSR/TW (MECHANICAL PROPERTIES) - EQUIVALENT DIAMETER - CONDUCTORS SIZED TO HAVE EQUIVALENT DIAMETER TO REGULAR ACSR

CODE WORD (1)	SIZE AWG OR kcmil	TYPE	NO. AL WIRES	FILL FACTOR	EQUIVALENT AL DIA. INCHES	STEEL CORE NO. X DIA. INCHES	STEEL CORE O.D. INCHES	CROSS-SECTION SQ. INCHES		O.D. INCHES	APPROX. WEIGHT LB/1000 FT (2)			PERCENT BY MASS		RATED STRENGTH LBS			STANDARD PACKAGES (3)		
								TOTAL	AL		TOTAL	AL	STEEL	AL	STEEL	GA2	GA3 (HS)	GA5 (UHS)	REEL DESIGNATION	WEIGHT LBS	LENGTH FEET
Calument/ACSR/TW	565.3	16	20	91.5	0.1681	7x0.1146	0.3438	0.5161	0.4438	0.86	776	531	244	68.48	31.52	22900	24300	25700	RMT 84.36	8027	10350
																			NR 60.28	4010	5170
Mohawk/ACSR/TW	571.7	13	18	92.2	0.1782	7x0.1030	0.3090	0.5072	0.4489	0.85	734	537	197	73.10	26.90	20600	21700	22800	RM 66.38	6768	9220
																			NR 60.28	3384	4610
Oswego/ACSR/TW	664.8	16	20	92.3	0.1823	7x0.1244	0.3732	0.6073	0.5222	0.93	913	625	288	68.44	31.56	26600	28200	29900	RMT 84.36	8032	8800
																			NR 60.28	4016	4400
Mystic/ACSR/TW	666.6	13	20	92.3	0.1826	7x0.1111	0.3333	0.5915	0.5236	0.91	855	626	230	73.14	26.86	24000	25300	26600	RMT 84.36	7519	8790
																			NR 60.28	3755	4390
Wabash/ACSR/TW	762.8	16	20	92.9	0.1953	7x0.1331	0.3993	0.6963	0.5989	0.99	1046	717	330	68.49	31.51	30500	32400	34200	RMT 84.36	8026	7670
																			NR 60.28	4008	3830
Maumee/ACSR/TW	768.2	13	20	93.0	0.1960	7x0.1195	0.3585	0.6817	0.6032	0.98	987	721	266	73.07	26.93	27700	29200	30700	RMT 84.36	7520	7620
																			NR 60.28	3760	3810
Kettle/ACSR/TW	957.2	7	33	92.2	0.1703	7x0.0973	0.2919	0.8038	0.7518	1.06	1078	902	176	83.65	16.35	26000	27000	28000	RMT 84.45	10843	10060
																			RM 68.38	5421	5030
Suwanee/ACSR/TW	959.6	16	22	93.4	0.2089	7x0.1493	0.4479	0.8764	0.7539	1.11	1317	902	415	68.49	31.51	37200	40100	42500	RMT 84.36	8834	6710
																			RM 66.32	4410	3350
Columbia/ACSR/TW	966.2	13	21	93.6	0.2145	7x0.1338	0.4014	0.8576	0.7591	1.09	1240	907	333	73.13	26.87	34000	35800	37700	RMT 84.36	7899	6370
																			RM 66.32	3943	3180

(1) Code words shown denote ACSR/TW with regular-strength Class A galvanized steel core (/GA2). See the Options section to find the appropriate code word modifier designation for alternative design options.

(2) Due to rounding, total values may not exactly equal the sum of the component values.

(3) Weights shown are for conductor only and do not include the reel. Normal length and shipping tolerances apply.

Dimensions and weights not designated minimum or maximum are nominal values and subject to manufacturing tolerances. In this context, weight means mass.

TransPowr® ACSR/TW Bare Overhead Conductor

Trapezoidal Aluminum Conductor Steel-Reinforced Concentric-Lay-Stranded



ACSR/TW (ELECTRICAL PROPERTIES) - REDUCED DIAMETER - CONDUCTORS SIZED TO HAVE EQUIVALENT CIRCULAR MIL AREA TO REGULAR ACSR

CODE WORD (1)	SIZE AWG OR kcmil	TYPE	NO. AL WIRES	FILL FACTOR	EQUIVALENT AL DIA. INCHES	STEEL CORE NO. X DIA. INCHES	STEEL CORE O.D. INCHES	CROSS-SECTION SQ. INCHES		O.D. INCHES	RESISTANCE (4) OHMS/1000 FT			AMPACITY 75°C (5)	GEOMETRIC MEAN RADIUS FT	INDUCTIVE REACTANCE OHM/1000 FT (6)	CAPACITIVE REACTANCE MEGAOHM 1000 FT (6)
								TOTAL	AL		DC @ 20°C	AC @ 25°C	AC @ 75°C				
Grackle/ACSR/TW	1192.5	13	39	92.3	0.1749	19x0.0892	0.4460	1.0556	0.9369	1.22	0.0144	0.0151	0.0185	1110	0.0412	0.0733	0.4665
Scissortail/ACSR/TW	1272.0	5	30	93.6	0.2059	7x0.0967	0.2901	1.0508	0.9994	1.20	0.0135	0.0145	0.0176	1130	0.0394	0.0743	0.4690
Bittern/ACSR/TW	1272.0	7	33	93.3	0.1964	7x0.1121	0.3363	1.0685	0.9994	1.22	0.0135	0.0144	0.0176	1135	0.0402	0.0739	0.4672
Pheasant/ACSR/TW	1272.0	13	39	93.0	0.1806	19x0.0921	0.4605	1.1252	0.9987	1.26	0.0135	0.0142	0.0174	1155	0.0424	0.0726	0.4619
Dipper/ACSR/TW	1351.5	7	33	93.5	0.2024	7x0.1155	0.3465	1.1350	1.0616	1.25	0.0127	0.0136	0.0166	1180	0.0414	0.0732	0.4626
Martin/ACSR/TW	1351.5	13	39	93.0	0.1861	19x0.0949	0.4745	1.1954	1.0610	1.30	0.0127	0.0135	0.0164	1195	0.0437	0.0719	0.4572
Bobolink/ACSR/TW	1431.0	7	33	93.0	0.2083	7x0.1189	0.3567	1.2020	1.1243	1.29	0.0120	0.0129	0.0157	1220	0.0427	0.0725	0.4578
Plover/ACSR/TW	1431.0	13	39	93.0	0.1916	19x0.0977	0.4885	1.2666	1.1242	1.33	0.0120	0.0128	0.0155	1240	0.0450	0.0713	0.4527
Lapwing/ACSR/TW	1590.0	7	36	93.0	0.2102	7x0.1253	0.3759	1.3351	1.2488	1.36	0.0108	0.0118	0.0142	1300	0.0450	0.0712	0.4495
Falcon/ACSR/TW	1590.0	13	42	93.5	0.1946	19x0.1030	0.5150	1.4066	1.2483	1.40	0.0108	0.0116	0.0140	1320	0.0474	0.0701	0.4448
Chukar/ACSR/TW	1780.0	8	38	93.5	0.2164	19x0.0874	0.4370	1.5122	1.3982	1.45	0.00964	0.0106	0.0127	1400	0.0482	0.0697	0.4398
Bluebird/ACSR/TW	2156.0	8	64	91.0	0.1835	19x0.0961	0.4805	1.8312	1.6934	1.61	0.00802	0.00900	0.0105	1585	0.0538	0.0672	0.4229

ACSR/TW (ELECTRICAL PROPERTIES) - EQUIVALENT DIAMETER - CONDUCTORS SIZED TO HAVE EQUIVALENT DIAMETER TO REGULAR ACSR

CODE WORD (1)	SIZE AWG OR kcmil	TYPE	NO. AL WIRES	FILL FACTOR	EQUIVALENT AL DIA. INCHES	STEEL CORE NO. X DIA. INCHES	STEEL CORE O.D. INCHES	CROSS-SECTION SQ. INCHES		O.D. INCHES	RESISTANCE (4) OHMS/1000 FT			AMPACITY 75°C (5)	GEOMETRIC MEAN RADIUS FT	INDUCTIVE REACTANCE OHM/1000 FT (6)	CAPACITIVE REACTANCE MEGAOHM 1000 FT (6)
								TOTAL	AL		DC @ 20°C	AC @ 25°C	AC @ 75°C				
Calumet/ACSR/TW	565.3	16	20	91.5	0.1681	7x0.1146	0.3438	0.5161	0.4438	0.86	0.0300	0.0308	0.0368	715	0.0290	0.0814	0.5217
Mohawk/ACSR/TW	571.7	13	18	92.2	0.1782	7x0.1030	0.3090	0.5072	0.4489	0.85	0.0298	0.0306	0.0365	715	0.0283	0.0820	0.5239
Oswego/ACSR/TW	664.8	16	20	92.3	0.1823	7x0.1244	0.3732	0.6073	0.5222	0.93	0.0255	0.0262	0.0313	795	0.0313	0.0796	0.5096
Mystic/ACSR/TW	666.6	13	20	92.3	0.1826	7x0.1111	0.3333	0.5915	0.5236	0.91	0.0255	0.0263	0.0314	790	0.0306	0.0801	0.5120
Wabash/ACSR/TW	762.8	16	20	92.9	0.1953	7x0.1331	0.3993	0.6963	0.5989	0.99	0.0222	0.0229	0.0273	865	0.0335	0.0781	0.4993
Maumee/ACSR/TW	768.2	13	20	93.0	0.1960	7x0.1195	0.3585	0.6817	0.6032	0.98	0.0222	0.0229	0.0273	860	0.0328	0.0786	0.5014
Kettle/ACSR/TW	957.2	7	33	92.2	0.1703	7x0.0973	0.2919	0.8038	0.7518	1.06	0.0180	0.0189	0.0232	955	0.0350	0.0770	0.4886
Suwanee/ACSR/TW	959.6	16	22	93.4	0.2089	7x0.1493	0.4479	0.8764	0.7539	1.11	0.0177	0.0183	0.0218	995	0.0376	0.0754	0.4817
Columbia/ACSR/TW	966.2	13	21	93.6	0.2145	7x0.1338	0.4014	0.8576	0.7591	1.09	0.0176	0.0183	0.0218	995	0.0367	0.0760	0.4839

(1) Code words shown denote ACSR/TW with regular-strength Class A galvanized steel core (/GA2). See the Options section to find the appropriate code word modifier designation for alternative design options.
 (4) Based on a conductivity of 61.2% (minimum lot average) IACS at 20°C for aluminum and 8% IACS at 20°C for the steel core. AC resistance for single-layer and three-layer designs approximates the effects of core magnetization. To convert to ohms/mile, multiply by 5.28. To convert to ohms/km, multiply by 3.281.
 (5) Based on a conductor temperature of 75°C at 60 Hz and the following conditions: 25°C ambient temperature, 2 ft/sec crosswind (90° to conductor), 0.5 coefficient of emissivity, 0.5 coefficient of absorptivity, 30° northern latitude, sea level elevation, 90° azimuth of line (East-West), clear atmosphere, and a date and time of noon on July 1 (resulting in 96.0 W/ft² of solar and sky radiated heat). Actual ampacity will differ based on local conditions. For specific ampacities, please contact your General Cable sales representative.
 (6) Values for inductive reactance and capacitive reactance are expressed in terms of a 1 ft radius.



TransPowr® ACSR/TW Bare Overhead Conductor

Trapezoidal Aluminum Conductor Steel-Reinforced Concentric-Lay-Stranded



**ACSR/TW (MECHANICAL PROPERTIES) - EQUIVALENT DIAMETER -
CONDUCTORS SIZED TO HAVE EQUIVALENT DIAMETER TO REGULAR ACSR**

CODE WORD (1)	SIZE AWG OR kcmil	TYPE	NO. AL WIRES	FILL FACTOR	EQUIVALENT AL DIA. INCHES	STEEL CORE NO. X DIA. INCHES	STEEL CORE O.D. INCHES	CROSS-SECTION SQ. INCHES			APPROX. WEIGHT LB/1000 FT (2)			PERCENT BY MASS		RATED STRENGTH LBS			STANDARD PACKAGES (3)		
								TOTAL	AL	O.D. INCHES	TOTAL	AL	STEEL	AL	STEEL	GA2	GA3 (HS)	GA5 (UHS)	REEL DESIGNATION	WEIGHT LBS	LENGTH FEET
Genesee/ACSR/TW	1158.0	7	33	92.5	0.1873	7x0.1078	0.3234	0.9732	0.9094	1.16	1307	1091	216	83.45	16.55	31600	32900	34100	RMT 84.45	10874	8320
																			RM 68.38	5437	4160
Hudson/ACSR/TW	1158.4	13	26	93.7	0.2111	7x0.1467	0.4401	1.0279	0.9096	1.20	1488	1087	401	73.08	26.92	39600	42500	44700	RMT 84.36	9776	6570
																			RM 66.32	4880	3280
Cheyenne/ACSR/TW	1168.1	5	30	92.9	0.1973	7x0.0926	0.2778	0.9642	0.9170	1.16	1259	1099	160	87.32	12.68	28800	29700	30700	RMT 84.45	9441	7500
																			RM 66.32	4720	3750
Yukon/ACSR/TW	1233.6	13	39	91.0	0.1778	19x0.0910	0.4550	1.0923	0.9688	1.25	1584	1165	419	73.53	26.47	42900	45200	47500	RMT 90.45	14588	9210
																			RMT 84.36	7286	4600
Nelson/ACSR/TW	1257.1	7	35	92.4	0.1895	7x0.1115	0.3345	1.0558	0.9875	1.21	1415	1184	231	83.65	16.35	34200	35500	36800	RMT 84.45	11508	8130
																			RM 68.38	5747	4060
Catawba/ACSR/TW	1272.0	5	30	93.3	0.2059	7x0.0967	0.2901	1.0507	0.9993	1.20	1371	1197	174	87.30	12.70	31400	32400	33400	RMT 84.36	5333	3890
																			RM 66.32	4716	3440
Thames/ACSR/TW	1334.6	13	39	92.6	0.1850	19x0.0944	0.4720	1.1808	1.0479	1.29	1711	1260	451	73.64	26.36	46300	48700	51200	RMT 90.45	14562	8510
																			RM 72.36	7273	4250
Mackenzie/ACSR/TW	1359.7	7	36	92.9	0.1943	7x0.1159	0.3477	1.1413	1.0674	1.26	1531	1281	250	83.67	16.33	36900	38400	39800	RMT 84.45	11832	7730
																			RM 68.38	5909	3860
Truckee/ACSR/TW	1372.5	5	30	93.6	0.2139	7x0.1004	0.3012	1.1337	1.0783	1.25	1479	1291	188	87.32	12.68	33400	34500	35500	RMT 84.36	9451	6390
																			RM 66.32	4718	3190
Merrimack/ACSR/TW	1433.6	13	39	92.1	0.1917	19x0.0978	0.4890	1.2682	1.1255	1.34	1838	1354	484	73.65	26.35	49700	52300	55000	RMT 90.45	14555	7920
																			RM 72.36	7278	3960
Miramichi/ACSR/TW	1455.3	7	36	93.4	0.2010	7x0.1200	0.3600	1.2219	1.1427	1.30	1639	1371	268	83.64	16.36	39200	40700	42200	RMT 84.45	11832	7220
																			RM 68.38	5916	3610
St. Croix/ACSR/TW	1467.8	5	30	93.4	0.2212	7x0.1041	0.3123	1.2127	1.1532	1.29	1583	1381	202	87.26	12.74	35800	36900	38100	RMT 84.36	10320	6520
																			RM 66.32	5160	3260
Rio Grande/ACSR/TW	1533.3	13	39	93.2	0.1983	19x0.1012	0.5060	1.3574	1.2046	1.38	1966	1448	518	73.63	26.37	53200	56000	58900	RMT 90.45	14569	7410
																			RM 72.36	7275	3700
Potomac/ACSR/TW	1557.4	7	36	93.2	0.2080	7x0.1241	0.3723	1.3084	1.2237	1.35	1754	1467	287	83.65	16.35	41900	43600	45200	RMT 84.45	11836	6750
																			RM 68.38	5909	3370
Platte/ACSR/TW	1569.0	5	33	93.7	0.2181	7x0.1074	0.3222	1.2962	1.2328	1.33	1691	1476	215	87.30	12.70	38200	39400	40600	RMT 84.45	10383	6140
																			RM 68.38	5192	3070
Pecos/ACSR/TW	1622.0	13	39	93.1	0.2039	19x0.1064	0.5320	1.4425	1.2736	1.42	2105	1531	573	72.77	27.23	57500	60600	63800	RMT 90.45	14732	7000
																			RM 72.36	7366	3500
Schuykill/ACSR/TW	1657.4	7	36	93.5	0.2145	7x0.1280	0.3840	1.3912	1.3012	1.39	1866	1561	305	83.66	16.34	44000	45700	47500	RMT 84.45	11831	6340
																			RM 68.38	5915	3170
James/ACSR/TW	1730.6	13	39	92.5	0.2107	19x0.1075	0.5375	1.5322	1.3598	1.47	2219	1634	585	73.64	26.36	59400	62600	65800	RMT 90.45	14557	6560
																			RM 72.36	7278	3280
Pee Dee/ACSR/TW	1758.6	7	37	93.0	0.2180	7x0.1319	0.3957	1.4764	1.3807	1.43	1980	1656	324	83.65	16.35	46700	48500	50400	RMT 90.45	12159	6140
																			RM 68.38	6079	3070
Cumberland/ACSR/TW	1926.9	13	42	93.3	0.2142	19x0.1133	0.5665	1.7044	1.5129	1.54	2469	1819	650	73.68	26.32	66000	69600	73100	RMT 90.45	15679	6350
																			RMT 84.36	7827	3170
Athabaska/ACSR/TW	1949.6	7	42	93.4	0.2155	7x0.1392	0.4176	1.6384	1.5318	1.50	2197	1836	361	83.58	16.42	51900	53900	56000	RMT 90.45	13819	6290
																			RM 72.36	6898	3140
Powder/ACSR/TW	2153.8	8	64	92.2	0.1834	19x0.0961	0.4805	1.8293	1.6915	1.60	2510	2042	467	81.37	18.63	61100	63600	66200	RMT 96.60	21611	8610
																			RMT 84.45	10793	4300
Santee/ACSR/TW	2627.3	8	64	93.1	0.2027	19x0.1062	0.5310	2.2328	2.0645	1.76	3062	2492	571	81.36	18.64	74500	77700	80800	RMT 96.60	21621	7060
																			RMT 84.45	10810	3530

(1) Code words shown denote ACSR/TW with regular-strength Class A galvanized steel core (GA2). See the Options section to find the appropriate code word modifier designation for alternative design options.

(2) Due to rounding, total values may not exactly equal the sum of the component values.

(3) Weights shown are for conductor only and do not include the reel. Normal length and shipping tolerances apply.

Dimensions and weights not designated minimum or maximum are nominal values and subject to manufacturing tolerances. In this context, weight means mass.

TransPowr® ACSR/TW Bare Overhead Conductor

Trapezoidal Aluminum Conductor Steel-Reinforced Concentric-Lay-Stranded



ACSR/TW (ELECTRICAL PROPERTIES) - EQUIVALENT DIAMETER - CONDUCTORS SIZED TO HAVE EQUIVALENT DIAMETER TO REGULAR ACSR

CODE WORD (1)	SIZE AWG OR kcmil	TYPE	NO. AL WIRES	FILL FACTOR	EQUIVALENT AL DIA. INCHES	STEEL CORE NO. X DIA. INCHES	STEEL CORE O.D. INCHES	CROSS-SECTION SQ. INCHES		O.D. INCHES	RESISTANCE (4) OHMS/1000 FT			AMPACITY 75°C (5)	GEOMETRIC MEAN RADIUS FT	INDUCTIVE REACTANCE OHM/1000 FT (6)	CAPACITIVE REACTANCE MEGA OHM 1000 FT (6)
								TOTAL	AL		DC @ 20°C	AC @ 25°C	AC @ 75°C				
Genesee/ACSR/TW	1158.0	7	33	92.5	0.1873	7x0.1078	0.3234	0.9732	0.9094	1.16	0.0149	0.0157	0.0192	1075	0.0385	0.0748	0.4739
Hudson/ACSR/TW	1158.4	13	26	93.7	0.2111	7x0.1467	0.4401	1.0279	0.9096	1.20	0.0147	0.0154	0.0183	1110	0.0402	0.0738	0.4697
Cheyenne/ACSR/TW	1168.1	5	30	92.9	0.1973	7x0.0926	0.2778	0.9642	0.9170	1.16	0.0148	0.0157	0.0191	1075	0.0379	0.0752	0.4751
Yukon/ACSR/TW	1233.6	13	39	91.0	0.1778	19x0.0910	0.4550	1.0923	0.9688	1.25	0.0139	0.0147	0.0179	1135	0.0422	0.0728	0.4628
Nelson/ACSR/TW	1257.1	7	35	92.4	0.1895	7x0.1115	0.3345	1.0558	0.9875	1.21	0.0137	0.0146	0.0178	1130	0.0402	0.0739	0.4674
Catawba/ACSR/TW	1272.0	5	30	93.3	0.2059	7x0.0967	0.2901	1.0507	0.9993	1.20	0.0135	0.0145	0.0176	1130	0.0395	0.0743	0.4688
Thames/ACSR/TW	1334.6	13	39	92.6	0.1850	19x0.0944	0.4720	1.1808	1.0479	1.29	0.0128	0.0136	0.0166	1190	0.0435	0.0720	0.4579
Mackenzie/ACSR/TW	1359.7	7	36	92.9	0.1943	7x0.1159	0.3477	1.1413	1.0674	1.26	0.0127	0.0136	0.0165	1185	0.0417	0.0730	0.4617
Truckee/ACSR/TW	1372.5	5	30	93.6	0.2139	7x0.1004	0.3012	1.1337	1.0783	1.25	0.0126	0.0135	0.0164	1185	0.0409	0.0734	0.4631
Merrimack/ACSR/TW	1433.6	13	39	92.1	0.1917	19x0.0978	0.4890	1.2682	1.1255	1.34	0.0119	0.0127	0.0155	1240	0.0452	0.0712	0.4519
Miramichi/ACSR/TW	1455.3	7	36	93.4	0.2010	7x0.1200	0.3600	1.2219	1.1427	1.30	0.0118	0.0127	0.0155	1235	0.0430	0.0723	0.4568
St. Croix/ACSR/TW	1467.8	5	30	93.4	0.2212	7x0.1041	0.3123	1.2127	1.1532	1.29	0.0117	0.0127	0.0154	1235	0.0424	0.0726	0.4576
Rio Grande/ACSR/TW	1533.3	13	39	93.2	0.1983	19x0.1012	0.5060	1.3574	1.2046	1.38	0.0112	0.0120	0.0145	1295	0.0466	0.0705	0.4474
Potomac/ACSR/TW	1557.4	7	36	93.2	0.2080	7x0.1241	0.3723	1.3084	1.2237	1.35	0.0111	0.0120	0.0145	1285	0.0445	0.0715	0.4513
Platte/ACSR/TW	1569.0	5	33	93.7	0.2181	7x0.1074	0.3222	1.2962	1.2328	1.33	0.0110	0.0120	0.0145	1285	0.0438	0.0719	0.4527
Pecos/ACSR/TW	1622.0	13	39	93.1	0.2039	19x0.1064	0.5320	1.4425	1.2736	1.42	0.0105	0.0113	0.0138	1340	0.0482	0.0697	0.4424
Schuylkill/ACSR/TW	1657.4	7	36	93.5	0.2145	7x0.1280	0.3840	1.3912	1.3012	1.39	0.0104	0.0113	0.0137	1335	0.0459	0.0708	0.4467
James/ACSR/TW	1730.6	13	39	92.5	0.2107	19x0.1075	0.5375	1.5322	1.3598	1.47	0.00989	0.0107	0.0130	1390	0.0496	0.0690	0.4374
Pee Dee/ACSR/TW	1758.6	7	37	93.0	0.2180	7x0.1319	0.3957	1.4764	1.3807	1.43	0.00979	0.0108	0.0130	1380	0.0474	0.0701	0.4416
Cumberland/ACSR/TW	1926.9	13	42	93.3	0.2142	19x0.1133	0.5665	1.7044	1.5129	1.54	0.00889	0.00974	0.0117	1485	0.0522	0.0679	0.4296
Athabaska/ACSR/TW	1949.6	7	42	93.4	0.2155	7x0.1392	0.4176	1.6384	1.5318	1.50	0.00883	0.00985	0.0118	1470	0.0499	0.0689	0.4338
Powder/ACSR/TW	2153.8	8	64	92.2	0.1834	19x0.0961	0.4805	1.8293	1.6915	1.60	0.00803	0.00900	0.0105	1580	0.0535	0.0673	0.4239
Santee/ACSR/TW	2627.3	8	64	93.1	0.2027	19x0.1062	0.5310	2.2328	2.0645	1.76	0.00658	0.00767	0.00886	1765	0.0589	0.0651	0.4090

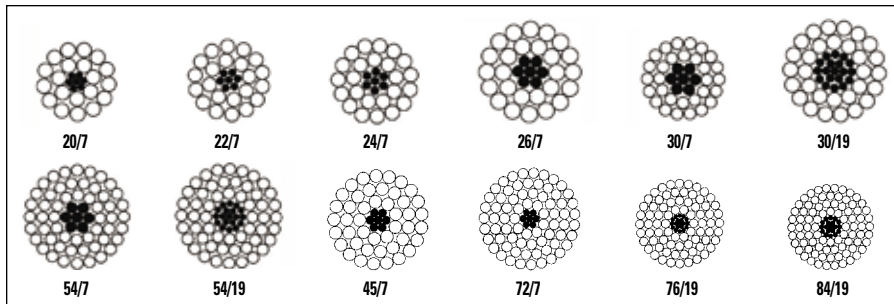
(1) Code words shown denote ACSR/TW with regular-strength Class A galvanized steel core (/GA2). See the Options section to find the appropriate code word modifier designation for alternative design options.
 (4) Based on a conductivity of 61.2% (minimum lot average) IACS at 20°C for aluminum and 8% IACS at 20°C for the steel core. AC resistance for single-layer and three-layer designs approximates the effects of core magnetization. To convert to ohms/mile, multiply by 5.28. To convert to ohms/km, multiply by 3.281.
 (5) Based on a conductor temperature of 75°C at 60 Hz and the following conditions: 25°C ambient temperature, 2 ft/sec crosswind (90° to conductor), 0.5 coefficient of emissivity, 0.5 coefficient of absorptivity, 30° northern latitude, sea level elevation, 90° azimuth of line (East-West), clear atmosphere, and a date and time of noon on July 1 (resulting in 96.0 W/ft² of solar and sky radiated heat). Actual ampacity will differ based on local conditions. For specific ampacities, please contact your General Cable sales representative.
 (6) Values for inductive reactance and capacitive reactance are expressed in terms of a 1 ft radius.



Notes

TransPowr® ACSS Bare Overhead Conductor

Aluminum Conductor Steel-Supported Concentric-Lay-Stranded



Product Construction:

Complete Conductor:

ACSS is a composite concentric-lay-stranded cable. ACSS conductors are manufactured in accordance with the latest issue of ASTM B856. The steel strands form the central core of the cable, around which is stranded one or more layers of aluminum 1350-O wires. The "O" temper of the aluminum, a fully annealed or soft temper, causes most or all of the mechanical load on ACSS to be carried by the steel. Standard ACSS designs are manufactured with regular-strength Class A zinc-5% aluminum mischmetal alloy-coated steel core (/MA2). The steel core may consist of 7, 19, 37 or more wires.

Features and Benefits:

ACSS conductors are similar to conventional ACSR with some very important additional advantages. ACSS can operate continuously at high temperatures up to 250°C without damage, allowing for a significant increase in conductor current-carrying capacity. ACSS sags less under emergency electrical loadings than ACSR, it is self-damping, and its final sags are not affected by long-term creep of the aluminum.

Applications:

Aluminum conductor steel-supported (ACSS) is used for overhead transmission lines. It is especially useful in reconductoring applications requiring increased current with existing tensions and clearances; new line applications where structures can be economized due to reduced sag; new line applications requiring high emergency loadings; and lines where aeolian vibration is a problem.

Options:

- High-strength Class A zinc-5% aluminum mischmetal alloy-coated steel core (/MA3 to ASTM B803)
- Extra-high-strength Class A zinc-5% aluminum mischmetal alloy-coated steel core (/MA4 to ASTM B958)
- Ultra-high-strength Class A zinc-5% aluminum mischmetal alloy-coated steel core (/MA5 to ASTM B958)
- Aluminum-clad steel core (/AW)—see ACSS/AW catalog section

Options (cont'd):

- 250°C operating temperature rating utilizing either the zinc-5% aluminum mischmetal alloy-coated steel core wires or the aluminum-clad steel core wires
- Trapezoidal-shaped aluminum strands (/TW)—see ACSS/TW catalog section
- Non-specular surface finish (/NS)

For more information, or information on other conductor sizes, designs and/or specific installation requirements not shown in the tables, contact your General Cable sales representative or e-mail info@generalcable.com.

TransPowr® ACSS Bare Overhead Conductor

Aluminum Conductor Steel-Supported Concentric-Lay-Stranded



ACSS, CONCENTRIC-LAY-STRADED (MECHANICAL PROPERTIES)

CODE WORD (1)	SIZE AWG OR kcmil	STRANDING NO. X DIA. INCHES		CROSS-SECTION SQ. INCHES		O.D. INCHES	APPROX. WEIGHT LB/1000 FT (2)			PERCENT BY MASS		RATED STRENGTH LBS			STANDARD PACKAGES (3)		
		AL	STEEL	TOTAL	AL		TOTAL	AL	STEEL	AL	STEEL	GA2 OR MA2	GA3 OR MA3 (HS)	GA5 OR MA5 (UHS)	REEL DESIGNATION	WEIGHT POUNDS	LENGTH FEET
Spoonbill/ACSS	266.8	22x0.1101	7x0.0612	0.2300	0.2095	0.624	321	251	70	78.28	21.72	6030	6550	7580	RM 68.38	2810	8755
Scaup/ACSS	266.8	24x0.1054	7x0.0703	0.2366	0.2095	0.633	343	251	92	73.20	26.80	7410	8090	9450	RM 68.38	3265	9520
Partridge/ACSS	266.8	26x0.1013	7x0.0788	0.2437	0.2096	0.642	367	251	116	68.50	31.50	8880	9730	11440	RM 68.38	3790	10330
Junco/ACSS	266.8	30x0.0943	7x0.0943	0.2584	0.2095	0.660	417	252	166	60.35	39.65	11700	13000	15200	RM 68.38	4970	11890
Ostrich/ACSS	300.0	26x0.1074	7x0.0835	0.2739	0.2355	0.680	412	283	130	68.53	31.47	10000	10900	12800	RM 68.38	3785	9190
Trogon/ACSS	336.4	20x0.1297	7x0.0576	0.2825	0.2642	0.692	379	317	62	83.69	16.31	5990	6440	7350	RM 68.38	4780	12610
Woodcock/ACSS	336.4	22x0.1237	7x0.0687	0.2903	0.2644	0.701	405	317	88	78.29	21.71	7610	8250	9550	RMT 84.36 RM 68.38	5620 2810	13880 6940
Widgeon/ACSS	336.4	24x0.1184	7x0.0789	0.2985	0.2642	0.710	433	317	116	73.22	26.78	9340	10200	11900	RMT 84.36 RM 68.38	6550 3275	15130 7565
Linnet/ACSS	336.4	26x0.1137	7x0.0884	0.3070	0.2640	0.720	462	317	145	68.54	31.46	11200	12300	14400	RMT 84.36 RM 68.38	7570 3785	16390 8195
Oriole/ACSS	336.4	30x0.1059	7x0.1059	0.3259	0.2642	0.741	526	318	209	60.34	39.66	14800	16300	19100	RM 68.38	4970	9430
Ptarmigan/ACSS	397.5	20x0.1410	7x0.0627	0.3339	0.3123	0.752	448	374	73	83.65	16.35	7090	7630	8710	RM 68.38	4780	10670
Stork/ACSS	397.5	22x0.1344	7x0.0747	0.3428	0.3121	0.762	478	374	104	78.28	21.72	8990	9760	11290	RMT 84.36 RM 68.38	5605 2805	11730 5865
Brant/ACSS	397.5	24x0.1287	7x0.0858	0.3527	0.3122	0.772	511	374	137	73.21	26.79	11000	12100	14100	RMT 84.36 RM 68.38	6535 3270	12790 6395
Ibis/ACSS	397.5	26x0.1236	7x0.0961	0.3627	0.3120	0.783	546	374	172	68.53	31.47	13000	14200	16500	RMT 84.36 RM 68.38	7575 3785	13870 6935
Lark/ACSS	397.5	30x0.1151	7x0.1151	0.3850	0.3121	0.806	622	375	247	60.35	39.65	17500	19300	22600	RM 68.38	4965	7980
Tailorbird/ACSS	477.0	20x0.1544	7x0.0686	0.4003	0.3746	0.824	537	449	88	83.69	16.31	8490	9140	10430	RM 68.38	4780	8900
Toucan/ACSS	477.0	22x0.1472	7x0.0818	0.4112	0.3744	0.834	574	449	125	78.30	21.70	10800	11700	13500	RMT 84.36 RM 68.38	5620 2810	9790 4895
Flicker/ACSS	477.0	24x0.1410	7x0.0940	0.4233	0.3747	0.846	614	449	164	73.20	26.80	13000	14200	16400	RMT 84.36 RM 68.38	6535 3265	10660 5330
Hawk/ACSS	477.0	26x0.1354	7x0.1053	0.4353	0.3744	0.858	656	449	206	68.52	31.48	15600	17100	19800	RMT 84.36 RM 68.38	7570 3785	11560 5780
Hen/ACSS	477.0	30x0.1261	7x0.1261	0.4621	0.3747	0.883	746	450	296	60.34	39.66	21000	22700	26700	RM 68.38	4960	6650
Heron/ACSS	500.0	30x0.1291	7x0.1291	0.4843	0.3927	0.904	782	472	310	60.35	39.65	22000	23800	27900	RM 68.38	4960	6345
Tody/ACSS	556.5	20x0.1668	7x0.0741	0.4672	0.4370	0.890	626	524	102	83.68	16.32	9900	10700	12200	RM 68.38	4770	7620
Sapsucker/ACSS	556.5	22x0.1590	7x0.0883	0.4797	0.4368	0.901	669	524	145	78.32	21.68	12600	13600	15800	RMT 84.36 RM 68.38	5615 2805	8390 4195
Parakeet/ACSS	556.5	24x0.1523	7x0.1015	0.4939	0.4372	0.914	716	524	192	73.22	26.78	15200	16600	19100	RMT 84.36 RM 68.38	6545 3270	9140 4570
Dove/ACSS	556.5	26x0.1463	7x0.1138	0.5083	0.4371	0.927	765	524	241	68.50	31.50	18200	19900	23100	RMT 84.36 RM 68.38	7580 3790	9910 4955
Eagle/ACSS	556.5	30x0.1362	7x0.1362	0.5391	0.4371	0.953	871	525	345	60.35	39.65	24500	26500	31100	RM 68.38	4960	5700
Peacock/ACSS	605.0	24x0.1588	7x0.1059	0.5370	0.4753	0.953	779	570	209	73.19	26.81	16500	18100	20800	RMT 84.36 RM 68.38	6550 3275	8410 4205
Squab/ACSS	605.0	26x0.1525	7x0.1186	0.5522	0.4749	0.966	832	570	262	68.52	31.48	19700	21700	25100	RMT 84.36 RM 68.38	7580 3790	9110 4555
Wood Duck/ACSS	605.0	30x0.1420	7x0.1420	0.5860	0.4751	0.994	947	571	375	60.35	39.65	26000	28300	33300	RM 68.38	4960	5245
Teal/ACSS	605.0	30x0.1420	19x0.0852	0.5834	0.4751	0.994	939	571	367	60.85	39.15	26600	29300	34700	RMT 84.45 RM 68.38	9840 4920	10490 5245
Turacos/ACSS	636.0	20x0.1783	7x0.0792	0.5339	0.4994	0.951	716	599	117	83.69	16.31	11300	12200	13900	RMT 84.36 RM 68.38	7160 4775	10000 6670
Goldfinch/ACSS	636.0	22x0.1700	7x0.0944	0.5483	0.4994	0.963	765	599	166	78.32	21.68	14100	15300	17600	RMT 84.45 RM 68.38	8425 5615	11010 7340
Rook/ACSS	636.0	24x0.1628	7x0.1085	0.5643	0.4996	0.977	818	599	219	73.22	26.78	17300	19000	21900	RMT 84.45 RM 68.38	9815 6545	12000 8000

(1) Code words shown denote ACSS with regular-strength Class A zinc-5% aluminum mischmetal alloy-coated steel core (MA2). See the Options section to find the appropriate code word modifier designation for alternative design options.

(2) Due to rounding, total values may be slightly greater or slightly less than the sum of the component values.

(3) Weights shown are for conductor only and do not include the reel. Normal length and shipping tolerances apply.

Dimensions and weights not designated minimum or maximum are nominal values and subject to manufacturing tolerances. In this context, weight means mass.

TransPowr® ACSS Bare Overhead Conductor

Aluminum Conductor Steel-Supported Concentric-Lay-Stranded



ACSS, CONCENTRIC-LAY-STRANDED (ELECTRICAL PROPERTIES)

CODE WORD (1)	SIZE AWG OR kcmil	STRANDING NO. X DIA. INCHES		CROSS-SECTION SQ. INCHES		O.D. INCHES	RESISTANCE (4) OHMS/1000 FT				AMPACITY (5)		GEOMETRIC MEAN RADIUS FT	INDUCTIVE REACTANCE OHM/1000 FT (6)	CAPACITIVE REACTANCE MEGAOHM 1000 FT (6)
		AL	STEEL	TOTAL	AL		DC @ 20°C	AC @ 25°C	AC @ 75°C	AC @ 200°C	75°C	200°C			
Spoonbill/ACSS	266.8	22x0.1101	7x0.0612	0.2300	0.2095	0.624	0.0624	0.0639	0.0768	0.1091	455	800	0.0206	0.0892	0.5716
Scaup/ACSS	266.8	24x0.1054	7x0.0703	0.2366	0.2095	0.633	0.0622	0.0636	0.0765	0.1086	460	805	0.0211	0.0887	0.5694
Partridge/ACSS	266.8	26x0.1013	7x0.0788	0.2437	0.2096	0.642	0.0619	0.0633	0.0761	0.1081	460	810	0.0216	0.0882	0.5672
Junco/ACSS	266.8	30x0.0943	7x0.0943	0.2584	0.2095	0.660	0.0615	0.0629	0.0756	0.1073	465	825	0.0226	0.0871	0.5628
Ostrich/ACSS	300.0	26x0.1074	7x0.0835	0.2739	0.2355	0.680	0.0551	0.0563	0.0677	0.0962	500	875	0.0229	0.0868	0.5581
Trogon/ACSS	336.4	20x0.1297	7x0.0576	0.2825	0.2642	0.692	0.0497	0.0509	0.0612	0.0869	525	925	0.0226	0.0871	0.5555
Woodcock/ACSS	336.4	22x0.1237	7x0.0687	0.2903	0.2644	0.701	0.0495	0.0507	0.0609	0.0866	530	935	0.0231	0.0866	0.5534
Widgeon/ACSS	336.4	24x0.1184	7x0.0789	0.2985	0.2642	0.710	0.0493	0.0505	0.0607	0.0862	530	940	0.0237	0.0860	0.5513
Linnet/ACSS	336.4	26x0.1137	7x0.0884	0.3070	0.2640	0.720	0.0491	0.0503	0.0604	0.0858	535	945	0.0242	0.0855	0.5491
Oriole/ACSS	336.4	30x0.1059	7x0.1059	0.3259	0.2642	0.741	0.0488	0.0499	0.0600	0.0851	540	955	0.0253	0.0845	0.5446
Ptarmigan/ACSS	397.5	20x0.1410	7x0.0627	0.3339	0.3123	0.752	0.0421	0.0431	0.0518	0.0736	585	1035	0.0245	0.0852	0.5424
Stork/ACSS	397.5	22x0.1344	7x0.0747	0.3428	0.3121	0.762	0.0419	0.0430	0.0516	0.0733	585	1040	0.0251	0.0847	0.5404
Brant/ACSS	397.5	24x0.1287	7x0.0858	0.3527	0.3122	0.772	0.0417	0.0428	0.0514	0.0730	590	1045	0.0257	0.0841	0.5382
Ibis/ACSS	397.5	26x0.1236	7x0.0961	0.3627	0.3120	0.783	0.0416	0.0426	0.0512	0.0726	595	1055	0.0263	0.0836	0.5360
Lark/ACSS	397.5	30x0.1151	7x0.1151	0.3850	0.3121	0.806	0.0413	0.0423	0.0508	0.0721	600	1070	0.0275	0.0826	0.5316
Tailorbird/ACSS	477.0	20x0.1544	7x0.0686	0.4003	0.3746	0.824	0.0351	0.0360	0.0433	0.0614	655	1165	0.0269	0.0831	0.5281
Toucan/ACSS	477.0	22x0.1472	7x0.0818	0.4112	0.3744	0.834	0.0349	0.0359	0.0431	0.0611	660	1175	0.0275	0.0826	0.5261
Flicker/ACSS	477.0	24x0.1410	7x0.0940	0.4233	0.3747	0.846	0.0348	0.0357	0.0429	0.0608	660	1180	0.0282	0.0820	0.5240
Hawk/ACSS	477.0	26x0.1354	7x0.1053	0.4353	0.3744	0.858	0.0346	0.0355	0.0427	0.0605	665	1190	0.0288	0.0815	0.5218
Hen/ACSS	477.0	30x0.1261	7x0.1261	0.4621	0.3747	0.883	0.0344	0.0353	0.0423	0.0601	675	1205	0.0302	0.0805	0.5173
Heron/ACSS	500.0	30x0.1291	7x0.1291	0.4843	0.3927	0.904	0.0328	0.0337	0.0404	0.0573	695	1240	0.0309	0.0799	0.5136
Tody/ACSS	556.5	20x0.1668	7x0.0741	0.4672	0.4370	0.890	0.0301	0.0309	0.0371	0.0527	720	1290	0.0290	0.0813	0.5161
Sapsucker/ACSS	556.5	22x0.1590	7x0.0883	0.4797	0.4368	0.901	0.0299	0.0308	0.0370	0.0524	725	1295	0.0297	0.0808	0.5140
Parakeet/ACSS	556.5	24x0.1523	7x0.1015	0.4939	0.4372	0.914	0.0298	0.0306	0.0368	0.0522	730	1305	0.0304	0.0803	0.5119
Dove/ACSS	556.5	26x0.1463	7x0.1138	0.5083	0.4371	0.927	0.0297	0.0305	0.0366	0.0519	735	1315	0.0311	0.0797	0.5097
Eagle/ACSS	556.5	30x0.1362	7x0.1362	0.5391	0.4371	0.953	0.0295	0.0303	0.0363	0.0515	740	1330	0.0326	0.0787	0.5052
Peacock/ACSS	605.0	24x0.1588	7x0.1059	0.5370	0.4753	0.953	0.0274	0.0282	0.0339	0.0480	770	1380	0.0317	0.0793	0.5053
Squab/ACSS	605.0	26x0.1525	7x0.1186	0.5522	0.4749	0.966	0.0273	0.0281	0.0337	0.0478	775	1390	0.0325	0.0788	0.5031
Wood Duck/ACSS	605.0	30x0.1420	7x0.1420	0.5860	0.4751	0.994	0.0271	0.0279	0.0334	0.0474	780	1405	0.0340	0.0777	0.4987
Teal/ACSS	605.0	30x0.1420	19x0.0852	0.5834	0.4751	0.994	0.0272	0.0279	0.0335	0.0474	780	1405	0.0340	0.0777	0.4987
Turacos/ACSS	636.0	20x0.1783	7x0.0792	0.5339	0.4994	0.951	0.0263	0.0271	0.0325	0.0461	785	1405	0.0310	0.0798	0.5056
Goldfinch/ACSS	636.0	22x0.1700	7x0.0944	0.5483	0.4994	0.963	0.0262	0.0270	0.0324	0.0459	790	1415	0.0318	0.0793	0.5036
Rook/ACSS	636.0	24x0.1628	7x0.1085	0.5643	0.4996	0.977	0.0261	0.0269	0.0322	0.0457	790	1425	0.0325	0.0787	0.5014

(1) Code words shown denote ACSS with regular-strength Class A zinc-5% aluminum mischmetal alloy-coated steel core (MA2). See the Options section to find the appropriate code word modifier designation for alternative design options.
 (4) Based on a conductivity of 63.0% IACS at 20°C for aluminum and 8% IACS at 20°C for the steel core. AC resistance for single-layer and three-layer designs approximates the effects of core magnetization. To convert to ohms/mile, multiply by 5.28. To convert to ohms/km, multiply by 3.281.
 (5) Based on the given conductor temperature at 60 Hz and the following conditions: 25°C ambient temperature, 2 ft/sec crosswind (90° to conductor), 0.5 coefficient of emissivity, 0.5 coefficient of absorptivity, 30° northern latitude, sea level elevation, 90° azimuth of line (East-West), clear atmosphere, and a date and time of noon on July 1 (resulting in 96.0 W/ft² of solar and sky radiated heat). Actual ampacity will differ based on local conditions. For specific ampacities, please contact your General Cable sales representative.
 (6) Values for inductive reactance and capacitive reactance are expressed in terms of a 1 ft radius.



TransPowr® ACSS Bare Overhead Conductor

Aluminum Conductor Steel-Supported Concentric-Lay-Stranded



ACSS, CONCENTRIC- LAY-STRANDED (MECHANICAL PROPERTIES)

CODE WORD (1)	SIZE AWG OR kcmil	STRANDING NO. X DIA. INCHES		CROSS-SECTION SQ. INCHES		O.D. INCHES	APPROX. WEIGHT LB/1000 FT (2)			PERCENT BY MASS		RATED STRENGTH LBS			STANDARD PACKAGES (3)		
		AL	STEEL	TOTAL	AL		TOTAL	AL	STEEL	AL	STEEL	GA2 OR MA2	GA3 OR MA3 (HS)	GA5 OR MA5 (UHS)	REEL DESIGNATION	WEIGHT POUNDS	LENGTH FEET
Grosbeak/ACSS	636.0	26x0.1564	7x0.1216	0.5808	0.4995	0.990	874	599	275	68.52	31.48	20700	22400	26000	RMT 90.45 RMT 84.36 RM 68.38	11370 7580 3790	13010 8670 4335
Scoter/ACSS	636.0	30x0.1456	7x0.1456	0.6160	0.4995	1.019	995	601	395	60.35	39.65	27400	29700	35000	RMT 96.60 RM 68.38	14945 4980	15020 5005
Egret/ACSS	636.0	30x0.1456	19x0.0874	0.6135	0.4995	1.019	987	601	387	60.83	39.17	28000	30900	36600	RMT 96.60 RMT 84.45 RM 68.38	14765 9850 4925	14960 9980 4990
Flamingo/ACSS	666.6	24x0.1667	7x0.1111	0.5917	0.5238	1.000	858	628	230	73.21	26.79	18200	19900	22900	RMT 84.45 RMT 84.36 RM 68.38	9835 6545 3275	11460 7630 3815
Gannet/ACSS	666.6	26x0.1601	7x0.1245	0.6086	0.5234	1.014	916	628	289	68.52	31.48	21700	23400	27300	RMT 90.45 RMT 84.36 RM 68.38	11380 7595 3795	12410 8280 4140
Stilt/ACSS	715.5	24x0.1727	7x0.1151	0.6350	0.5622	1.036	921	674	247	73.21	26.79	19500	21300	24600	RMT 84.45 RMT 84.36 RM 68.38	9820 6540 3270	10660 7100 3550
Starling/ACSS	715.5	26x0.1659	7x0.1290	0.6535	0.5620	1.051	984	674	310	68.51	31.49	23300	25200	29300	RMT 90.45 RMT 84.36 RM 68.38	11365 7585 3795	11550 7710 3855
Redwing/ACSS	715.5	30x0.1544	19x0.0926	0.6897	0.5617	1.081	1110	676	434	60.88	39.12	30800	34000	39800	RMT 96.60 RMT 84.45 RM 68.38	14750 9850 4925	13300 8880 4440
Macaw/ACSS	795.0	42x0.1376	7x0.0764	0.6567	0.6246	1.055	857	749	109	87.33	12.67	11800	12600	14200	RMT 90.45 RM 68.38	9610 4805	11200 5600
Turbit/ACSS	795.0	20x0.1994	7x0.0886	0.6677	0.6246	1.063	895	749	146	83.67	16.33	14200	15200	17400	RMT 84.36 RM 68.38	7160 4770	8000 5330
Tern/ACSS	795.0	45x0.1329	7x0.0886	0.6674	0.6242	1.063	895	749	146	83.67	16.33	14200	15200	17400	RMT 96.60 RMT 90.45 RM 68.38	16110 10740 5370	18000 12000 6000
Puffin/ACSS	795.0	22x0.1901	7x0.1056	0.6857	0.6244	1.077	956	749	208	78.30	21.70	17700	19200	22000	RMT 84.45 RMT 84.36 RM 68.38	8420 5620 2810	8800 5870 2935
Cuckoo/ACSS	795.0	24x0.1820	7x0.1213	0.7053	0.6244	1.092	1023	749	274	73.22	26.78	21700	23300	26900	RMT 84.45 RMT 84.36 RM 68.38	9830 6545 3275	9610 6400 3200
Condor/ACSS	795.0	54x0.1213	7x0.1213	0.7049	0.6240	1.092	1023	749	274	73.22	26.78	21700	23300	26900	RMT 96.60 RMT 90.45	19130 11040	18720 10800
Drake/ACSS	795.0	26x0.1749	7x0.1360	0.7263	0.6246	1.107	1093	749	344	68.50	31.50	25900	28000	32600	RMT 90.45 RMT 84.36 RM 68.38	11365 7585 3795	10400 6940 3470
Mallard/ACSS	795.0	30x0.1628	19x0.0977	0.7669	0.6245	1.140	1234	751	483	60.84	39.16	34300	37900	44300	RMT 96.60 RMT 84.45 RM 68.38	14770 9845 4925	11970 7980 3990
Ruddy/ACSS	900.0	45x0.1414	7x0.0943	0.7555	0.7066	1.131	1013	848	166	83.66	16.34	15800	17000	19200	RMT 96.60 RMT 90.45 RM 68.38	16095 10730 5365	15890 10590 5295
Canary/ACSS	900.0	54x0.1291	7x0.1291	0.7985	0.7069	1.162	1158	848	310	73.21	26.79	24600	26400	30500	RMT 96.60 RMT 90.45	19155 11045	16540 9540
Phoenix/ACSS	954.0	42x0.1507	7x0.0837	0.7877	0.7491	1.155	1029	899	130	87.33	12.67	14200	15200	17100	RMT 90.45 RM 68.38	9600 4800	9340 4670
Corncrake/ACSS	954.0	20x0.2184	7x0.0971	0.8011	0.7492	1.165	1074	899	175	83.66	16.34	16700	18000	20400	RMT 84.36 RM 68.38	7170 4785	6670 4450

(1) Code words shown denote ACSS with regular-strength Class A zinc-5% aluminum mischmetal alloy-coated steel core (MA2). See the Options section to find the appropriate code word modifier designation for alternative design options.

(2) Due to rounding, total values may be slightly greater or slightly less than the sum of the component values.

(3) Weights shown are for conductor only and do not include the reel. Normal length and shipping tolerances apply.

Dimensions and weights not designated minimum or maximum are nominal values and subject to manufacturing tolerances. In this context, weight means mass.

TransPowr® ACSS Bare Overhead Conductor

Aluminum Conductor Steel-Supported Concentric-Lay-Stranded



ACSS, CONCENTRIC-LAY-STRANDED (ELECTRICAL PROPERTIES)

CODE WORD (1)	SIZE AWG OR kcmil	STRANDING NO. X DIA. INCHES		CROSS-SECTION SQ. INCHES		O.D. INCHES	RESISTANCE (4) OHMS/1000 FT				AMPACITY (5)		GEOMETRIC MEAN RADIUS FT	INDUCTIVE REACTANCE OHM/1000 FT (6)	CAPACITIVE REACTANCE MEGAOHM 1000 FT (6)
		AL	STEEL	TOTAL	AL		DC @ 20°C	AC @ 25°C	AC @ 75°C	AC @ 200°C	75°C	200°C			
Grosbeak/ACSS	636.0	26x0.1564	7x0.1216	0.5808	0.4995	0.990	0.0260	0.0267	0.0321	0.0455	795	1435	0.0333	0.0782	0.4992
Scoter/ACSS	636.0	30x0.1456	7x0.1456	0.6160	0.4995	1.019	0.0258	0.0265	0.0318	0.0451	805	1455	0.0348	0.0772	0.4948
Egret/ACSS	636.0	30x0.1456	19x0.0874	0.6135	0.4995	1.019	0.0258	0.0265	0.0318	0.0451	805	1455	0.0348	0.0772	0.4947
Flamingo/ACSS	666.6	24x0.1667	7x0.1111	0.5917	0.5238	1.000	0.0249	0.0257	0.0308	0.0436	815	1470	0.0333	0.0782	0.4977
Gannet/ACSS	666.6	26x0.1601	7x0.1245	0.6086	0.5234	1.014	0.0248	0.0255	0.0306	0.0434	820	1480	0.0341	0.0777	0.4956
Stilt/ACSS	715.5	24x0.1727	7x0.1151	0.6350	0.5622	1.036	0.0232	0.0239	0.0287	0.0406	855	1540	0.0345	0.0774	0.4922
Starling/ACSS	715.5	26x0.1659	7x0.1290	0.6535	0.5620	1.051	0.0231	0.0238	0.0286	0.0404	860	1550	0.0353	0.0768	0.4900
Redwing/ACSS	715.5	30x0.1544	19x0.0926	0.6897	0.5617	1.081	0.0230	0.0236	0.0283	0.0401	870	1570	0.0369	0.0758	0.4856
Macaw/ACSS	795.0	42x0.1376	7x0.0764	0.6567	0.6246	1.055	0.0211	0.0221	0.0273	0.0396	880	1570	0.0346	0.0773	0.4894
Turbit/ACSS	795.0	20x0.1994	7x0.0886	0.6677	0.6246	1.063	0.0210	0.0218	0.0261	0.0370	900	1630	0.0347	0.0772	0.4881
Tern/ACSS	795.0	45x0.1329	7x0.0886	0.6674	0.6242	1.063	0.0210	0.0220	0.0272	0.0395	880	1575	0.0351	0.0770	0.4881
Puffin/ACSS	795.0	22x0.1901	7x0.1056	0.6857	0.6244	1.077	0.0210	0.0217	0.0260	0.0368	905	1640	0.0355	0.0767	0.4861
Cuckoo/ACSS	795.0	24x0.1820	7x0.1213	0.7053	0.6244	1.092	0.0209	0.0216	0.0259	0.0366	910	1650	0.0364	0.0762	0.4840
Condor/ACSS	795.0	54x0.1213	7x0.1213	0.7049	0.6240	1.092	0.0209	0.0217	0.0270	0.0392	890	1595	0.0366	0.0760	0.4840
Drake/ACSS	795.0	26x0.1749	7x0.1360	0.7263	0.6246	1.107	0.0208	0.0215	0.0257	0.0364	915	1660	0.0372	0.0756	0.4818
Mallard/ACSS	795.0	30x0.1628	19x0.0977	0.7669	0.6245	1.140	0.0207	0.0213	0.0255	0.0362	925	1685	0.0389	0.0746	0.4773
Ruddy/ACSS	900.0	45x0.1414	7x0.0943	0.7555	0.7066	1.131	0.0186	0.0195	0.0241	0.0349	955	1710	0.0373	0.0756	0.4784
Canary/ACSS	900.0	54x0.1291	7x0.1291	0.7985	0.7069	1.162	0.0184	0.0193	0.0239	0.0346	965	1730	0.0390	0.0746	0.4742
Phoenix/ACSS	954.0	42x0.1507	7x0.0837	0.7877	0.7491	1.155	0.0176	0.0185	0.0228	0.0330	985	1770	0.0379	0.0752	0.4751
Corncrake/ACSS	954.0	20x0.2184	7x0.0971	0.8011	0.7492	1.165	0.0175	0.0183	0.0219	0.0309	1005	1835	0.0380	0.0751	0.4738

(1) Code words shown denote ACSS with regular-strength Class A zinc-5% aluminum mischmetal alloy-coated steel core (MA2). See the Options section to find the appropriate code word modifier designation for alternative design options.
 (4) Based on a conductivity of 63.0% IACS at 20°C for aluminum and 8% IACS at 20°C for the steel core. AC resistance for single-layer and three-layer designs approximates the effects of core magnetization. To convert to ohms/mile, multiply by 5.28. To convert to ohms/km, multiply by 3.281.
 (5) Based on the given conductor temperature at 60 Hz and the following conditions: 25°C ambient temperature, 2 ft/sec crosswind (90° to conductor), 0.5 coefficient of emissivity, 0.5 coefficient of absorptivity, 30° northern latitude, sea level elevation, 90° azimuth of line (East-West), clear atmosphere, and a date and time of noon on July 1 (resulting in 96.0 W/ft² of solar and sky radiated heat). Actual ampacity will differ based on local conditions. For specific ampacities, please contact your General Cable sales representative.
 (6) Values for inductive reactance and capacitive reactance are expressed in terms of a 1 ft radius.



TransPowr® ACSS Bare Overhead Conductor

Aluminum Conductor Steel-Supported Concentric-Lay-Stranded



ACSS, CONCENTRIC-LAY-STRANDED (MECHANICAL PROPERTIES)

CODE WORD (1)	SIZE AWG OR kcmil	STRANDING NO. X DIA. INCHES		CROSS-SECTION SQ. INCHES		O.D. INCHES	APPROX. WEIGHT LB/1000 FT (2)			PERCENT BY MASS		RATED STRENGTH LBS			STANDARD PACKAGES (3)		
		AL	STEEL	TOTAL	AL		TOTAL	AL	STEEL	AL	STEEL	GA2 OR MA2	GA3 OR MA3 (HS)	GA5 OR MA5 (UHS)	REEL DESIGNATION	WEIGHT POUNDS	LENGTH FEET
Rail/ACSS	954.0	45x0.1456	7x0.0971	0.8011	0.7492	1.165	1074	899	175	83.66	16.34	16700	18000	20400	RMT 96.60 RMT 90.45 RM 68.38	16125 10750 5375	15000 10000 5000
Towhee/ACSS	954.0	48x0.1410	7x0.1097	0.8157	0.7495	1.175	1123	899	224	80.05	19.95	19700	21300	24300	RMT 96.60 RMT 90.45 RMT 84.36	17970 11980 5990	16000 10670 5335
Redbird/ACSS	954.0	24x0.1994	7x0.1329	0.8466	0.7495	1.196	1227	899	329	73.21	26.79	26000	28000	32300	RMT 84.45 RMT 84.36	9825 6545	8000 5330
Cardinal/ACSS	954.0	54x0.1329	7x0.1329	0.8462	0.7491	1.196	1227	899	329	73.21	26.79	26000	28000	32300	RMT 96.60 RMT 90.45	19140 11780	15600 9600
Canvasback/ACSS	954.0	30x0.1783	19x0.1070	0.9201	0.7493	1.248	1480	901	580	60.85	39.15	41100	45400	53100	RMT 96.60 RMT 84.45 RM 68.38	14780 9865 4930	9980 6660 3330
Snowbird/ACSS	1033.5	42x0.1569	7x0.0872	0.8539	0.8121	1.203	1115	973	142	87.31	12.69	15400	16400	18500	RMT 90.45 RM 68.38	9610 4805	8610 4305
Ortolan/ACSS	1033.5	45x0.1515	7x0.1010	0.8681	0.8121	1.212	1163	973	190	83.68	16.32	18100	19500	22000	RMT 96.60 RMT 90.45 RM 68.38	16110 10735 5365	13850 9230 4615
Whooper/ACSS	1033.5	48x0.1467	7x0.1141	0.8829	0.8113	1.223	1216	973	242	80.07	19.93	21300	23100	26300	RMT 96.60 RMT 90.45 RM 68.38	17945 11970 5985	14770 9850 4925
Curlew/ACSS	1033.5	54x0.1383	7x0.1383	0.9164	0.8112	1.245	1329	973	356	73.22	26.78	28200	30300	35000	RMT 96.60 RMT 90.45	19140 11045	14400 8310
Avocet/ACSS	1113.0	42x0.1628	7x0.0904	0.9192	0.8743	1.248	1200	1048	152	87.33	12.67	16300	17500	19500	RMT 96.60 RMT 90.45 RM 68.38	14400 9600 4800	12000 8000 4000
Bluejay/ACSS	1113.0	45x0.1573	7x0.1049	0.9350	0.8745	1.259	1253	1048	205	83.66	16.34	19500	21000	23800	RMT 96.60 RMT 90.45 RM 68.38	16120 10745 1610	12853 8570 1285
Bullfinch/ACSS	1113.0	48x0.1523	7x0.1184	0.9516	0.8744	1.269	1310	1048	261	80.04	19.96	23000	24900	28400	RMT 96.60 RMT 90.45 RMT 84.36	17945 11975 5985	13700 9140 4570
Finch/ACSS	1113.0	54x0.1436	19x0.0861	0.9854	0.8746	1.293	1430	1053	376	73.69	26.31	30400	33200	38700	RMT 96.60 RMT 90.45	19035 10970	13310 7670
Oxbird/ACSS	1192.5	42x0.1685	7x0.0936	0.9847	0.9365	1.292	1286	1123	163	87.32	12.68	17500	18700	20900	RMT 96.60 RMT 90.45 RM 68.38	14405 9605 4805	11200 7470 3735
Bunting/ACSS	1192.5	45x0.1628	7x0.1085	1.0014	0.9367	1.302	1342	1123	219	83.68	16.32	20900	22500	25400	RMT 96.60 RMT 90.45 RM 68.38	16105 10735 5370	12000 8000 4000
Cormorant/ACSS	1192.5	48x0.1576	7x0.1226	1.0190	0.9364	1.313	1403	1123	280	80.06	19.94	24600	26200	30000	RMT 96.60 RMT 90.45 RMT 84.36	17960 11970 5985	12800 8530 4265
Grackle/ACSS	1192.5	54x0.1486	19x0.0892	1.0553	0.9365	1.338	1531	1129	403	73.70	26.30	32600	35500	41500	RMT 96.60 RMT 90.45	19025 10970	12420 7160
Scissortail/ACSS	1272.0	42x0.1740	7x0.0967	1.0501	0.9987	1.334	1372	1198	174	87.32	12.68	18700	20000	22300	RMT 96.60 RMT 90.45 RM 68.38	14405 9605 4800	10500 7000 3500
Bittern/ACSS	1272.0	45x0.1681	7x0.1121	1.0678	0.9987	1.345	1432	1198	234	83.67	16.33	22300	24000	27100	RMT 96.60 RMT 90.45 RM 68.38	16110 10740 5370	11250 7500 3750

(1) Code words shown denote ACSS with regular-strength Class A zinc-5% aluminum mischmetal alloy-coated steel core (MA2). See the Options section to find the appropriate code word modifier designation for alternative design options.

(2) Due to rounding, total values may be slightly greater or slightly less than the sum of the component values.

(3) Weights shown are for conductor only and do not include the reel. Normal length and shipping tolerances apply.

Dimensions and weights not designated minimum or maximum are nominal values and subject to manufacturing tolerances. In this context, weight means mass.

TransPowr® ACSS Bare Overhead Conductor

Aluminum Conductor Steel-Supported Concentric-Lay-Stranded



ACSS, CONCENTRIC-LAY-STRANDED (ELECTRICAL PROPERTIES)

CODE WORD (1)	SIZE AWG OR kcmil	STRANDING NO. X DIA. INCHES		CROSS-SECTION SQ. INCHES		O.D. INCHES	RESISTANCE (4) OHMS/1000 FT				AMPACITY (5)		GEOMETRIC MEAN RADIUS FT	INDUCTIVE REACTANCE OHM/1000 FT (6)	CAPACITIVE REACTANCE MEGAOHM 1000 FT (6)
		AL	STEEL	TOTAL	AL		DC @ 20°C	AC @ 25°C	AC @ 75°C	AC @ 200°C	75°C	200°C			
Rail/ACSS	954.0	45x0.1456	7x0.0971	0.8011	0.7492	1.165	0.0175	0.0185	0.0228	0.0329	990	1775	0.0384	0.0749	0.4738
Towhee/ACSS	954.0	48x0.1410	7x0.1097	0.8157	0.7495	1.175	0.0175	0.0184	0.0227	0.0328	990	1785	0.0390	0.0746	0.4725
Redbird/ACSS	954.0	24x0.1994	7x0.1329	0.8466	0.7495	1.196	0.0174	0.0181	0.0217	0.0306	1020	1860	0.0398	0.0741	0.4697
Cardinal/ACSS	954.0	54x0.1329	7x0.1329	0.8462	0.7491	1.196	0.0174	0.0182	0.0225	0.0326	1000	1800	0.0401	0.0739	0.4697
Canvasback/ACSS	954.0	30x0.1783	19x0.1070	0.9201	0.7493	1.248	0.0172	0.0178	0.0214	0.0302	1040	1900	0.0427	0.0725	0.4630
Snowbird/ACSS	1033.5	42x0.1569	7x0.0872	0.8539	0.8121	1.203	0.0162	0.0172	0.0211	0.0305	1035	1865	0.0394	0.0743	0.4688
Ortolan/ACSS	1033.5	45x0.1515	7x0.1010	0.8681	0.8121	1.212	0.0162	0.0171	0.0211	0.0304	1040	1875	0.0400	0.0740	0.4676
Whooper/ACSS	1033.5	48x0.1467	7x0.1141	0.8829	0.8113	1.223	0.0161	0.0170	0.0210	0.0303	1040	1880	0.0406	0.0737	0.4662
Curlew/ACSS	1033.5	54x0.1383	7x0.1383	0.9164	0.8112	1.245	0.0161	0.0169	0.0208	0.0301	1050	1900	0.0418	0.0730	0.4634
Avocet/ACSS	1113.0	42x0.1628	7x0.0904	0.9192	0.8743	1.248	0.0151	0.0160	0.0197	0.0283	1080	1960	0.0409	0.0735	0.4630
Bluejay/ACSS	1113.0	45x0.1573	7x0.1049	0.9350	0.8745	1.259	0.0150	0.0159	0.0196	0.0282	1085	1970	0.0415	0.0731	0.4618
Bullfinch/ACSS	1113.0	48x0.1523	7x0.1184	0.9516	0.8744	1.269	0.0150	0.0159	0.0195	0.0281	1090	1975	0.0421	0.0728	0.4604
Finch/ACSS	1113.0	54x0.1436	19x0.0861	0.9854	0.8746	1.293	0.0150	0.0158	0.0195	0.0281	1100	1990	0.0434	0.0721	0.4576
Oxbird/ACSS	1192.5	42x0.1685	7x0.0936	0.9847	0.9365	1.292	0.0141	0.0150	0.0184	0.0264	1130	2050	0.0423	0.0727	0.4576
Bunting/ACSS	1192.5	45x0.1628	7x0.1085	1.0014	0.9367	1.302	0.0140	0.0150	0.0183	0.0263	1135	2060	0.0429	0.0723	0.4564
Cormorant/ACSS	1192.5	48x0.1576	7x0.1226	1.0190	0.9364	1.313	0.0140	0.0149	0.0183	0.0263	1140	2070	0.0436	0.0720	0.4550
Grackle/ACSS	1192.5	54x0.1486	19x0.0892	1.0553	0.9365	1.338	0.0140	0.0148	0.0182	0.0262	1145	2085	0.0449	0.0713	0.4522
Scissortail/ACSS	1272.0	42x0.1740	7x0.0967	1.0501	0.9987	1.334	0.0132	0.0142	0.0173	0.0248	1175	2140	0.0437	0.0719	0.4526
Bittern/ACSS	1272.0	45x0.1681	7x0.1121	1.0678	0.9987	1.345	0.0131	0.0141	0.0172	0.0247	1180	2150	0.0443	0.0716	0.4513

(1) Code words shown denote ACSS with regular-strength Class A zinc-5% aluminum mischmetal alloy-coated steel core (MA2). See the Options section to find the appropriate code word modifier designation for alternative design options.
 (4) Based on a conductivity of 63.0% IACS at 20°C for aluminum and 8% IACS at 20°C for the steel core. AC resistance for single-layer and three-layer designs approximates the effects of core magnetization. To convert to ohms/mile, multiply by 5.28. To convert to ohms/km, multiply by 3.281.
 (5) Based on the given conductor temperature at 60 Hz and the following conditions: 25°C ambient temperature, 2 ft/sec crosswind (90° to conductor), 0.5 coefficient of emissivity, 0.5 coefficient of absorptivity, 30° northern latitude, sea level elevation, 90° azimuth of line (East-West), clear atmosphere, and a date and time of noon on July 1 (resulting in 96.0 W/ft² of solar and sky radiated heat). Actual ampacity will differ based on local conditions. For specific ampacities, please contact your General Cable sales representative.
 (6) Values for inductive reactance and capacitive reactance are expressed in terms of a 1 ft radius.



TransPowr® ACSS Bare Overhead Conductor

Aluminum Conductor Steel-Supported Concentric-Lay-Stranded



ACSS, CONCENTRIC-LAY-STRANDED (MECHANICAL PROPERTIES)

CODE WORD (1)	SIZE AWG OR kcmil	STRANDING NO. X DIA. INCHES		CROSS-SECTION SQ. INCHES		O.D. INCHES	APPROX. WEIGHT LB/1000 FT (2)			PERCENT BY MASS		RATED STRENGTH LBS			STANDARD PACKAGES (3)		
		AL	STEEL	TOTAL	AL		TOTAL	AL	STEEL	AL	STEEL	GA2 OR MA2	GA3 OR MA3 (HS)	GA5 OR MA5 (UHS)	REEL DESIGNATION	WEIGHT POUNDS	LENGTH FEET
Diver/ACSS	1272.0	48x0.1628	7x0.1266	1.0873	0.9992	1.357	1496	1198	298	80.06	19.94	26200	28000	31900	RMT 96.60 RMT 90.45 RMT 84.36	17950 11970 5985	12000 8000 4000
Pheasant/ACSS	1272.0	54x0.1535	19x0.0921	1.1259	0.9993	1.381	1633	1204	429	73.71	26.29	34100	37300	43000	RMT 96.60 RMT 90.45	19025 10975	11650 6720
Ringdove/ACSS	1351.5	42x0.1794	7x0.0997	1.1163	1.0617	1.376	1458	1273	185	87.31	12.69	19900	21200	23700	RMT 96.60 RMT 90.45 RM 68.38	14435 9630 4815	9880 6590 3295
Dipper/ACSS	1351.5	45x0.1733	7x0.1155	1.1348	1.0614	1.386	1521	1273	248	83.68	16.32	23700	25500	28800	RMT 96.60 RMT 90.45 RM 68.38	16140 10760 5380	10590 7060 3530
-none-	1351.5	48x0.1678	7x0.1305	1.1551	1.0614	1.398	1590	1273	317	80.06	19.94	27900	29700	33900	RMT 96.60 RMT 90.45 RMT 84.36	17985 11995 6000	11290 7530 3765
Martin/ACSS	1351.5	54x0.1582	19x0.0949	1.1958	1.0614	1.424	1735	1279	456	73.72	26.28	36200	39600	45600	RMT 96.60 RMT 90.45	19015 10965	10960 6320
Popinjay/ACSS	1431.0	42x0.1846	7x0.1026	1.1820	1.1241	1.415	1544	1348	196	87.31	12.69	21000	22500	25100	RMT 96.60 RMT 90.45 RM 68.38	14435 9620 4810	9330 6220 3110
Bobolink/ACSS	1431.0	45x0.1783	7x0.1189	1.2013	1.1236	1.426	1611	1348	263	83.67	16.33	25100	27000	30500	RMT 96.60 RMT 90.45 RM 68.38	16140 10755 5385	10000 6665 3335
Wagtail/ACSS	1431.0	48x0.1727	7x0.1343	1.2235	1.1244	1.439	1684	1348	336	80.06	19.94	29500	31500	35900	RMT 96.60 RMT 90.45 RMT 84.36	17995 12000 6000	10660 7110 3555
Plover/ACSS	1431.0	54x0.1628	19x0.0977	1.2665	1.1241	1.465	1838	1354	483	73.71	26.29	38400	41900	48300	RMT 96.60 RMT 90.45	19025 10975	10350 5970
Nuthatch/ACSS	1510.5	45x0.1832	7x0.1221	1.2682	1.1862	1.466	1700	1423	277	83.68	16.32	26500	28100	31800	RMT 96.60 RMT 90.45 RM 68.38	16115 10745 5370	9480 6320 3160
Parrot/ACSS	1510.5	54x0.1672	19x0.1003	1.3358	1.1856	1.505	1939	1430	509	73.74	26.26	40500	44200	51000	RMT 96.60 RMT 90.45	18990 10950	9800 5650
Ratite/ACSS	1590.0	42x0.1946	7x0.1081	1.3134	1.2492	1.492	1715	1498	218	87.32	12.68	23400	25000	27900	RMT 96.60 RMT 90.45 RM 68.38	14405 9605 4800	8400 5600 2800
Lapwing/ACSS	1590.0	45x0.1880	7x0.1253	1.3355	1.2492	1.504	1790	1498	292	83.67	16.33	27900	29600	33500	RMT 96.60 RMT 90.45 RM 68.38	16110 10740 5370	9000 6000 3000
Hornbill/ACSS	1590.0	48x0.1820	7x0.1416	1.3590	1.2487	1.517	1871	1498	373	80.05	19.95	32200	34400	39400	RMT 96.60 RMT 90.45 RMT 84.36	17960 11975 5985	9600 6400 3200
Falcon/ACSS	1590.0	54x0.1716	19x0.1030	1.4072	1.2489	1.545	2042	1505	537	73.70	26.30	42600	46600	53700	RMT 96.60 RMT 90.45	19030 10965	9320 5370
Chukar/ACSS	1780.0	84x0.1456	19x0.0874	1.5126	1.3986	1.602	2071	1685	387	81.33	18.67	35300	38200	43900	RMT 96.60	19060	9200
Seahawk/ACSS	1869.0	68x0.1658	7x0.0921	1.5148	1.4681	1.603	1918	1760	158	91.77	8.23	21500	22700	24800	RMT 96.60	17345	9000
Mockingbird/ACSS	2034.5	72x0.1681	7x0.1121	1.6670	1.5979	1.681	2160	1926	234	89.17	10.83	27200	28900	32000	RMT 96.60	16115	7460
Roadrunner/ACSS	2057.5	76x0.1645	19x0.0768	1.7033	1.6152	1.700	2246	1947	299	86.71	13.29	31700	33900	38300	RMT 96.60	17520	7800
Bluebird/ACSS	2156.0	84x0.1602	19x0.0961	1.8310	1.6931	1.762	2508	2041	467	81.36	18.64	42100	45500	51700	RMT 96.60	18805	7500
Kiwi/ACSS	2167.0	72x0.1735	7x0.1157	1.7758	1.7022	1.735	2300	2051	249	89.17	10.83	29000	30800	34100	RMT 96.60	16100	7000
Thrasher/ACSS	2312.0	76x0.1744	19x0.0814	1.9144	1.8155	1.802	2524	2188	335	86.71	13.29	35600	38100	43000	RMT 96.60	17660	7000
Joree/ACSS	2515.0	76x0.1819	19x0.0849	2.0826	1.9750	1.880	2745	2380	365	86.71	13.29	38700	41400	46800	RMT 96.60	17295	6300

(1) Code words shown denote ACSS with regular-strength Class A zinc-5% aluminum mischmetal alloy-coated steel core (MA2). See the Options section to find the appropriate code word modifier designation for alternative design options.

(2) Due to rounding, total values may be slightly greater or slightly less than the sum of the component values.

(3) Weights shown are for conductor only and do not include the reel. Normal length and shipping tolerances apply.

Dimensions and weights not designated minimum or maximum are nominal values and subject to manufacturing tolerances. In this context, weight means mass.

TransPowr® ACSS Bare Overhead Conductor

Aluminum Conductor Steel-Supported Concentric-Lay-Stranded



ACSS, CONCENTRIC-LAY-STRANDED (ELECTRICAL PROPERTIES)

CODE WORD (1)	SIZE AWG OR kcmil	STRANDING NO. X DIA. INCHES		CROSS-SECTION SQ. INCHES		O.D. INCHES	RESISTANCE (4) OHMS/1000 FT				AMPACITY (5)		GEOMETRIC MEAN RADIUS FT	INDUCTIVE REACTANCE OHM/1000 FT (6)	CAPACITIVE REACTANCE MEGAOHM 1000 FT (6)
		AL	STEEL	TOTAL	AL		DC @ 20°C	AC @ 25°C	AC @ 75°C	AC @ 200°C	75°C	200°C			
Diver/ACSS	1272.0	48x0.1628	7x0.1266	1.0873	0.9992	1.357	0.0131	0.0140	0.0172	0.0246	1185	2160	0.0450	0.0713	0.4500
Pheasant/ACSS	1272.0	54x0.1535	19x0.0921	1.1259	0.9993	1.381	0.0131	0.0139	0.0171	0.0246	1190	2175	0.0464	0.0706	0.4471
Ringdove/ACSS	1351.5	42x0.1794	7x0.0997	1.1163	1.0617	1.376	0.0124	0.0134	0.0163	0.0234	1220	2225	0.0451	0.0712	0.4478
Dipper/ACSS	1351.5	45x0.1733	7x0.1155	1.1348	1.0614	1.386	0.0124	0.0133	0.0163	0.0233	1225	2235	0.0457	0.0709	0.4466
-none-	1351.5	48x0.1678	7x0.1305	1.1551	1.0614	1.398	0.0123	0.0133	0.0162	0.0232	1230	2245	0.0464	0.0706	0.4452
Martin/ACSS	1351.5	54x0.1582	19x0.0949	1.1958	1.0614	1.424	0.0123	0.0132	0.0161	0.0231	1235	2260	0.0478	0.0699	0.4424
Popinjay/ACSS	1431.0	42x0.1846	7x0.1026	1.1820	1.1241	1.415	0.0117	0.0127	0.0155	0.0221	1260	2310	0.0464	0.0706	0.4434
Bobolink/ACSS	1431.0	45x0.1783	7x0.1189	1.2013	1.1236	1.426	0.0117	0.0127	0.0154	0.0220	1265	2320	0.0470	0.0703	0.4421
Wagtail/ACSS	1431.0	48x0.1727	7x0.1343	1.2235	1.1244	1.439	0.0117	0.0126	0.0153	0.0219	1270	2330	0.0477	0.0699	0.4408
Plover/ACSS	1431.0	54x0.1628	19x0.0977	1.2665	1.1241	1.465	0.0117	0.0125	0.0153	0.0219	1280	2350	0.0492	0.0692	0.4379
Nuthatch/ACSS	1510.5	45x0.1832	7x0.1221	1.2682	1.1862	1.466	0.0111	0.0121	0.0147	0.0209	1310	2405	0.0483	0.0696	0.4379
Parrot/ACSS	1510.5	54x0.1672	19x0.1003	1.3358	1.1856	1.505	0.0110	0.0119	0.0145	0.0207	1325	2435	0.0505	0.0686	0.4337
Ratite/ACSS	1590.0	42x0.1946	7x0.1081	1.3134	1.2492	1.492	0.0105	0.0116	0.0140	0.0199	1340	2475	0.0489	0.0694	0.4351
Lapwing/ACSS	1590.0	45x0.1880	7x0.1253	1.3355	1.2492	1.504	0.0105	0.0115	0.0140	0.0199	1350	2485	0.0496	0.0690	0.4338
Hornbill/ACSS	1590.0	48x0.1820	7x0.1416	1.3590	1.2487	1.517	0.0105	0.0114	0.0139	0.0198	1355	2500	0.0503	0.0687	0.4325
Falcon/ACSS	1590.0	54x0.1716	19x0.1030	1.4072	1.2489	1.545	0.0105	0.0114	0.0138	0.0197	1365	2520	0.0519	0.0680	0.4297
Chukar/ACSS	1780.0	84x0.1456	19x0.0874	1.5126	1.3986	1.602	0.0094	0.0104	0.0122	0.0169	1465	2750	0.0532	0.0674	0.4240
Seahawk/ACSS	1869.0	68x0.1658	7x0.0921	1.5148	1.4681	1.603	0.0090	0.0101	0.0119	0.0163	1490	2805	0.0523	0.0678	0.4239
Mockingbird/ACSS	2034.5	72x0.1681	7x0.1121	1.6670	1.5979	1.681	0.0083	0.0094	0.0110	0.0151	1565	2960	0.0551	0.0666	0.4164
Roadrunner/ACSS	2057.5	76x0.1645	19x0.0768	1.7033	1.6152	1.700	0.0082	0.0093	0.0108	0.0149	1580	2995	0.0560	0.0662	0.4146
Bluebird/ACSS	2156.0	84x0.1602	19x0.0961	1.8310	1.6931	1.762	0.0078	0.0088	0.0103	0.0141	1640	3105	0.0586	0.0652	0.4090
Kiwi/ACSS	2167.0	72x0.1735	7x0.1157	1.7758	1.7022	1.735	0.0078	0.0090	0.0104	0.0142	1620	3080	0.0569	0.0659	0.4115
Thrasher/ACSS	2312.0	76x0.1744	19x0.0814	1.9144	1.8155	1.802	0.0073	0.0085	0.0098	0.0134	1690	3220	0.0594	0.0649	0.4055
Joree/ACSS	2515.0	76x0.1819	19x0.0849	2.0826	1.9750	1.880	0.0067	0.0079	0.0092	0.0124	1765	3390	0.0619	0.0639	0.3989

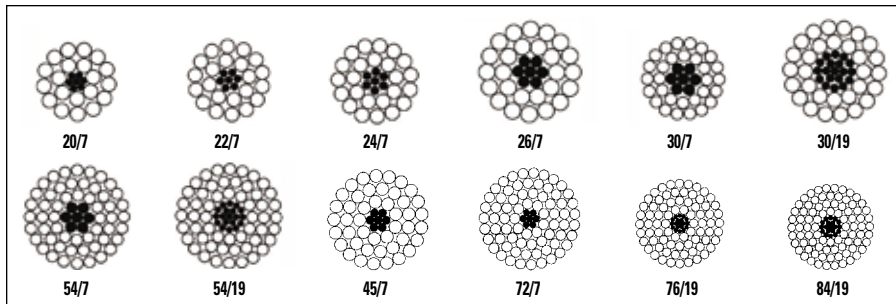
(1) Code words shown denote ACSS with regular-strength Class A zinc-5% aluminum mischmetal alloy-coated steel core (MA2). See the Options section to find the appropriate code word modifier designation for alternative design options.
 (4) Based on a conductivity of 63.0% IACS at 20°C for aluminum and 8% IACS at 20°C for the steel core. AC resistance for single-layer and three-layer designs approximates the effects of core magnetization. To convert to ohms/mile, multiply by 5.28. To convert to ohms/km, multiply by 3.281.
 (5) Based on the given conductor temperature at 60 Hz and the following conditions: 25°C ambient temperature, 2 ft/sec crosswind (90° to conductor), 0.5 coefficient of emissivity, 0.5 coefficient of absorptivity, 30° northern latitude, sea level elevation, 90° azimuth of line (East-West), clear atmosphere, and a date and time of noon on July 1 (resulting in 96.0 W/ft² of solar and sky radiated heat). Actual ampacity will differ based on local conditions. For specific ampacities, please contact your General Cable sales representative.
 (6) Values for inductive reactance and capacitive reactance are expressed in terms of a 1 ft radius.



Notes

TransPowr® ACSS/AW Bare Overhead Conductor

Aluminum Conductor Aluminum-Clad Steel-Supported Concentric-Lay-Stranded



Product Construction:

Complete Conductor:

ACSS/AW is a composite concentric-lay-stranded cable. Aluminum-clad steel strands form the central core of the cable, around which is stranded one or more layers of aluminum 1350-O wires. ACSS/AW conductors are manufactured in accordance with the latest issue of ASTM B856. The "O" temper of the aluminum, a fully annealed or soft temper, causes most or all of the mechanical load of ACSS/AW to be carried by the steel. The aluminum-clad steel core may consist of 7, 19, 37 or more wires. Numerous combinations of aluminum and steel strand and layers are possible. The sizes and strandings listed on the following pages are those most frequently used for overhead lines.

Features and Benefits:

The AW core, which consists of a thick layer of aluminum (approx. 10% of the nominal wire/radius) over steel, gives ACSS/AW conductors the advantages of standard ACSS along with the light weight and good conductivity of aluminum and the high tensile strength and ruggedness of steel. ACSS/AW can operate continuously at high temperatures (250°C) without damage, allowing for a significant increase in conductor current-carrying capacity. The cross-sections above illustrate some common stranding.

Applications:

Aluminum conductor steel-supported with aluminum-clad steel wire (ACSS/AW) are used for overhead distribution and transmission lines where a high degree of corrosion resistance is required.

Options:

- Trapezoidal-shaped aluminum strands (/TW)
- Non-specular surface finish (/NS)

For more information, or information on other conductor sizes, designs and/or specific installation requirements not shown in the tables, contact your General Cable sales representative or e-mail info@generalcable.com.

TransPowr® ACSS/AW Bare Overhead Conductor

Aluminum Conductor Aluminum-Clad Steel-Supported Concentric-Lay-Stranded



ACSS/AW, CONCENTRIC-LAY-STRANDED (MECHANICAL PROPERTIES)

CODE WORD (1)	SIZE AWG OR kcmil	STRANDING NO. X DIA. INCHES		CROSS-SECTION SQ. INCHES		O.D. INCHES	APPROX. WEIGHT LB/1000 FT (2)			PERCENT BY MASS		RATED STRENGTH LBS	STANDARD PACKAGES (3)		
		AL	STEEL	TOTAL	AL		TOTAL	AL	STEEL	AL	STEEL		REEL DESIGNATION	WEIGHT POUNDS	LENGTH FEET
Spoonbill/ACSS/AW	266.8	22x0.1101	7x0.0612	0.2300	0.2095	0.624	310	251	59	80.97	19.03	5720	RM 68.38	2715	8755
Scaup/ACSS/AW	266.8	24x0.1054	7x0.0703	0.2366	0.2095	0.633	329	251	78	76.33	23.67	7010	RM 68.38	3130	9520
Partridge/ACSS/AW	266.8	26x0.1013	7x0.0788	0.2437	0.2096	0.642	349	251	98	71.96	28.04	8370	RM 68.38	3605	10330
Junco/ACSS/AW	266.8	30x0.0943	7x0.0943	0.2584	0.2095	0.660	392	252	140	64.24	35.76	11200	RM 68.38	4660	11890
Ostrich/ACSS/AW	300.0	26x0.1074	7x0.0835	0.2739	0.2355	0.680	393	283	110	71.99	28.01	9400	RM 68.38	3600	9190
Trogon/ACSS/AW	336.4	20x0.1297	7x0.0576	0.2825	0.2642	0.692	369	317	52	85.83	14.17	5710	RM 68.38	4655	12610
Woodcock/ACSS/AW	336.4	22x0.1237	7x0.0687	0.2903	0.2644	0.701	391	317	74	80.98	19.02	7220	RMT 84.36 RM 68.38	5425 2715	13880 6940
Widgeon/ACSS/AW	336.4	24x0.1184	7x0.0789	0.2985	0.2642	0.710	415	317	98	76.34	23.66	8830	RMT 84.36 RM 68.38	6280 3140	15130 7565
Linnet/ACSS/AW	336.4	26x0.1137	7x0.0884	0.3070	0.2640	0.720	440	317	123	72.00	28.00	10500	RMT 84.36 RM 68.38	7210 3605	16390 8195
Oriole/ACSS/AW	336.4	30x0.1059	7x0.1059	0.3259	0.2642	0.741	494	318	177	64.23	35.77	14200	RM 68.38	4670	9430
Ptarmigan/ACSS/AW	397.5	20x0.1410	7x0.0627	0.3339	0.3123	0.752	436	374	62	85.79	14.21	6800	RM 68.38	4665	10670
Stork/ACSS/AW	397.5	22x0.1344	7x0.0747	0.3428	0.3121	0.762	462	374	88	80.97	19.03	8530	RMT 84.36 RM 68.38	5420 2710	11730 5865
Brant/ACSS/AW	397.5	24x0.1287	7x0.0858	0.3527	0.3122	0.772	491	374	116	76.33	23.67	10400	RMT 84.36 RM 68.38	6265 3135	12790 6395
Ibis/ACSS/AW	397.5	26x0.1236	7x0.0961	0.3627	0.3120	0.783	520	374	146	71.99	28.01	12400	RMT 84.36 RM 68.38	7210 3605	13870 6935
Lark/ACSS/AW	397.5	30x0.1151	7x0.1151	0.3850	0.3121	0.806	584	375	209	64.24	35.76	16700	RM 68.38	4660	7980
Tailorbird/ACSS/AW	477.0	20x0.1544	7x0.0686	0.4003	0.3746	0.824	523	449	74	85.82	14.18	8100	RM 68.38	4655	8900
Toucan/ACSS/AW	477.0	22x0.1472	7x0.0818	0.4112	0.3744	0.834	555	449	106	80.98	19.02	10200	RMT 84.36 RM 68.38	5435 2715	9790 4895
Flicker/ACSS/AW	477.0	24x0.1410	7x0.0940	0.4233	0.3747	0.846	589	449	139	76.33	23.67	12500	RMT 84.36 RM 68.38	6270 3135	10660 5330
Hawk/ACSS/AW	477.0	26x0.1354	7x0.1053	0.4353	0.3744	0.858	624	449	175	71.98	28.02	14900	RMT 84.36 RM 68.38	7215 3605	11560 5780
Hen/ACSS/AW	477.0	30x0.1261	7x0.1261	0.4621	0.3747	0.883	701	450	251	64.23	35.77	20100	RM 68.38	4660	6650
Heron/ACSS/AW	500.0	30x0.1291	7x0.1291	0.4843	0.3927	0.904	735	472	263	64.23	35.77	20600	RM 68.38	4665	6345
Tody/ACSS/AW	556.5	20x0.1668	7x0.0741	0.4672	0.4370	0.890	611	524	87	85.82	14.18	9450	RM 68.38	4655	7620
Sapsucker/ACSS/AW	556.5	22x0.1590	7x0.0883	0.4797	0.4368	0.901	647	524	123	81.00	19.00	11900	RMT 84.36 RM 68.38	5430 2715	8390 4195
Parakeet/ACSS/AW	556.5	24x0.1523	7x0.1015	0.4939	0.4372	0.914	687	524	162	76.34	23.66	14600	RMT 84.36 RM 68.38	6270 3135	9140 4570
Dove/ACSS/AW	556.5	26x0.1463	7x0.1138	0.5083	0.4371	0.927	728	524	204	71.96	28.04	17500	RMT 84.36 RM 68.38	7215 3605	9910 4955
Eagle/ACSS/AW	556.5	30x0.1362	7x0.1362	0.5391	0.4371	0.953	818	525	293	64.23	35.77	22900	RM 68.38	4665	5700
Peacock/ACSS/AW	605.0	24x0.1588	7x0.1059	0.5370	0.4753	0.953	747	570	177	76.31	23.69	15900	RMT 84.36 RM 68.38	6280 3140	8410 4205
Squab/ACSS/AW	605.0	26x0.1525	7x0.1186	0.5522	0.4749	0.966	792	570	222	71.98	28.02	19000	RMT 84.36 RM 68.38	7215 3610	9110 4555
Wood Duck/ACSS/AW	605.0	30x0.1420	7x0.1420	0.5860	0.4751	0.994	889	571	318	64.24	35.76	24400	RM 68.38	4665	5245
Teal/ACSS/AW	605.0	30x0.1420	19x0.0852	0.5834	0.4751	0.994	883	571	311	64.72	35.28	25000	RMT 84.45 RM 68.38	9250 4625	10490 5245
Turacos/ACSS/AW	636.0	20x0.1783	7x0.0792	0.5339	0.4994	0.951	698	599	99	85.83	14.17	10800	RMT 84.36 RM 68.38	6980 4655	10000 6670
Goldfinch/ACSS/AW	636.0	22x0.1700	7x0.0944	0.5483	0.4994	0.963	740	599	141	81.00	19.00	13600	RMT 84.45 RMT 84.36 RM 68.38	8145 5430 2715	11010 7340 3670
Rook/ACSS/AW	636.0	24x0.1628	7x0.1085	0.5643	0.4996	0.977	785	599	186	76.34	23.66	16700	RMT 84.45 RMT 84.36 RM 68.38	9420 6280 3140	12000 8000 4000

(1) Code words shown, including suffix /AW, denote ACSS with aluminum-clad steel core. See the Options section to find the appropriate code word modifier designation for alternative design options.
 (2) Due to rounding, total values may be slightly greater or slightly less than the sum of the component values.
 (3) Weights shown are for conductor only and do not include the reel. Normal length and shipping tolerances apply.
 Dimensions and weights not designated minimum or maximum are nominal values and subject to manufacturing tolerances. In this context, weight means mass.

TransPowr® ACSS/AW Bare Overhead Conductor

Aluminum Conductor Aluminum-Clad Steel-Supported Concentric-Lay-Stranded



ACSS/AW, CONCENTRIC-LAY-STRANDED (ELECTRICAL PROPERTIES)

CODE WORD (1)	SIZE AWG OR kcmil	STRANDING NO. X DIA. INCHES		CROSS-SECTION SQ. INCHES		O.D. INCHES	RESISTANCE (4) OHMS/1000 FT				AMPACITY (5)		GEOMETRIC MEAN RADIUS FT	INDUCTIVE REACTANCE OHM/1000 FT (6)	CAPACITIVE REACTANCE MEGAOHM 1000 FT (6)
		AL	STEEL	TOTAL	AL		DC @ 20°C	AC @ 25°C	AC @ 75°C	AC @ 200°C	75°C	200°C			
Spoonbill/ACSS/AW	266.8	22x0.1101	7x0.0612	0.2300	0.2095	0.624	0.0613	0.0626	0.0753	0.1070	460	810	0.0204	0.0894	0.5716
Scaup/ACSS/AW	266.8	24x0.1054	7x0.0703	0.2366	0.2095	0.633	0.0607	0.0620	0.0745	0.1059	465	815	0.0209	0.0889	0.5694
Partridge/ACSS/AW	266.8	26x0.1013	7x0.0788	0.2437	0.2096	0.642	0.0600	0.0614	0.0737	0.1047	470	825	0.0213	0.0884	0.5672
Junco/ACSS/AW	266.8	30x0.0943	7x0.0943	0.2584	0.2095	0.660	0.0589	0.0602	0.0723	0.1025	480	840	0.0223	0.0875	0.5628
Ostrich/ACSS/AW	300.0	26x0.1074	7x0.0835	0.2739	0.2355	0.680	0.0534	0.0546	0.0656	0.0931	505	890	0.0226	0.0871	0.5581
Trogon/ACSS/AW	336.4	20x0.1297	7x0.0576	0.2825	0.2642	0.692	0.0490	0.0502	0.0604	0.0857	530	935	0.0225	0.0872	0.5555
Woodcock/ACSS/AW	336.4	22x0.1237	7x0.0687	0.2903	0.2644	0.701	0.0486	0.0497	0.0598	0.0849	535	940	0.0230	0.0867	0.5534
Widgeon/ACSS/AW	336.4	24x0.1184	7x0.0789	0.2985	0.2642	0.710	0.0481	0.0492	0.0592	0.0840	540	950	0.0235	0.0862	0.5513
Linnet/ACSS/AW	336.4	26x0.1137	7x0.0884	0.3070	0.2640	0.720	0.0476	0.0487	0.0585	0.0831	545	960	0.0240	0.0857	0.5491
Oriole/ACSS/AW	336.4	30x0.1059	7x0.1059	0.3259	0.2642	0.741	0.0467	0.0477	0.0573	0.0814	555	980	0.0250	0.0848	0.5446
Ptarmigan/ACSS/AW	397.5	20x0.1410	7x0.0627	0.3339	0.3123	0.752	0.0415	0.0426	0.0511	0.0726	590	1040	0.0244	0.0853	0.5424
Stork/ACSS/AW	397.5	22x0.1344	7x0.0747	0.3428	0.3121	0.762	0.0411	0.0421	0.0506	0.0719	595	1050	0.0249	0.0848	0.5404
Brant/ACSS/AW	397.5	24x0.1287	7x0.0858	0.3527	0.3122	0.772	0.0407	0.0417	0.0501	0.0711	600	1060	0.0255	0.0843	0.5382
Ibis/ACSS/AW	397.5	26x0.1236	7x0.0961	0.3627	0.3120	0.783	0.0403	0.0413	0.0496	0.0703	605	1070	0.0261	0.0838	0.5360
Lark/ACSS/AW	397.5	30x0.1151	7x0.1151	0.3850	0.3121	0.806	0.0395	0.0404	0.0486	0.0689	615	1095	0.0272	0.0829	0.5316
Tailorbird/ACSS/AW	477.0	20x0.1544	7x0.0686	0.4003	0.3746	0.824	0.0346	0.0355	0.0427	0.0605	660	1175	0.0267	0.0832	0.5281
Toucan/ACSS/AW	477.0	22x0.1472	7x0.0818	0.4112	0.3744	0.834	0.0343	0.0352	0.0422	0.0599	665	1185	0.0273	0.0827	0.5261
Flicker/ACSS/AW	477.0	24x0.1410	7x0.0940	0.4233	0.3747	0.846	0.0339	0.0348	0.0418	0.0593	670	1195	0.0279	0.0822	0.5240
Hawk/ACSS/AW	477.0	26x0.1354	7x0.1053	0.4353	0.3744	0.858	0.0336	0.0344	0.0413	0.0586	675	1210	0.0285	0.0817	0.5218
Hen/ACSS/AW	477.0	30x0.1261	7x0.1261	0.4621	0.3747	0.883	0.0329	0.0337	0.0405	0.0574	690	1230	0.0298	0.0808	0.5173
Heron/ACSS/AW	500.0	30x0.1291	7x0.1291	0.4843	0.3927	0.904	0.0314	0.0322	0.0387	0.0548	710	1270	0.0305	0.0802	0.5136
Tody/ACSS/AW	556.5	20x0.1668	7x0.0741	0.4672	0.4370	0.890	0.0296	0.0305	0.0366	0.0519	725	1300	0.0289	0.0815	0.5161
Sapsucker/ACSS/AW	556.5	22x0.1590	7x0.0883	0.4797	0.4368	0.901	0.0294	0.0302	0.0363	0.0514	730	1310	0.0295	0.0810	0.5140
Parakeet/ACSS/AW	556.5	24x0.1523	7x0.1015	0.4939	0.4372	0.914	0.0291	0.0299	0.0359	0.0509	740	1325	0.0302	0.0805	0.5119
Dove/ACSS/AW	556.5	26x0.1463	7x0.1138	0.5083	0.4371	0.927	0.0288	0.0296	0.0355	0.0503	745	1335	0.0308	0.0800	0.5097
Eagle/ACSS/AW	556.5	30x0.1362	7x0.1362	0.5391	0.4371	0.953	0.0282	0.0290	0.0348	0.0492	760	1365	0.0321	0.0790	0.5052
Peacock/ACSS/AW	605.0	24x0.1588	7x0.1059	0.5370	0.4753	0.953	0.0267	0.0275	0.0330	0.0468	780	1395	0.0315	0.0795	0.5053
Squab/ACSS/AW	605.0	26x0.1525	7x0.1186	0.5522	0.4749	0.966	0.0265	0.0272	0.0327	0.0463	785	1410	0.0321	0.0790	0.5031
Wood Duck/ACSS/AW	605.0	30x0.1420	7x0.1420	0.5860	0.4751	0.994	0.0260	0.0267	0.0320	0.0453	800	1440	0.0335	0.0780	0.4987
Teal/ACSS/AW	605.0	30x0.1420	19x0.0852	0.5834	0.4751	0.994	0.0260	0.0267	0.0320	0.0454	800	1440	0.0335	0.0780	0.4987
Turacos/ACSS/AW	636.0	20x0.1783	7x0.0792	0.5339	0.4994	0.951	0.0259	0.0268	0.0321	0.0455	790	1415	0.0309	0.0799	0.5056
Goldfinch/ACSS/AW	636.0	22x0.1700	7x0.0944	0.5483	0.4994	0.963	0.0257	0.0265	0.0318	0.0450	795	1430	0.0316	0.0794	0.5036
Rook/ACSS/AW	636.0	24x0.1628	7x0.1085	0.5643	0.4996	0.977	0.0254	0.0262	0.0314	0.0445	800	1445	0.0322	0.0789	0.5014

(1) Code words shown, including suffix /AW, denote ACSS with aluminum-clad steel core. See the Options section to find the appropriate code word modifier designation for alternative design options.
 (4) Based on a conductivity of 63.0% IACS at 20°C for aluminum and 20.3% IACS at 20°C for the aluminum-clad steel core. AC resistance for single-layer and three-layer designs approximates the effects of core magnetization. To convert to ohms/mile, multiply by 5.28. To convert to ohms/km, multiply by 3.281.
 (5) Based on the given conductor temperature at 60 Hz and the following conditions: 25°C ambient temperature, 2 ft/sec crosswind (90° to conductor), 0.5 coefficient of emissivity, 0.5 coefficient of absorptivity, 30° northern latitude, sea level elevation, 90° azimuth of line (East-West), clear atmosphere, and a date and time of noon on July 1 (resulting in 96.0 W/ft² of solar and sky radiated heat). Actual ampacity will differ based on local conditions. For specific ampacities, please contact your General Cable sales representative.
 (6) Values for inductive reactance and capacitive reactance are expressed in terms of a 1 ft radius.



TransPowr® ACSS/AW Bare Overhead Conductor

Aluminum Conductor Aluminum-Clad Steel-Supported Concentric-Lay-Stranded



ACSS/AW, CONCENTRIC-LAY-STRANDED (MECHANICAL PROPERTIES)

CODE WORD (1)	SIZE AWG OR kcmil	STRANDING NO. X DIA. INCHES		CROSS-SECTION SQ. INCHES		O.D. INCHES	APPROX. WEIGHT LB/1000 FT (2)			PERCENT BY MASS		RATED STRENGTH LBS	STANDARD PACKAGES (3)		
		AL	STEEL	TOTAL	AL		TOTAL	AL	STEEL	AL	STEEL		REEL DESIGNATION	WEIGHT POUNDS	LENGTH FEET
Grosbeak/ACSS/AW	636.0	26x0.1564	7x0.1216	0.5808	0.4995	0.990	832	599	233	71.98	28.02	19900	RMT 90.45 RMT 84.36 RM 68.38	10825 7215 3605	13010 8670 4335
Scoter/ACSS/AW	636.0	30x0.1456	7x0.1456	0.6160	0.4995	1.019	935	601	334	64.24	35.76	25100	RMT 96.60 RM 68.38	14030 4675	15020 5005
Egret/ACSS/AW	636.0	30x0.1456	19x0.0874	0.6135	0.4995	1.019	928	601	328	64.70	35.30	26300	RMT 96.60 RMT 84.45 RM 68.38	13885 9260 4630	14960 9980 4990
Flamingo/ACSS/AW	666.6	24x0.1667	7x0.1111	0.5917	0.5238	1.000	823	628	195	76.33	23.67	17500	RMT 84.45 RMT 84.36 RM 68.38	9430 6280 3140	11460 7630 3815
Gannet/ACSS/AW	666.6	26x0.1601	7x0.1245	0.6086	0.5234	1.014	872	628	244	71.98	28.02	20900	RMT 90.45 RMT 84.36 RM 68.38	10820 7220 3610	12410 8280 4140
Stilt/ACSS/AW	715.5	24x0.1727	7x0.1151	0.6350	0.5622	1.036	883	674	209	76.33	23.67	18800	RMT 84.45 RMT 84.36 RM 68.38	9415 6270 3135	10660 7100 3550
Starling/ACSS/AW	715.5	26x0.1659	7x0.1290	0.6535	0.5620	1.051	936	674	262	71.97	28.03	22000	RMT 90.45 RMT 84.36 RM 68.38	10810 7215 3610	11550 7710 3855
Redwing/ACSS/AW	715.5	30x0.1544	19x0.0926	0.6897	0.5617	1.081	1043	676	368	64.75	35.25	29500	RMT 96.60 RMT 84.45 RM 68.38	13870 9260 4630	13300 8880 4440
Macaw/ACSS/AW	795.0	42x0.1376	7x0.0764	0.6567	0.6246	1.055	841	749	92	89.05	10.95	11400	RMT 90.45 RM 68.38	9420 4710	11200 5600
Turbit/ACSS/AW	795.0	20x0.1994	7x0.0886	0.6677	0.6246	1.063	873	749	124	85.81	14.19	13500	RMT 84.36 RM 68.38	6985 4655	8000 5330
Tern/ACSS/AW	795.0	45x0.1329	7x0.0886	0.6674	0.6242	1.063	873	749	124	85.81	14.19	13500	RMT 96.60 RMT 90.45 RM 68.38	15715 10475 5240	18000 12000 6000
Puffin/ACSS/AW	795.0	22x0.1901	7x0.1056	0.6857	0.6244	1.077	925	749	176	80.98	19.02	17100	RMT 84.45 RMT 84.36 RM 68.38	8140 5430 2715	8800 5870 2935
Cuckoo/ACSS/AW	795.0	24x0.1820	7x0.1213	0.7053	0.6244	1.092	981	749	232	76.34	23.66	20900	RMT 84.45 RMT 84.36 RM 68.38	9425 6280 3140	9610 6400 3200
Condor/ACSS/AW	795.0	54x0.1213	7x0.1213	0.7049	0.6240	1.092	981	749	232	76.34	23.66	20900	RMT 96.60 RMT 90.45	18345 10585	18720 10800
Drake/ACSS/AW	795.0	26x0.1749	7x0.1360	0.7263	0.6246	1.107	1041	749	292	71.97	28.03	24400	RMT 90.45 RMT 84.36 RM 68.38	10825 7225 3610	10400 6940 3470
Mallard/ACSS/AW	795.0	30x0.1628	19x0.0977	0.7669	0.6245	1.140	1160	751	409	64.71	35.29	32900	RMT 96.60 RMT 84.45 RM 68.38	13885 9255 4630	11970 7980 3990
Ruddy/ACSS/AW	900.0	45x0.1414	7x0.0943	0.7555	0.7066	1.131	988	848	140	85.80	14.20	15300	RMT 96.60 RMT 90.45 RM 68.38	15685 10450 5225	15890 10590 5295
Canary/ACSS/AW	900.0	54x0.1291	7x0.1291	0.7985	0.7069	1.162	1111	848	263	76.33	23.67	23200	RMT 96.60 RMT 90.45	18375 10600	16540 9540
Phoenix/ACSS/AW	954.0	42x0.1507	7x0.0837	0.7877	0.7491	1.155	1009	899	110	89.05	10.95	13600	RMT 90.45 RM 68.38	9415 4705	9340 4670

(1) Code words shown, including suffix /AW, denote ACSS with aluminum-clad steel core. See the Options section to find the appropriate code word modifier designation for alternative design options.

(2) Due to rounding, total values may be slightly greater or slightly less than the sum of the component values.

(3) Weights shown are for conductor only and do not include the reel. Normal length and shipping tolerances apply.

Dimensions and weights not designated minimum or maximum are nominal values and subject to manufacturing tolerances. In this context, weight means mass.

TransPowr® ACSS/AW Bare Overhead Conductor

Aluminum Conductor Aluminum-Clad Steel-Supported Concentric-Lay-Stranded



ACSS/AW, CONCENTRIC-LAY-STRADED (ELECTRICAL PROPERTIES)

CODE WORD (1)	SIZE AWG OR kcmil	STRANDING NO. X DIA. INCHES		CROSS-SECTION SQ. INCHES		O.D. INCHES	RESISTANCE (4) OHMS/1000 FT				AMPACITY (5)		GEOMETRIC MEAN RADIUS FT	INDUCTIVE REACTANCE OHM/1000 FT (6)	CAPACITIVE REACTANCE MEGAOHM - 1000 FT (6)
		AL	STEEL	TOTAL	AL		DC @ 20°C	AC @ 25°C	AC @ 75°C	AC @ 200°C	75°C	200°C			
Grosbeak/ACSS/AW	636.0	26x0.1564	7x0.1216	0.5808	0.4995	0.990	0.0252	0.0259	0.0311	0.0440	810	1460	0.0329	0.0784	0.4992
Scoter/ACSS/AW	636.0	30x0.1456	7x0.1456	0.6160	0.4995	1.019	0.0247	0.0254	0.0304	0.0431	825	1490	0.0344	0.0775	0.4948
Egret/ACSS/AW	636.0	30x0.1456	19x0.0874	0.6135	0.4995	1.019	0.0247	0.0254	0.0305	0.0432	825	1485	0.0344	0.0774	0.4947
Flamingo/ACSS/AW	666.6	24x0.1667	7x0.1111	0.5917	0.5238	1.000	0.0243	0.0250	0.0300	0.0425	825	1490	0.0330	0.0784	0.4977
Gannet/ACSS/AW	666.6	26x0.1601	7x0.1245	0.6086	0.5234	1.014	0.0240	0.0248	0.0297	0.0420	835	1505	0.0337	0.0779	0.4956
Stilt/ACSS/AW	715.5	24x0.1727	7x0.1151	0.6350	0.5622	1.036	0.0226	0.0234	0.0280	0.0396	865	1560	0.0342	0.0776	0.4922
Starling/ACSS/AW	715.5	26x0.1659	7x0.1290	0.6535	0.5620	1.051	0.0224	0.0231	0.0277	0.0392	870	1575	0.0349	0.0771	0.4900
Redwing/ACSS/AW	715.5	30x0.1544	19x0.0926	0.6897	0.5617	1.081	0.0220	0.0227	0.0272	0.0384	885	1605	0.0365	0.0761	0.4856
Macaw/ACSS/AW	795.0	42x0.1376	7x0.0764	0.6567	0.6246	1.055	0.0209	0.0218	0.0271	0.0392	885	1575	0.0344	0.0774	0.4894
Turbit/ACSS/AW	795.0	20x0.1994	7x0.0886	0.6677	0.6246	1.063	0.0208	0.0216	0.0258	0.0365	905	1640	0.0345	0.0774	0.4881
Tern/ACSS/AW	795.0	45x0.1329	7x0.0886	0.6674	0.6242	1.063	0.0208	0.0217	0.0269	0.0390	885	1585	0.0349	0.0771	0.4881
Puffin/ACSS/AW	795.0	22x0.1901	7x0.1056	0.6857	0.6244	1.077	0.0206	0.0213	0.0255	0.0361	915	1655	0.0353	0.0769	0.4861
Cuckoo/ACSS/AW	795.0	24x0.1820	7x0.1213	0.7053	0.6244	1.092	0.0204	0.0211	0.0252	0.0357	920	1670	0.0361	0.0764	0.4840
Condor/ACSS/AW	795.0	54x0.1213	7x0.1213	0.7049	0.6240	1.092	0.0204	0.0212	0.0263	0.0382	905	1615	0.0363	0.0762	0.4840
Drake/ACSS/AW	795.0	26x0.1749	7x0.1360	0.7263	0.6246	1.107	0.0201	0.0208	0.0250	0.0353	930	1690	0.0368	0.0759	0.4818
Mallard/ACSS/AW	795.0	30x0.1628	19x0.0977	0.7669	0.6245	1.140	0.0198	0.0204	0.0245	0.0346	945	1720	0.0384	0.0749	0.4773
Ruddy/ACSS/AW	900.0	45x0.1414	7x0.0943	0.7555	0.7066	1.131	0.0183	0.0193	0.0238	0.0344	960	1720	0.0371	0.0757	0.4784
Canary/ACSS/AW	900.0	54x0.1291	7x0.1291	0.7985	0.7069	1.162	0.0180	0.0188	0.0233	0.0337	975	1755	0.0387	0.0748	0.4742
Phoenix/ACSS/AW	954.0	42x0.1507	7x0.0837	0.7877	0.7491	1.155	0.0174	0.0183	0.0226	0.0327	990	1780	0.0377	0.0753	0.4751

(1) Code words shown, including suffix /AW, denote ACSS with aluminum-clad steel core. See the Options section to find the appropriate code word modifier designation for alternative design options.
 (4) Based on a conductivity of 63.0% IACS at 20°C for aluminum and 20.3% IACS at 20°C for the aluminum-clad steel core. AC resistance for single-layer and three-layer designs approximates the effects of core magnetization. To convert to ohms/mile, multiply by 5.28. To convert to ohms/km, multiply by 3.281.
 (5) Based on the given conductor temperature at 60 Hz and the following conditions: 25°C ambient temperature, 2 ft/sec crosswind (90° to conductor), 0.5 coefficient of emissivity, 0.5 coefficient of absorptivity, 30° northern latitude, sea level elevation, 90° azimuth of line (East-West), clear atmosphere, and a date and time of noon on July 1 (resulting in 96.0 W/ft² of solar and sky radiated heat). Actual ampacity will differ based on local conditions. For specific ampacities, please contact your General Cable sales representative.
 (6) Values for inductive reactance and capacitive reactance are expressed in terms of a 1 ft radius.



TransPowr® ACSS/AW Bare Overhead Conductor

Aluminum Conductor Aluminum-Clad Steel-Supported Concentric-Lay-Stranded



ACSS/AW, CONCENTRIC-LAY-STRANDED (MECHANICAL PROPERTIES)

CODE WORD (1)	SIZE AWG OR kcmil	STRANDING NO. X DIA. INCHES		CROSS-SECTION SQ. INCHES		O.D. INCHES	APPROX. WEIGHT LB/1000 FT (2)			PERCENT BY MASS		RATED STRENGTH LBS	STANDARD PACKAGES (3)		
		AL	STEEL	TOTAL	AL		TOTAL	AL	STEEL	AL	STEEL		REEL DESIGNATION	WEIGHT POUNDS	LENGTH FEET
Corncrake/ACSS/AW	954.0	20x0.2184	7x0.0971	0.8011	0.7492	1.165	1047	899	149	85.80	14.20	16200	RMT 84.36 RM 68.38	6990 4665	6670 4450
Rail/ACSS/AW	954.0	45x0.1456	7x0.0971	0.8011	0.7492	1.165	1047	899	149	85.80	14.20	16200	RMT 96.60 RMT 90.45 RM 68.38	15720 10480 5240	15000 10000 5000
Towhee/ACSS/AW	954.0	48x0.1410	7x0.1097	0.8157	0.7495	1.175	1088	899	190	82.56	17.44	19000	RMT 96.60 RMT 90.45 RMT 84.36	17425 11620 5810	16000 10670 5335
Redbird/ACSS/AW	954.0	24x0.1994	7x0.1329	0.8466	0.7495	1.196	1177	899	279	76.34	23.66	24600	RMT 84.45 RMT 84.36	9425 6280	8000 5330
Cardinal/ACSS/AW	954.0	54x0.1329	7x0.1329	0.8462	0.7491	1.196	1177	899	279	76.34	23.66	24600	RMT 96.60 RMT 90.45	18360 11300	15600 9600
Canvasback/ACSS/AW	954.0	30x0.1783	19x0.1070	0.9201	0.7493	1.248	1392	901	491	64.72	35.28	39400	RMT 96.60 RM 68.38	13890 4635	9980 3330
Snowbird/ACSS/AW	1033.5	42x0.1569	7x0.0872	0.8539	0.8121	1.203	1093	973	120	89.03	10.97	14800	RMT 90.45 RM 68.38	9420 4710	8610 4305
Ortolan/ACSS/AW	1033.5	45x0.1515	7x0.1010	0.8681	0.8121	1.212	1134	973	161	85.82	14.18	17600	RMT 96.60 RMT 90.45 RM 68.38	15705 10465 5235	13850 9230 4615
Whooper/ACSS/AW	1033.5	48x0.1467	7x0.1141	0.8829	0.8113	1.223	1179	973	205	82.58	17.42	20600	RMT 96.60 RMT 90.45 RM 68.38	17400 11605 5800	14770 9850 4925
Curlew/ACSS/AW	1033.5	54x0.1383	7x0.1383	0.9164	0.8112	1.245	1275	973	302	76.34	23.66	26100	RMT 96.60 RMT 90.45	18360 10595	14400 8310
Avocet/ACSS/AW	1113.0	42x0.1628	7x0.0904	0.9192	0.8743	1.248	1177	1048	129	89.05	10.95	15900	RMT 96.60 RMT 90.45 RM 68.38	14125 9415 4710	12000 8000 4000
Bluejay/ACSS/AW	1113.0	45x0.1573	7x0.1049	0.9350	0.8745	1.259	1222	1048	174	85.80	14.20	18900	RMT 96.60 RMT 90.45 RM 68.38	15720 10480 1570	12853 8570 1285
Bullfinch/ACSS/AW	1113.0	48x0.1523	7x0.1184	0.9516	0.8744	1.269	1270	1048	221	82.56	17.44	22200	RMT 96.60 RMT 90.45 RMT 84.36	17400 11610 5805	13700 9140 4570
Finch/ACSS/AW	1113.0	54x0.1436	19x0.0861	0.9854	0.8746	1.293	1372	1053	319	76.77	23.23	28800	RMT 96.60 RMT 90.45	18275 10530	13310 7670
Oxbird/ACSS/AW	1192.5	42x0.1685	7x0.0936	0.9847	0.9365	1.292	1261	1123	138	89.05	10.95	17000	RMT 96.60 RMT 90.45 RM 68.38	14125 9420 4710	11200 7470 3735
Bunting/ACSS/AW	1192.5	45x0.1628	7x0.1085	1.0014	0.9367	1.302	1309	1123	186	85.82	14.18	20300	RMT 96.60 RMT 90.45 RM 68.38	15710 10470 5235	12000 8000 4000
Cormorant/ACSS/AW	1192.5	48x0.1576	7x0.1226	1.0190	0.9364	1.313	1360	1123	237	82.57	17.43	23800	RMT 96.60 RMT 90.45 RMT 84.36	17410 11600 5800	12800 8530 4265
Grackle/ACSS/AW	1192.5	54x0.1486	19x0.0892	1.0553	0.9365	1.338	1470	1129	341	76.78	23.22	30800	RMT 96.60 RMT 90.45	18255 10525	12420 7160
Scissortail/ACSS/AW	1272.0	42x0.1740	7x0.0967	1.0501	0.9987	1.334	1346	1198	147	89.04	10.96	18200	RMT 96.60 RMT 90.45 RM 68.38	14125 9415 4710	10500 7000 3500
Bittern/ACSS/AW	1272.0	45x0.1681	7x0.1121	1.0678	0.9987	1.345	1396	1198	198	85.81	14.19	21600	RMT 96.60 RMT 90.45 RM 68.38	15705 10470 5235	11250 7500 3750

(1) Code words shown, including suffix /AW, denote ACSS with aluminum-clad steel core. See the Options section to find the appropriate code word modifier designation for alternative design options.

(2) Due to rounding, total values may be slightly greater or slightly less than the sum of the component values.

(3) Weights shown are for conductor only and do not include the reel. Normal length and shipping tolerances apply.

Dimensions and weights not designated minimum or maximum are nominal values and subject to manufacturing tolerances. In this context, weight means mass.

TransPowr® ACSS/AW Bare Overhead Conductor

Aluminum Conductor Aluminum-Clad Steel-Supported Concentric-Lay-Stranded



ACSS/AW, CONCENTRIC-LAY-STRANDED (ELECTRICAL PROPERTIES)

CODE WORD (1)	SIZE AWG OR kcmil	STRANDING NO. X DIA. INCHES		CROSS-SECTION SQ. INCHES		O.D. INCHES	RESISTANCE (4) OHMS/1000 FT				AMPACITY (5)		GEOMETRIC MEAN RADIUS FT	INDUCTIVE REACTANCE OHM/1000 FT (6)	CAPACITIVE REACTANCE MEGA OHM - 1000 FT (6)
		AL	STEEL	TOTAL	AL		DC @ 20°C	AC @ 25°C	AC @ 75°C	AC @ 200°C	75°C	200°C			
Corncrake/ACSS/AW	954.0	20x0.2184	7x0.0971	0.8011	0.7492	1.165	0.0173	0.0181	0.0216	0.0305	1015	1845	0.0378	0.0753	0.4738
Rail/ACSS/AW	954.0	45x0.1456	7x0.0971	0.8011	0.7492	1.165	0.0173	0.0182	0.0225	0.0325	995	1790	0.0382	0.0750	0.4738
Towhee/ACSS/AW	954.0	48x0.1410	7x0.1097	0.8157	0.7495	1.175	0.0172	0.0181	0.0223	0.0323	1000	1800	0.0387	0.0747	0.4725
Redbird/ACSS/AW	954.0	24x0.1994	7x0.1329	0.8466	0.7495	1.196	0.0170	0.0177	0.0211	0.0298	1030	1885	0.0395	0.0743	0.4697
Cardinal/ACSS/AW	954.0	54x0.1329	7x0.1329	0.8462	0.7491	1.196	0.0170	0.0178	0.0220	0.0318	1010	1825	0.0398	0.0741	0.4697
Canvasback/ACSS/AW	954.0	30x0.1783	19x0.1070	0.9201	0.7493	1.248	0.0165	0.0171	0.0205	0.0289	1060	1940	0.0421	0.0728	0.4630
Snowbird/ACSS/AW	1033.5	42x0.1569	7x0.0872	0.8539	0.8121	1.203	0.0161	0.0170	0.0209	0.0302	1040	1875	0.0392	0.0744	0.4688
Ortolan/ACSS/AW	1033.5	45x0.1515	7x0.1010	0.8681	0.8121	1.212	0.0160	0.0169	0.0208	0.0300	1045	1885	0.0398	0.0741	0.4676
Whooper/ACSS/AW	1033.5	48x0.1467	7x0.1141	0.8829	0.8113	1.223	0.0159	0.0168	0.0206	0.0298	1050	1900	0.0403	0.0738	0.4662
Curlew/ACSS/AW	1033.5	54x0.1383	7x0.1383	0.9164	0.8112	1.245	0.0157	0.0165	0.0203	0.0294	1065	1925	0.0414	0.0732	0.4634
Avocet/ACSS/AW	1113.0	42x0.1628	7x0.0904	0.9192	0.8743	1.248	0.0149	0.0159	0.0195	0.0280	1085	1970	0.0407	0.0736	0.4630
Bluejay/ACSS/AW	1113.0	45x0.1573	7x0.1049	0.9350	0.8745	1.259	0.0148	0.0157	0.0193	0.0278	1095	1980	0.0413	0.0733	0.4618
Bullfinch/ACSS/AW	1113.0	48x0.1523	7x0.1184	0.9516	0.8744	1.269	0.0147	0.0156	0.0192	0.0277	1100	1995	0.0418	0.0729	0.4604
Finch/ACSS/AW	1113.0	54x0.1436	19x0.0861	0.9854	0.8746	1.293	0.0146	0.0154	0.0190	0.0274	1110	2015	0.0430	0.0723	0.4576
Oxbird/ACSS/AW	1192.5	42x0.1685	7x0.0936	0.9847	0.9365	1.292	0.0139	0.0149	0.0182	0.0262	1135	2060	0.0422	0.0728	0.4576
Bunting/ACSS/AW	1192.5	45x0.1628	7x0.1085	1.0014	0.9367	1.302	0.0138	0.0148	0.0181	0.0260	1140	2075	0.0427	0.0725	0.4564
Cormorant/ACSS/AW	1192.5	48x0.1576	7x0.1226	1.0190	0.9364	1.313	0.0138	0.0146	0.0180	0.0258	1150	2085	0.0433	0.0722	0.4550
Grackle/ACSS/AW	1192.5	54x0.1486	19x0.0892	1.0553	0.9365	1.338	0.0136	0.0145	0.0178	0.0256	1160	2110	0.0445	0.0715	0.4522
Scissortail/ACSS/AW	1272.0	42x0.1740	7x0.0967	1.0501	0.9987	1.334	0.0130	0.0140	0.0171	0.0246	1180	2150	0.0435	0.0720	0.4526
Bittern/ACSS/AW	1272.0	45x0.1681	7x0.1121	1.0678	0.9987	1.345	0.0130	0.0139	0.0170	0.0244	1185	2165	0.0441	0.0717	0.4513

(1) Code words shown, including suffix /AW, denote ACSS with aluminum-clad steel core. See the Options section to find the appropriate code word modifier designation for alternative design options.
 (4) Based on a conductivity of 63.0% IACS at 20°C for aluminum and 20.3% IACS at 20°C for the aluminum-clad steel core. AC resistance for single-layer and three-layer designs approximates the effects of core magnetization. To convert to ohms/mile, multiply by 5.28. To convert to ohms/km, multiply by 3.281.
 (5) Based on the given conductor temperature at 60 Hz and the following conditions: 25°C ambient temperature, 2 ft/sec crosswind (90° to conductor), 0.5 coefficient of emissivity, 0.5 coefficient of absorptivity, 30° northern latitude, sea level elevation, 90° azimuth of line (East-West), clear atmosphere, and a date and time of noon on July 1 (resulting in 96.0 W/ft² of solar and sky radiated heat). Actual ampacity will differ based on local conditions. For specific ampacities, please contact your General Cable sales representative.
 (6) Values for inductive reactance and capacitive reactance are expressed in terms of a 1 ft radius.



TransPowr® ACSS/AW Bare Overhead Conductor

Aluminum Conductor Aluminum-Clad Steel-Supported Concentric-Lay-Stranded



ACSS/AW, CONCENTRIC-LAY-STRANDED (MECHANICAL PROPERTIES)

CODE WORD (1)	SIZE AWG OR kcmil	STRANDING NO. X DIA. INCHES		CROSS-SECTION SQ. INCHES		O.D. INCHES	APPROX. WEIGHT LB/1000 FT (2)			PERCENT BY MASS		RATED STRENGTH LBS	STANDARD PACKAGES (3)		
		AL	STEEL	TOTAL	AL		TOTAL	AL	STEEL	AL	STEEL		REEL DESIGNATION	WEIGHT POUNDS	LENGTH FEET
Diver/ACSS/AW	1272.0	48x0.1628	7x0.1266	1.0873	0.9992	1.357	1451	1198	253	82.58	17.42	25300	RMT 96.60 RMT 90.45 RMT 84.36	17410 8000 5805	12000 8000 4000
Pheasant/ACSS/AW	1272.0	54x0.1535	19x0.0921	1.1259	0.9993	1.381	1568	1204	364	76.79	23.21	32800	RMT 96.60 RMT 90.45	18265 10535	11650 6720
Ringdove/ACSS/AW	1351.5	42x0.1794	7x0.0997	1.1163	1.0617	1.376	1430	1273	157	89.04	10.96	19300	RMT 96.60 RMT 90.45 RM 68.38	14130 9425 4710	9880 6590 3295
Dipper/ACSS/AW	1351.5	45x0.1733	7x0.1155	1.1348	1.0614	1.386	1483	1273	210	85.82	14.18	23000	RMT 96.60 RMT 90.45 RM 68.38	15705 10470 5235	10590 7060 3530
-none-	1351.5	48x0.1678	7x0.1305	1.1551	1.0614	1.398	1542	1273	269	82.58	17.42	26500	RMT 96.60 RMT 90.45 RMT 84.36	17410 11610 5805	11290 7530 3765
Martin/ACSS/AW	1351.5	54x0.1582	19x0.0949	1.1958	1.0614	1.424	1665	1279	386	76.81	23.19	34900	RMT 96.60 RMT 90.45	18250 10525	10960 6320
Popinjay/ACSS/AW	1431.0	42x0.1846	7x0.1026	1.1820	1.1241	1.415	1514	1348	166	89.03	10.97	20500	RMT 96.60 RMT 90.45 RM 68.38	14125 9415 4710	9330 6220 3110
Bobolink/ACSS/AW	1431.0	45x0.1783	7x0.1189	1.2013	1.1236	1.426	1571	1348	223	85.81	14.19	24300	RMT 96.60 RMT 90.45 RM 68.38	15700 10465 5235	10000 6665 3335
Wagtail/ACSS/AW	1431.0	48x0.1727	7x0.1343	1.2235	1.1244	1.439	1632	1348	284	82.57	17.43	28000	RMT 96.60 RMT 90.45 RMT 84.36	17395 11605 5800	10660 7110 3555
Plover/ACSS/AW	1431.0	54x0.1628	19x0.0977	1.2665	1.1241	1.465	1764	1354	409	76.79	23.21	36900	RMT 96.60 RMT 90.45	18255 10530	10350 5970
Nuthatch/ACSS/AW	1510.5	45x0.1832	7x0.1221	1.2682	1.1862	1.466	1658	1423	235	85.82	14.18	25700	RMT 96.60 RMT 90.45 RM 68.38	15720 10480 5240	9480 6320 3160
Parrot/ACSS/AW	1510.5	54x0.1672	19x0.1003	1.3358	1.1856	1.505	1861	1430	432	76.82	23.18	39000	RMT 96.60 RMT 90.45	18230 10510	9800 5650
Ratite/ACSS/AW	1590.0	42x0.1946	7x0.1081	1.3134	1.2492	1.492	1682	1498	184	89.04	10.96	22700	RMT 96.60 RMT 90.45 RM 68.38	14130 9420 4710	8400 5600 2800
Lapwing/ACSS/AW	1590.0	45x0.1880	7x0.1253	1.3355	1.2492	1.504	1745	1498	248	85.81	14.19	27000	RMT 96.60 RMT 90.45 RM 68.38	15715 10475 5240	9000 6000 3000
Hornbill/ACSS/AW	1590.0	48x0.1820	7x0.1416	1.3590	1.2487	1.517	1814	1498	316	82.57	17.43	30600	RMT 96.60 RMT 90.45 RMT 84.36	17415 11610 5805	9600 6400 3200
Falcon/ACSS/AW	1590.0	54x0.1716	19x0.1030	1.4072	1.2489	1.545	1960	1505	455	76.78	23.22	41100	RMT 96.60 RMT 90.45	18265 10525	9320 5370
Chukar/ACSS/AW	1780.0	84x0.1456	19x0.0874	1.5126	1.3986	1.602	2012	1685	328	83.72	16.28	33600	RMT 96.60	18520	9200
Seahawk/ACSS/AW	1869.0	68x0.1658	7x0.0921	1.5148	1.4681	1.603	1894	1760	134	92.94	7.06	21100	RMT 96.60	17125	9000
Mockingbird/ACSS/AW	2034.5	72x0.1681	7x0.1121	1.6670	1.5979	1.681	2124	1926	198	90.67	9.33	26500	RMT 96.60	15845	7460
Roadrunner/ACSS/AW	2057.5	76x0.1645	19x0.0768	1.7033	1.6152	1.700	2200	1947	253	88.50	11.50	30300	RMT 96.60	17160	7800
Bluebird/ACSS/AW	2156.0	84x0.1602	19x0.0961	1.8310	1.6931	1.762	2437	2041	396	83.74	16.26	40700	RMT 96.60	18270	7500
Kiwi/ACSS/AW	2167.0	72x0.1735	7x0.1157	1.7758	1.7022	1.735	2262	2051	211	90.67	9.33	28200	RMT 96.60	15835	7000
Thrasher/ACSS/AW	2312.0	76x0.1744	19x0.0814	1.9144	1.8155	1.802	2472	2188	284	88.51	11.49	34100	RMT 96.60	17305	7000
Joree/ACSS/AW	2515.0	76x0.1819	19x0.0849	2.0826	1.9750	1.880	2690	2380	309	88.50	11.50	37100	RMT 96.60	16940	6300

(1) Code words shown, including suffix /AW, denote ACSS with aluminum-clad steel core. See the Options section to find the appropriate code word modifier designation for alternative design options.

(2) Due to rounding, total values may be slightly greater or slightly less than the sum of the component values.

(3) Weights shown are for conductor only and do not include the reel. Normal length and shipping tolerances apply.

Dimensions and weights not designated minimum or maximum are nominal values and subject to manufacturing tolerances. In this context, weight means mass.

TransPowr® ACSS/AW Bare Overhead Conductor

Aluminum Conductor Aluminum-Clad Steel-Supported Concentric-Lay-Stranded



ACSS/AW, CONCENTRIC-LAY-STRANDED (ELECTRICAL PROPERTIES)

CODE WORD (1)	SIZE AWG OR kcmil	STRANDING NO. X DIA. INCHES		CROSS-SECTION SQ. INCHES		O.D. INCHES	RESISTANCE (4) OHMS/1000 FT				AMPACITY (5)		GEOMETRIC MEAN RADIUS FT	INDUCTIVE REACTANCE OHM/1000 FT (6)	CAPACITIVE REACTANCE MEGAOHM 1000 FT (6)
		AL	STEEL	TOTAL	AL		DC @ 20°C	AC @ 25°C	AC @ 75°C	AC @ 200°C	75°C	200°C			
Diver/ACSS/AW	1272.0	48x0.1628	7x0.1266	1.0873	0.9992	1.357	0.0129	0.0138	0.0169	0.0242	1195	2175	0.0447	0.0714	0.4500
Pheasant/ACSS/AW	1272.0	54x0.1535	19x0.0921	1.1259	0.9993	1.381	0.0128	0.0136	0.0167	0.0240	1205	2200	0.0460	0.0708	0.4471
Ringdove/ACSS/AW	1351.5	42x0.1794	7x0.0997	1.1163	1.0617	1.376	0.0123	0.0133	0.0162	0.0231	1225	2235	0.0449	0.0713	0.4478
Dipper/ACSS/AW	1351.5	45x0.1733	7x0.1155	1.1348	1.0614	1.386	0.0122	0.0132	0.0161	0.0230	1230	2250	0.0455	0.0710	0.4466
-none-	1351.5	48x0.1678	7x0.1305	1.1551	1.0614	1.398	0.0121	0.0131	0.0159	0.0228	1240	2265	0.0461	0.0707	0.4452
Martin/ACSS/AW	1351.5	54x0.1582	19x0.0949	1.1958	1.0614	1.424	0.0120	0.0129	0.0158	0.0226	1250	2290	0.0474	0.0701	0.4424
Popinjay/ACSS/AW	1431.0	42x0.1846	7x0.1026	1.1820	1.1241	1.415	0.0116	0.0126	0.0153	0.0219	1265	2325	0.0462	0.0707	0.4434
Bobolink/ACSS/AW	1431.0	45x0.1783	7x0.1189	1.2013	1.1236	1.426	0.0115	0.0125	0.0152	0.0217	1275	2335	0.0468	0.0704	0.4421
Wagtail/ACSS/AW	1431.0	48x0.1727	7x0.1343	1.2235	1.1244	1.439	0.0115	0.0124	0.0151	0.0216	1285	2350	0.0474	0.0701	0.4408
Plover/ACSS/AW	1431.0	54x0.1628	19x0.0977	1.2665	1.1241	1.465	0.0114	0.0122	0.0149	0.0214	1295	2375	0.0488	0.0694	0.4379
Nuthatch/ACSS/AW	1510.5	45x0.1832	7x0.1221	1.2682	1.1862	1.466	0.0109	0.0119	0.0145	0.0206	1315	2420	0.0481	0.0698	0.4379
Parrot/ACSS/AW	1510.5	54x0.1672	19x0.1003	1.3358	1.1856	1.505	0.0108	0.0116	0.0142	0.0203	1340	2465	0.0501	0.0688	0.4337
Ratite/ACSS/AW	1590.0	42x0.1946	7x0.1081	1.3134	1.2492	1.492	0.0104	0.0115	0.0139	0.0197	1350	2485	0.0487	0.0695	0.4351
Lapwing/ACSS/AW	1590.0	45x0.1880	7x0.1253	1.3355	1.2492	1.504	0.0104	0.0114	0.0138	0.0196	1355	2505	0.0493	0.0692	0.4338
Hornbill/ACSS/AW	1590.0	48x0.1820	7x0.1416	1.3590	1.2487	1.517	0.0103	0.0113	0.0137	0.0195	1365	2520	0.0500	0.0688	0.4325
Falcon/ACSS/AW	1590.0	54x0.1716	19x0.1030	1.4072	1.2489	1.545	0.0102	0.0111	0.0135	0.0193	1380	2550	0.0514	0.0682	0.4297
Chukar/ACSS/AW	1780.0	84x0.1456	19x0.0874	1.5126	1.3986	1.602	0.0093	0.0102	0.0120	0.0167	1480	2770	0.0529	0.0676	0.4240
Seahawk/ACSS/AW	1869.0	68x0.1658	7x0.0921	1.5148	1.4681	1.603	0.0089	0.0101	0.0118	0.0162	1495	2810	0.0522	0.0679	0.4239
Mockingbird/ACSS/AW	2034.5	72x0.1681	7x0.1121	1.6670	1.5979	1.681	0.0082	0.0094	0.0109	0.0150	1570	2975	0.0549	0.0667	0.4164
Roadrunner/ACSS/AW	2057.5	76x0.1645	19x0.0768	1.7033	1.6152	1.700	0.0081	0.0092	0.0107	0.0147	1590	3010	0.0558	0.0663	0.4146
Bluebird/ACSS/AW	2156.0	84x0.1602	19x0.0961	1.8310	1.6931	1.762	0.0077	0.0087	0.0102	0.0139	1650	3130	0.0582	0.0654	0.4090
Kiwi/ACSS/AW	2167.0	72x0.1735	7x0.1157	1.7758	1.7022	1.735	0.0077	0.0089	0.0104	0.0141	1630	3095	0.0567	0.0660	0.4115
Thrasher/ACSS/AW	2312.0	76x0.1744	19x0.0814	1.9144	1.8155	1.802	0.0072	0.0084	0.0097	0.0132	1695	3235	0.0591	0.0650	0.4055
Joree/ACSS/AW	2515.0	76x0.1819	19x0.0849	2.0826	1.9750	1.880	0.0066	0.0079	0.0091	0.0123	1775	3410	0.0617	0.0640	0.3989

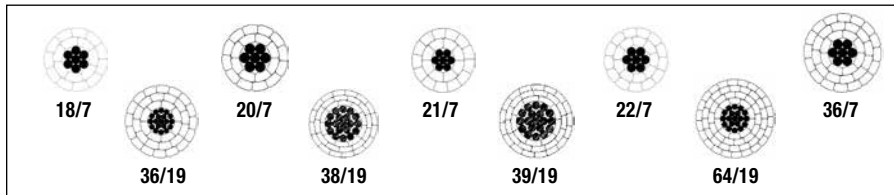
(1) Code words shown, including suffix /AW, denote ACSS with aluminum-clad steel core. See the Options section to find the appropriate code word modifier designation for alternative design options.
 (4) Based on a conductivity of 63.0% IACS at 20°C for aluminum and 20.3% IACS at 20°C for the aluminum-clad steel core. AC resistance for single-layer and three-layer designs approximates the effects of core magnetization. To convert to ohms/mile, multiply by 5.28. To convert to ohms/km, multiply by 3.281.
 (5) Based on the given conductor temperature at 60 Hz and the following conditions: 25°C ambient temperature, 2 ft/sec crosswind (90° to conductor), 0.5 coefficient of emissivity, 0.5 coefficient of absorptivity, 30° northern latitude, sea level elevation, 90° azimuth of line (East-West), clear atmosphere, and a date and time of noon on July 1 (resulting in 96.0 W/H² of solar and sky radiated heat). Actual ampacity will differ based on local conditions. For specific ampacities, please contact your General Cable sales representative.
 (6) Values for inductive reactance and capacitive reactance are expressed in terms of a 1 ft radius.



Notes

TransPowr® ACSS/TW Bare Overhead Conductor

Trapezoidal Aluminum Conductor Steel-Supported Concentric-Lay-Stranded



Product Construction:

Complete Conductor:

TransPowr® ACSS/TW is a trapezoidal aluminum conductor steel-supported concentric-lay-stranded conductor. The aluminum strands are trapezoidal in shape.

The wedge-shaped aluminum strands enable a more compact alignment of the aluminum wires. Conductor designs that maintain the same circular mil cross-sectional area of aluminum as a conventional round conductor result in a TW conductor that is 10 to 15 percent smaller in overall diameter. Conductor designs that maintain the same overall diameter as a conventional round conductor result in a TW conductor that has 20 to 25 percent more aluminum cross-sectional area packed in.

The ACSS/TW conductors are manufactured in accordance with the requirements of the latest issue of ASTM B857.

The steel strands form the central core of the conductor, around which is stranded two, three or four layers of aluminum 1350 O temper (annealed) wires. The steel core may consist of a concentric stranded cable of 7, 19 or more wires. Numerous combinations of aluminum and steel strands and layers are possible. The sizes and constructions listed on the following pages are common examples used in overhead lines.

Standard ACSS/TW designs are manufactured with regular-strength Class A zinc-5% aluminum mischmetal alloy-coated steel core (/MA2).

Features and Benefits:

TransPowr® ACSS/TW conductors are similar to conventional ACSR/TW conductors but have some very important additional advantages. ACSS/TW conductors can operate continuously at high temperatures (up to 250°C) without damage. ACSS sags less than ACSR/TW under emergency electrical loadings, it has self-damping properties, and its final sags are not affected by long-term creep of the aluminum.

ACSS/TW conductors constructed of equivalent aluminum circular mil cross-sectional area provide a conductor that is smaller in overall diameter than the equivalent conventional round wire ACSR conductor. The reduced conductor diameter is advantageous in reducing the effects of ice and wind loading on the conductor.

ACSS/TW conductors constructed to be equivalent overall diameter enable a greater circular mil cross-sectional area of aluminum within the conductor, reducing power loss in the conductor for day-to-day operations as well as allowing a significant increase in conductor current-carrying capacity.

Applications:

Trapezoidal aluminum conductors steel-supported (ACSS/TW) are used for overhead transmission lines. They are especially useful in reconductoring applications requiring increased current with existing tensions and clearances; new line applications where structures can be economized due to reduced sag; new line applications requiring high emergency loadings; and lines where aeolian vibration is a problem.

Options:

- High-strength Class A zinc-5% aluminum mischmetal alloy-coated steel core (/MA3 to ASTM B803)
- Extra-high-strength Class A zinc-5% aluminum mischmetal alloy-coated steel core (/MA4 to ASTM B958)
- Ultra-high-strength Class A zinc-5% aluminum mischmetal alloy-coated steel core (/MA5 to ASTM B958)
- Aluminum-clad steel core (/AW)
- 250°C operating temperature rating utilizing either the zinc-5% aluminum mischmetal alloy-coated steel core wires or the aluminum-clad steel core wires
- Non-specular surface finish (/NS)

For more information, or information on conductor sizes, designs and/or specific installation requirements not shown in the tables, contact your General Cable sales representative or e-mail info@generalcable.com.

TransPowr® ACSS/TW Bare Overhead Conductor

Trapezoidal Aluminum Conductor Steel-Supported Concentric-Lay-Stranded



ACSS/TW (MECHANICAL PROPERTIES) - REDUCED DIAMETER - CONDUCTORS SIZED TO HAVE EQUIVALENT CIRCULAR MIL AREA TO REGULAR ACSS

CODE WORD (1)	SIZE AWG OR kcmil	TYPE	NO. AL WIRES	FILL FACTOR	EQUIVALENT AL DIA. INCHES	STEEL CORE NO. X DIA. INCHES	STEEL CORE O.D. INCHES	CROSS-SECTION SQ. INCHES			APPROX. WEIGHT LB/1000 FT (2)			PERCENT BY MASS		RATED STRENGTH LBS			STANDARD PACKAGES (3)		
								TOTAL	AL	O.D. INCHES	TOTAL	AL	STEEL	AL	STEEL	GA2 or MA2	GA3 or MA3 (HS)	GA5 or MA5 (UHS)	REEL DESIG.	WEIGHT LBS	LENGTH FEET
Oriole/ ACSS/TW	336.4	23	17	88.7	0.1407	7x0.1059	0.3177	0.3258	0.2642	0.69	526	318	209	60.34	39.66	14800	16300	19100	RMT 84.36	7743	14720
																			NR 60.28	4276	8130
Flicker/ ACSS/TW	477.0	13	18	91.3	0.1628	7x0.0940	0.2820	0.4234	0.3748	0.78	612	448	164	73.14	26.86	13000	14200	16400	RM 84.36	6765	11050
																			NR 60.28	4506	7360
Hawk/ ACSS/TW	477.0	16	18	91.3	0.1628	7x0.1053	0.3159	0.4355	0.3745	0.79	655	448	206	68.47	31.53	15600	17100	19800	RMT 84.36	7233	11050
																			NR 60.28	3620	5530
Hen/ ACSS/TW	477.0	23	16	88.7	0.1727	7x0.1261	0.3783	0.4620	0.3746	0.83	746	450	296	60.34	39.66	21000	22700	26700	RM 68.38	7288	9770
																			NR 60.28	3648	4890
Parakeet/ ACSS/TW	556.5	13	18	92.0	0.1758	7x0.1015	0.3045	0.4938	0.4372	0.84	714	522	192	73.15	26.85	15200	16600	19100	RM 68.38	6770	9480
																			NR 60.28	3385	4740
Dove/ ACSS/TW	556.5	16	20	91.8	0.1668	7x0.1138	0.3414	0.5083	0.4371	0.85	764	523	241	68.45	31.55	18200	19900	23100	RMT 84.36	8036	10520
																			NR 60.28	4018	5260
Rook/ ACSS/TW	636.0	13	18	92.6	0.1880	7x0.1085	0.3255	0.5641	0.4994	0.89	816	597	219	73.15	26.85	17300	19000	21900	RM 68.38	6766	8290
																			NR 60.28	3387	4150
Grosbeak/ ACSS/TW	636.0	16	20	92.0	0.1783	7x0.1216	0.3648	0.5809	0.4996	0.91	873	598	275	68.47	31.53	20700	22400	26000	RMT 84.36	8030	9200
																			NR 66.28	4015	4600
Tern/ ACSS/TW	795.0	7	17	93.5	0.2163	7x0.0888	0.2664	0.6680	0.6247	0.96	892	745	147	83.54	16.46	14200	15300	17500	RM 68.38	5601	6280
																			NR 60.28	2801	3140
Puffin/ ACSS/TW	795.0	11	21	93.5	0.1945	7x0.1108	0.3324	0.6916	0.6241	0.98	974	746	229	76.55	23.45	18900	20600	23700	RMT 84.36	7542	7740
																			NR 60.28	3771	3870
Condor/ ACSS/TW	795.0	13	21	93.0	0.1945	7x0.1213	0.3639	0.7051	0.6242	0.99	1020	746	274	73.15	26.85	21700	23300	26900	RMT 84.36	7896	7740
																			NR 60.28	3948	3870
Drake/ ACSS/TW	795.0	16	20	93.1	0.1993	7x0.1360	0.4080	0.7259	0.6242	1.01	1091	747	344	68.45	31.55	25900	28000	32500	RMT 84.36	8042	7370
																			NR 60.28	4016	3680
Mallard/ ACSS/TW	795.0	23	22	93.0	0.1901	19x0.0977	0.4885	0.7668	0.6244	1.05	1234	751	483	60.84	39.16	34300	37900	44300	RMT 84.36	9946	8060
																			NR 60.28	3973	3220
Phoenix/ ACSS/TW	954.0	5	30	92.9	0.1784	7x0.0837	0.2511	0.7882	0.7497	1.04	1028	898	130	87.32	12.68	14200	15200	17100	RMT 84.45	9448	9190
																			NR 66.28	4729	4600
Rail/ ACSS/TW	954.0	7	33	92.2	0.1700	7x0.0971	0.2913	0.8011	0.7493	1.06	1074	899	175	83.66	16.34	16700	18000	20400	RMT 84.45	10848	10100
																			RM 68.38	5424	5050
Cardinal/ ACSS/TW	954.0	13	21	93.9	0.2131	7x0.1329	0.3987	0.8463	0.7492	1.08	1224	895	329	73.15	26.85	26000	28000	32300	RMT 84.36	7896	6450
																			NR 60.28	3942	3220
Snowbird/ ACSS/TW	1033.5	5	30	92.5	0.1856	7x0.0871	0.2613	0.8532	0.8115	1.09	1114	972	141	87.32	12.68	15400	16400	18500	RMT 84.45	9455	8490
																			RM 66.32	4722	4240
Ortolan/ ACSS/TW	1033.5	7	33	92.3	0.1769	7x0.1010	0.3030	0.8673	0.8112	1.10	1163	973	190	83.68	16.32	18100	19500	22000	RMT 84.45	10842	9320
																			RM 68.38	5421	4660
Curlew/ ACSS/TW	1033.5	13	21	93.7	0.2219	7x0.1383	0.4149	0.9170	0.8118	1.13	1326	970	356	73.15	26.85	28200	30300	35000	RMT 84.36	7890	5950
																			NR 60.28	3952	2980
Avocet/ ACSS/TW	1113.0	5	30	93.0	0.1926	7x0.0904	0.2712	0.9186	0.8737	1.13	1199	1047	152	87.32	12.68	16300	17500	19500	RMT 84.36	9439	7870
																			RM 66.32	4726	3940
Bluejay/ ACSS/TW	1113.0	7	33	92.7	0.1837	7x0.1049	0.3147	0.9351	0.8746	1.14	1253	1048	205	83.66	16.34	19500	21100	23800	RMT 84.45	10840	8650
																			RM 68.38	5426	4330
Finch/ ACSS/TW	1113.0	13	39	91.9	0.1689	19x0.0862	0.4310	0.9845	0.8737	1.18	1427	1051	376	73.64	26.36	30400	33200	38700	RMT 90.45	14556	10200
																			RMT 84.36	7278	5100
Oxbird/ ACSS/TW	1192.5	5	30	93.2	0.1993	7x0.0936	0.2808	0.9843	0.9361	1.17	1285	1122	163	87.31	12.69	17500	18700	20900	RMT 84.36	9446	7350
																			RM 66.32	4717	3670

(1) Code words shown denote ACSS/TW with regular-strength Class A zinc-5% aluminum mischmetal alloy-coated steel core (MA2). See the Options section to find the appropriate code word modifier designation for alternative design options.

(2) Due to rounding, total values may be slightly greater or slightly less than the sum of the component values.

(3) Weights shown are for conductor only and do not include the reel. Normal length and shipping tolerances apply.

Dimensions and weights not designated minimum or maximum are nominal values and subject to manufacturing tolerances. In this context, weight means mass.

TransPowr® ACSS/TW Bare Overhead Conductor

Trapezoidal Aluminum Conductor Steel-Supported Concentric-Lay-Stranded



ACSS/TW (ELECTRICAL PROPERTIES) - REDUCED DIAMETER - CONDUCTORS SIZED TO HAVE EQUIVALENT CIRCULAR MIL AREA TO REGULAR ACSS

CODE WORD (1)	SIZE AWG OR kcmil	TYPE	NO. AL WIRES	FILL FACTOR	EQUIVALENT AL DIA. INCHES	STEEL CORE NO. X DIA. INCHES	STEEL CORE O.D. INCHES	CROSS-SECTION SQ. INCHES			RESISTANCE (4) OHMS/1000 FT				AMPACITY (5)		GEOMETRIC MEAN RADIUS FT	INDUCTIVE REACTANCE OHM/1000 FT (6)	CAPACITIVE REACTANCE MEGAOHM 1000 FT (6)
								TOTAL	AL	O.D. INCHES	DC @ 20°C	AC @ 25°C	AC @ 75°C	AC @ 200°C	75°C	200°C			
Oriole/ACSS/TW	336.4	23	17	88.7	0.1407	7x0.1059	0.3177	0.3258	0.2642	0.69	0.0488	0.0499	0.0600	0.0851	530	940	0.0236	0.0861	0.5552
Flicker/ACSS/TW	477.0	13	18	91.3	0.1628	7x0.0940	0.2820	0.4234	0.3748	0.78	0.0347	0.0356	0.0427	0.0606	650	1150	0.0259	0.0839	0.5375
Hawk/ACSS/TW	477.0	16	18	91.3	0.1628	7x0.1053	0.3159	0.4355	0.3745	0.79	0.0346	0.0354	0.0426	0.0604	650	1160	0.0266	0.0834	0.5349
Hen/ACSS/TW	477.0	23	16	88.7	0.1727	7x0.1261	0.3783	0.4620	0.3746	0.83	0.0344	0.0352	0.0423	0.0601	660	1180	0.0280	0.0822	0.5278
Parakeet/ACSS/TW	556.5	13	18	92.0	0.1758	7x0.1015	0.3045	0.4938	0.4372	0.84	0.0297	0.0305	0.0367	0.0520	715	1270	0.0279	0.0822	0.5259
Dove/ACSS/TW	556.5	16	20	91.8	0.1668	7x0.1138	0.3414	0.5083	0.4371	0.85	0.0296	0.0304	0.0365	0.0518	720	1280	0.0287	0.0816	0.5232
Rook/ACSS/TW	636.0	13	18	92.6	0.1880	7x0.1085	0.3255	0.5641	0.4994	0.89	0.0260	0.0268	0.0321	0.0455	775	1385	0.0298	0.0808	0.5159
Grosbeak/ACSS/TW	636.0	16	20	92.0	0.1783	7x0.1216	0.3648	0.5809	0.4996	0.91	0.0259	0.0267	0.0320	0.0453	780	1400	0.0307	0.0801	0.5129
Tern/ACSS/TW	795.0	7	17	93.5	0.2163	7x0.0888	0.2664	0.6680	0.6247	0.96	0.0209	0.0217	0.0260	0.0368	880	1580	0.0315	0.0795	0.5042
Puffin/ACSS/TW	795.0	11	21	93.5	0.1945	7x0.1108	0.3324	0.6916	0.6241	0.98	0.0209	0.0216	0.0259	0.0366	885	1595	0.0327	0.0786	0.5009
Condor/ACSS/TW	795.0	13	21	93.0	0.1945	7x0.1213	0.3639	0.7051	0.6242	0.99	0.0208	0.0215	0.0258	0.0365	890	1605	0.0333	0.0782	0.4987
Drake/ACSS/TW	795.0	16	20	93.1	0.1993	7x0.1360	0.4080	0.7259	0.6242	1.01	0.0207	0.0214	0.0257	0.0363	895	1615	0.0342	0.0776	0.4962
Mallard/ACSS/TW	795.0	23	22	93.0	0.1901	19x0.0977	0.4885	0.7668	0.6244	1.05	0.0207	0.0213	0.0255	0.0361	905	1640	0.0360	0.0764	0.4907
Phoenix/ACSS/TW	954.0	5	30	92.9	0.1784	7x0.0837	0.2511	0.7882	0.7497	1.04	0.0176	0.0185	0.0228	0.0329	960	1715	0.0343	0.0775	0.4910
Rail/ACSS/TW	954.0	7	33	92.2	0.1700	7x0.0971	0.2913	0.8011	0.7493	1.06	0.0175	0.0184	0.0227	0.0328	965	1725	0.0350	0.0771	0.4889
Cardinal/ACSS/TW	954.0	13	21	93.9	0.2131	7x0.1329	0.3987	0.8463	0.7492	1.08	0.0173	0.0180	0.0216	0.0305	995	1805	0.0364	0.0762	0.4851
Snowbird/ACSS/TW	1033.5	5	30	92.5	0.1856	7x0.0871	0.2613	0.8532	0.8115	1.09	0.0162	0.0171	0.0211	0.0304	1010	1810	0.0357	0.0766	0.4844
Ortolan/ACSS/TW	1033.5	7	33	92.3	0.1769	7x0.1010	0.3030	0.8673	0.8112	1.10	0.0162	0.0171	0.0210	0.0303	1015	1820	0.0364	0.0762	0.4827
Curlew/ACSS/TW	1033.5	13	21	93.7	0.2219	7x0.1383	0.4149	0.9170	0.8118	1.13	0.0160	0.0167	0.0199	0.0281	1045	1905	0.0379	0.0752	0.4787
Avocet/ACSS/TW	1113.0	5	30	93.0	0.1926	7x0.0904	0.2712	0.9186	0.8737	1.13	0.0150	0.0160	0.0196	0.0282	1055	1900	0.0370	0.0758	0.4790
Bluejay/ACSS/TW	1113.0	7	33	92.7	0.1837	7x0.1049	0.3147	0.9351	0.8746	1.14	0.0150	0.0159	0.0195	0.0282	1060	1910	0.0377	0.0753	0.4772
Finch/ACSS/TW	1113.0	13	39	91.9	0.1689	19x0.0862	0.4310	0.9845	0.8737	1.18	0.0150	0.0157	0.0194	0.0279	1075	1935	0.0399	0.0740	0.4716
Oxbird/ACSS/TW	1192.5	5	30	93.2	0.1993	7x0.0936	0.2808	0.9843	0.9361	1.17	0.0140	0.0150	0.0183	0.0263	1100	1985	0.0382	0.0750	0.4738

(1) Code words shown denote ACSS/TW with regular-strength Class A zinc-5% aluminum mischmetal alloy-coated steel core (MA2). See the Options section to find the appropriate code word modifier designation for alternative design options.

(4) Based on a conductivity of 63.0% IACS at 20°C for aluminum and 8% IACS at 20°C for the steel core. AC resistance for single-layer and three-layer designs approximates the effects of core magnetization. To convert to ohms/mile, multiply by 5.28. To convert to ohms/km, multiply by 3.281.

(5) Based on the given conductor temperature at 60 Hz and the following conditions: 25°C ambient temperature, 2 ft/sec crosswind (90° to conductor), 0.5 coefficient of emissivity, 0.5 coefficient of absorbtivity, 30° northern latitude, sea level elevation, 90° azimuth of line (East-West), clear atmosphere, and a date and time of noon on July 1 (resulting in 96.0 W/ft² of solar and sky radiated heat). Actual ampacity will differ based on local conditions. For specific ampacities, please contact your General Cable sales representative.

(6) Values for inductive reactance and capacitive reactance are expressed in terms of a 1 ft radius.



TransPowr® ACSS/TW Bare Overhead Conductor

Trapezoidal Aluminum Conductor Steel-Supported Concentric-Lay-Stranded



ACSS/TW (MECHANICAL PROPERTIES) - REDUCED DIAMETER - CONDUCTORS SIZED TO HAVE EQUIVALENT CIRCULAR MIL AREA TO REGULAR ACSS

CODE WORD (1)	SIZE AWG OR kcmil	TYPE	NO. AL WIRES	FILL FACTOR	EQUIVALENT AL DIA. INCHES	STEEL CORE NO. X DIA. INCHES	STEEL CORE O.D. INCHES	CROSS-SECTION SQ. INCHES			APPROX. WEIGHT LB/1000 FT (2)			PERCENT BY MASS		RATED STRENGTH LBS			STANDARD PACKAGES (3)		
								TOTAL	AL	O.D. INCHES	TOTAL	AL	STEEL	AL	STEEL	GA2 or MA2	GA3 or MA3 (HS)	GA5 or MA5 (UHS)	REEL DESIG.	WEIGHT LBS	LENGTH FEET
Bunting/ACSS/TW	1192.5	7	33	93.0	0.1901	7x0.1086	0.3258	1.0016	0.9368	1.18	1343	1123	220	83.65	16.35	20900	22600	25500	RMT 84.45 RM 68.38	10849 5425	8080 4040
Grackle/ACSS/TW	1192.5	13	39	92.3	0.1749	19x0.0892	0.4460	1.0556	0.9369	1.22	1529	1126	403	73.65	26.35	32600	35500	41500	RMT 90.45 RM 72.36	14569 7277	9530 4760
Scissortail/ACSS/TW	1272.0	5	30	93.6	0.2059	7x0.0967	0.2901	1.0508	0.9994	1.20	1371	1197	174	87.30	12.70	18700	20000	22300	RMT 84.36 RM 66.32	9460 4730	6900 3450
Bittern/ACSS/TW	1272.0	7	33	93.3	0.1964	7x0.1121	0.3363	1.0685	0.9994	1.22	1432	1198	234	83.67	16.33	22300	24000	27200	RMT 84.45 RM 68.38	10854 5427	7580 3790
Pheasant/ACSS/TW	1272.0	13	39	93.0	0.1806	19x0.0921	0.4605	1.1252	0.9987	1.26	1630	1201	429	73.66	26.34	34100	37300	43000	RMT 90.45 RM 72.36	14559 7272	8930 4460
Dipper/ACSS/TW	1351.5	7	33	93.5	0.2024	7x0.1155	0.3465	1.1350	1.0616	1.25	1521	1273	248	83.68	16.32	23700	25500	28800	RMT 84.45 RM 68.38	10847 5416	7130 3560
Martin/ACSS/TW	1351.5	13	39	93.0	0.1861	19x0.0949	0.4745	1.1954	1.0610	1.30	1732	1276	456	73.68	26.32	36200	39600	45600	RMT 90.45 RM 72.36	14548 7274	8400 4200
Bobolink/ACSS/TW	1431.0	7	33	93.0	0.2083	7x0.1189	0.3567	1.2020	1.1243	1.29	1611	1348	263	83.67	16.33	25100	27100	30500	RMT 84.45 RM 68.38	10842 5413	6730 3360
Plover/ACSS/TW	1431.0	13	39	93.0	0.1916	19x0.0977	0.4885	1.2666	1.1242	1.33	1834	1351	483	73.66	26.34	38400	41900	48300	RMT 90.45 RM 72.36	14565 7282	7940 3970
Lapwing/ACSS/TW	1590.0	7	36	93.0	0.2102	7x0.1253	0.3759	1.3351	1.2488	1.36	1790	1498	292	83.67	16.33	27900	29600	33500	RMT 84.45 RM 68.38	11831 5906	6610 3300
Falcon/ACSS/TW	1590.0	13	42	93.5	0.1946	19x0.1030	0.5150	1.4066	1.2483	1.40	2038	1501	537	73.65	26.35	42600	46600	53700	RMT 90.45 RMT 84.36	15674 7827	7690 3840
Chukar/ACSS/TW	1780.0	8	38	93.5	0.2164	19x0.0874	0.4370	1.5122	1.3982	1.45	2061	1674	387	81.24	18.76	35300	38200	43900	RMT 90.45 RM 68.38	12859 6430	6240 3120
Bluebird/ACSS/TW	2156.0	8	64	91.0	0.1835	19x0.0961	0.4805	1.8312	1.6934	1.61	2512	2045	467	81.39	18.61	42100	45500	51700	RMT 96.60 RMT 84.45	21629 10802	8610 4300

ACSS/TW (MECHANICAL PROPERTIES) - EQUIVALENT DIAMETER - CONDUCTORS SIZED TO HAVE EQUIVALENT DIAMETER TO REGULAR ACSS

CODE WORD (1)	SIZE AWG OR kcmil	TYPE	NO. AL WIRES	FILL FACTOR	EQUIVALENT AL DIA. INCHES	STEEL CORE NO. X DIA. INCHES	STEEL CORE O.D. INCHES	CROSS-SECTION SQ. INCHES			APPROX. WEIGHT LB/1000 FT (2)			PERCENT BY MASS		RATED STRENGTH LBS			STANDARD PACKAGES (3)		
								TOTAL	AL	O.D. INCHES	TOTAL	AL	STEEL	AL	STEEL	GA2 or MA2	GA3 or MA3 (HS)	GA5 or MA5 (UHS)	REEL DESIG.	WEIGHT LBS	LENGTH FEET
Calumet/ACSS/TW	565.3	16	20	91.5	0.1681	7x0.1146	0.3438	0.5161	0.4438	0.86	776	531	244	68.48	31.52	18400	20200	23500	RMT 84.36 NR 60.28	8027 4010	10350 5170
Mohawk/ACSS/TW	571.7	13	18	92.2	0.1782	7x0.1030	0.3090	0.5072	0.4489	0.85	734	537	197	73.10	26.90	15600	17100	19700	RM 66.38 NR 60.28	6768 3384	9220 4610
Oswego/ACSS/TW	664.8	16	20	92.3	0.1823	7x0.1244	0.3732	0.6073	0.5222	0.93	913	625	288	68.44	31.56	21700	23400	27200	RMT 84.36 NR 60.28	8032 4016	8800 4400
Mystic/ACSS/TW	666.6	13	20	92.3	0.1826	7x0.1111	0.3333	0.5915	0.5236	0.91	855	626	230	73.14	26.86	18200	19900	22900	RMT 84.36 NR 60.28	7519 3755	8790 4390
Wabash/ACSS/TW	762.8	16	20	92.9	0.1953	7x0.1331	0.3993	0.6963	0.5989	0.99	1046	717	330	68.49	31.51	24900	26800	31200	RMT 84.36 NR 60.28	8026 4008	7670 3830
Maumee/ACSS/TW	768.2	13	20	93.0	0.1960	7x0.1195	0.3585	0.6817	0.6032	0.98	987	721	266	73.07	26.93	21000	23000	26500	RMT 84.36 NR 60.28	7520 3760	7620 3810
Kettle/ACSS/TW	957.2	7	33	92.2	0.1703	7x0.0973	0.2919	0.8038	0.7518	1.06	1078	902	176	83.65	16.35	16800	18100	20400	RMT 84.45 RM 68.38	10843 5421	10060 5030
Suwanee/ACSS/TW	959.6	16	22	93.4	0.2089	7x0.1493	0.4479	0.8764	0.7539	1.11	1317	902	415	68.49	31.51	30700	33100	38600	RMT 84.36 RM 66.32	8834 4410	6710 3350

(1) Code words shown denote ACSS/TW with regular-strength Class A zinc-5% aluminum mischmetal alloy-coated steel core (MA2). See the Options section to find the appropriate code word modifier designation for alternative design options.
 (2) Due to rounding, total values may be slightly greater or slightly less than the sum of the component values.
 (3) Weights shown are for conductor only and do not include the reel. Normal length and shipping tolerances apply.
 Dimensions and weights not designated minimum or maximum are nominal values and subject to manufacturing tolerances. In this context, weight means mass.



TransPowr® ACSS/TW Bare Overhead Conductor

Trapezoidal Aluminum Conductor Steel-Supported Concentric-Lay-Stranded



ACSS/TW (ELECTRICAL PROPERTIES) - REDUCED DIAMETER - CONDUCTORS SIZED TO HAVE EQUIVALENT CIRCULAR MIL AREA TO REGULAR ACSS

CODE WORD (1)	SIZE AWG OR kcmil	TYPE	NO. AL WIRES	FILL FACTOR	EQUIVALENT AL DIA. INCHES	STEEL CORE NO. X DIA. INCHES	STEEL CORE O.D. INCHES	CROSS-SECTION SQ. INCHES			RESISTANCE (4) OHMS/1000 FT				AMPACITY (5)		GEOMETRIC MEAN RADIUS FT	INDUCTIVE REACTANCE OHM/1000 FT (6)	CAPACITIVE REACTANCE MEGAOHM 1000 FT (6)
								TOTAL	AL	O.D. INCHES	DC @ 20°C	AC @ 25°C	AC @ 75°C	AC @ 200°C	75°C	200°C			
Bunting/ACSS/TW	1192.5	7	33	93.0	0.1901	7x0.1086	0.3258	1.0016	0.9368	1.18	0.0140	0.0149	0.0183	0.0263	1105	1995	0.0390	0.0746	0.4720
Grackle/ACSS/TW	1192.5	13	39	92.3	0.1749	19x0.0892	0.4460	1.0556	0.9369	1.22	0.0140	0.0147	0.0181	0.0261	1120	2025	0.0412	0.0733	0.4665
Scissortail/ACSS/TW	1272.0	5	30	93.6	0.2059	7x0.0967	0.2901	1.0508	0.9994	1.20	0.0132	0.0141	0.0172	0.0247	1145	2070	0.0394	0.0743	0.4690
Bittern/ACSS/TW	1272.0	7	33	93.3	0.1964	7x0.1121	0.3363	1.0685	0.9994	1.22	0.0131	0.0141	0.0172	0.0247	1150	2080	0.0402	0.0739	0.4672
Pheasant/ACSS/TW	1272.0	13	39	93.0	0.1806	19x0.0921	0.4605	1.1252	0.9987	1.26	0.0131	0.0139	0.0170	0.0245	1165	2115	0.0424	0.0726	0.4619
Dipper/ACSS/TW	1351.5	7	33	93.5	0.2024	7x0.1155	0.3465	1.1350	1.0616	1.25	0.0124	0.0133	0.0162	0.0232	1190	2165	0.0414	0.0732	0.4626
Martin/ACSS/TW	1351.5	13	39	93.0	0.1861	19x0.0949	0.4745	1.1954	1.0610	1.30	0.0123	0.0131	0.0160	0.0230	1210	2200	0.0437	0.0719	0.4572
Bobolink/ACSS/TW	1431.0	7	33	93.0	0.2083	7x0.1189	0.3567	1.2020	1.1243	1.29	0.0117	0.0126	0.0154	0.0220	1235	2250	0.0427	0.0725	0.4578
Plover/ACSS/TW	1431.0	13	39	93.0	0.1916	19x0.0977	0.4885	1.2666	1.1242	1.33	0.0116	0.0124	0.0152	0.0218	1255	2285	0.0450	0.0713	0.4527
Lapwing/ACSS/TW	1590.0	7	36	93.0	0.2102	7x0.1253	0.3759	1.3351	1.2488	1.36	0.0105	0.0115	0.0139	0.0198	1315	2410	0.0450	0.0712	0.4495
Falcon/ACSS/TW	1590.0	13	42	93.5	0.1946	19x0.1030	0.5150	1.4066	1.2483	1.40	0.0105	0.0113	0.0137	0.0196	1335	2445	0.0474	0.0701	0.4448
Chukar/ACSS/TW	1780.0	8	38	93.5	0.2164	19x0.0874	0.4370	1.5122	1.3982	1.45	0.00937	0.0103	0.0125	0.0177	1415	2605	0.0482	0.0697	0.4398
Bluebird/ACSS/TW	2156.0	8	64	91.0	0.1835	19x0.0961	0.4805	1.8312	1.6934	1.61	0.00780	0.00879	0.0103	0.0141	1600	3015	0.0538	0.0671	0.4229

ACSS/TW (ELECTRICAL PROPERTIES) - EQUIVALENT DIAMETER - CONDUCTORS SIZED TO HAVE EQUIVALENT DIAMETER TO REGULAR ACSS

CODE WORD (1)	SIZE AWG OR kcmil	TYPE	NO. AL WIRES	FILL FACTOR	EQUIVALENT AL DIA. INCHES	STEEL CORE NO. X DIA. INCHES	STEEL CORE O.D. INCHES	CROSS-SECTION SQ. INCHES			RESISTANCE (4) OHMS/1000 FT				AMPACITY (5)		GEOMETRIC MEAN RADIUS FT	INDUCTIVE REACTANCE OHM/1000 FT (6)	CAPACITIVE REACTANCE MEGAOHM 1000 FT (6)
								TOTAL	AL	O.D. INCHES	DC @ 20°C	AC @ 25°C	AC @ 75°C	AC @ 200°C	75°C	200°C			
Calument/ACSS/TW	565.3	16	20	91.5	0.1681	7x0.1146	0.3438	0.5161	0.4438	0.86	0.0292	0.0299	0.0359	0.0510	725	1295	0.0290	0.0814	0.5217
Mohawk/ACSS/TW	571.7	13	18	92.2	0.1782	7x0.1030	0.3090	0.5072	0.4489	0.85	0.0289	0.0297	0.0357	0.0506	725	1295	0.0283	0.0820	0.5239
Oswego/ACSS/TW	664.8	16	20	92.3	0.1823	7x0.1244	0.3732	0.6073	0.5222	0.93	0.0248	0.0255	0.0306	0.0434	800	1440	0.0313	0.0796	0.5096
Mystic/ACSS/TW	666.6	13	20	92.3	0.1826	7x0.1111	0.3333	0.5915	0.5236	0.91	0.0248	0.0256	0.0307	0.0434	800	1430	0.0306	0.0801	0.5120
Wabash/ACSS/TW	762.8	16	20	92.9	0.1953	7x0.1331	0.3993	0.6963	0.5989	0.99	0.0216	0.0223	0.0267	0.0378	875	1575	0.0335	0.0781	0.4993
Maumee/ACSS/TW	768.2	13	20	93.0	0.1960	7x0.1195	0.3585	0.6817	0.6032	0.98	0.0215	0.0222	0.0267	0.0377	870	1570	0.0328	0.0786	0.5014
Kettle/ACSS/TW	957.2	7	33	92.2	0.1703	7x0.0973	0.2919	0.8038	0.7518	1.06	0.0175	0.0184	0.0226	0.0327	965	1730	0.0350	0.0770	0.4886
Suwanee/ACSS/TW	959.6	16	22	93.4	0.2089	7x0.1493	0.4479	0.8764	0.7539	1.11	0.0172	0.0178	0.0213	0.0301	1005	1825	0.0376	0.0754	0.4817

(1) Code words shown denote ACSS/TW with regular-strength Class A zinc-5% aluminum mischmetal alloy-coated steel core (MA2). See the Options section to find the appropriate code word modifier designation for alternative design options.
 (4) Based on a conductivity of 63.0% IACS at 20°C for aluminum and 8% IACS at 20°C for the steel core. AC resistance for single-layer and three-layer designs approximates the effects of core magnetization. To convert to ohms/mile, multiply by 5.28. To convert to ohms/km, multiply by 3.281.
 (5) Based on the given conductor temperature at 60 Hz and the following conditions: 25°C ambient temperature, 2 ft/sec crosswind (90° to conductor), 0.5 coefficient of emissivity, 0.5 coefficient of absorptivity, 30° northern latitude, sea level elevation, 90° azimuth of line (East-West), clear atmosphere, and a date and time of noon on July 1 (resulting in 96.0 W/ft² of solar and sky radiated heat). Actual ampacity will differ based on local conditions. For specific ampacities, please contact your General Cable sales representative.
 (6) Values for inductive reactance and capacitive reactance are expressed in terms of a 1 ft radius.



TransPowr® ACSS/TW Bare Overhead Conductor

Trapezoidal Aluminum Conductor Steel-Supported Concentric-Lay-Stranded



ACSS/TW (MECHANICAL PROPERTIES) - EQUIVALENT DIAMETER - CONDUCTORS SIZED TO HAVE EQUIVALENT DIAMETER TO REGULAR ACSS

CODE WORD (1)	SIZE AWG OR kcmil	NO. AL WIRES	FILL FACTOR	EQUIVALENT AL DIA. INCHES	STEEL CORE NO. X DIA. INCHES	STEEL CORE O.D. INCHES	CROSS-SECTION SQ. INCHES			O.D. INCHES	APPROX. WEIGHT LB/1000 FT (2)			PERCENT BY MASS		RATED STRENGTH LBS			STANDARD PACKAGES (3)		
							TOTAL	AL			TOTAL	AL	STEEL	AL	STEEL	GA2 or MA2	GA3 or MA3 (HS)	GA5 or MA5 (UHS)	REEL DESIG.	WEIGHT LBS	LENGTH FEET
Columbia/ACSS/TW	966.2	13	21	93.6	0.2145	7x0.1338	0.4014	0.8576	0.7591	1.09	1240	907	333	73.13	26.87	26400	28300	32800	RMT 84.36 RM 66.32	7899 3943	6370 3180
Genesee/ACSS/TW	1158.0	7	33	92.5	0.1873	7x0.1078	0.3234	0.9732	0.9094	1.16	1307	1091	216	83.45	16.55	20500	22100	25000	RMT 84.45 RM 68.38	10874 5437	8320 4160
Hudson/ACSS/TW	1158.4	13	26	93.7	0.2111	7x0.1467	0.4401	1.0279	0.9096	1.20	1488	1087	401	73.08	26.92	31100	33500	38800	RMT 84.36 RM 66.32	9776 4880	6570 3280
Cheyenne/ACSS/TW	1168.1	5	30	92.9	0.1973	7x0.0926	0.2778	0.9642	0.9170	1.16	1259	1099	160	87.32	12.68	17100	18300	20400	RMT 84.45 RM 66.32	9441 4720	7500 3750
Yukon/ACSS/TW	1233.6	13	39	91.0	0.1778	19x0.0910	0.4550	1.0923	0.9688	1.25	1584	1165	419	73.53	26.47	33200	36300	41900	RMT 90.45 RMT 84.36	14588 7286	9210 4600
Nelson/ACSS/TW	1257.1	7	35	92.4	0.1895	7x0.1115	0.3345	1.0558	0.9875	1.21	1415	1184	231	83.65	16.35	22100	23800	26900	RMT 84.45 RM 68.38	11508 5747	8130 4060
Catawba/ACSS/TW	1272.0	5	30	93.3	0.2059	7x0.0967	0.2901	1.0507	0.9993	1.20	1371	1197	174	87.30	12.70	18700	20000	22300	RMT 84.36 RM 66.32	5333 4716	3890 3440
Thames/ACSS/TW	1334.6	13	39	92.6	0.1850	19x0.0944	0.4720	1.1808	1.0479	1.29	1711	1260	451	73.64	26.36	35800	39100	45100	RMT 90.45 RM 72.36	14562 7273	8510 4250
Mackenzie/ACSS/TW	1359.7	7	36	92.9	0.1943	7x0.1159	0.3477	1.1413	1.0674	1.26	1531	1281	250	83.67	16.33	23800	25700	29000	RMT 84.45 RM 68.38	11832 5909	7730 3860
Truckee/ACSS/TW	1372.5	5	30	93.6	0.2139	7x0.1004	0.3012	1.1337	1.0783	1.25	1479	1291	188	87.32	12.68	20200	21500	24000	RMT 84.36 RM 66.32	9451 4718	6390 3190
Merrimack/ACSS/TW	1433.6	13	39	92.1	0.1917	19x0.0978	0.4890	1.2682	1.1255	1.34	1838	1354	484	73.65	26.35	38400	42000	48400	RMT 90.45 RM 72.36	14555 7278	7920 3960
Miramichi/ACSS/TW	1455.3	7	36	93.4	0.2010	7x0.1200	0.3600	1.2219	1.1427	1.30	1639	1371	268	83.64	16.36	25600	27100	30700	RMT 84.45 RM 68.38	11832 5916	7220 3610
St. Croix/ACSS/TW	1467.8	5	30	93.4	0.2212	7x0.1041	0.3123	1.2127	1.1532	1.29	1583	1381	202	87.26	12.74	21600	23100	25800	RMT 84.36 RM 66.32	10320 5160	6520 3260
Rio Grande/ACSS/TW	1533.3	13	39	93.2	0.1983	19x0.1012	0.5060	1.3574	1.2046	1.38	1966	1448	518	73.63	26.37	41200	45000	51900	RMT 90.45 RM 72.36	14569 7275	7410 3700
Potomac/ACSS/TW	1557.4	7	36	93.2	0.2080	7x0.1241	0.3723	1.3084	1.2237	1.35	1754	1467	287	83.65	16.35	27300	29000	32800	RMT 84.45 RM 68.38	11836 5909	6750 3370
Platte/ACSS/TW	1569.0	5	33	93.7	0.2181	7x0.1074	0.3222	1.2962	1.2328	1.33	1691	1476	215	87.30	12.70	23100	24600	27500	RMT 84.45 RM 68.38	10383 5192	6140 3070
Pecos/ACSS/TW	1622.0	13	39	93.0	0.2039	19x0.1064	0.5320	1.4425	1.2736	1.42	2105	1531	573	72.77	27.23	45000	49200	56900	RMT 90.45 RM 72.36	14732 7366	7000 3500
Schuylkill/ACSS/TW	1657.4	7	36	93.5	0.2145	7x0.1280	0.3840	1.3912	1.3012	1.39	1866	1561	305	83.66	16.34	29100	30900	34900	RMT 84.45 RM 68.38	11831 5915	6340 3170
James/ACSS/TW	1730.6	13	39	92.5	0.2107	19x0.1075	0.5375	1.5322	1.3598	1.47	2219	1634	585	73.64	26.36	46400	50800	58500	RMT 90.45 RM 72.36	14557 7278	6560 3280
Pee Dee/ACSS/TW	1758.6	7	37	93.1	0.2180	7x0.1319	0.3957	1.4764	1.3807	1.43	1980	1656	324	83.65	16.35	30900	32800	37100	RMT 90.45 RM 68.38	12159 6079	6140 3070
Cumberland/ACSS/TW	1926.9	13	42	93.3	0.2142	19x0.1133	0.5665	1.7044	1.5129	1.54	2469	1819	650	73.68	26.32	51600	56400	65000	RMT 90.45 RMT 84.36	15679 7827	6350 3170
Athabaska/ACSS/TW	1949.6	7	42	93.4	0.2155	7x0.1392	0.4176	1.6384	1.5318	1.50	2197	1836	361	83.58	16.42	34300	36500	41300	RMT 90.45 RM 72.36	13819 6898	6290 3140
Powder/ACSS/TW	2153.8	8	64	92.2	0.1834	19x0.0961	0.4805	1.8293	1.6915	1.60	2510	2042	467	81.37	18.63	42100	45500	51700	RMT 96.60 RMT 84.45	21611 10793	8610 4300
Santee/ACSS/TW	2627.3	8	64	93.1	0.2027	19x0.1062	0.5310	2.2328	2.0645	1.76	3062	2492	571	81.36	18.64	51300	55600	63100	RMT 96.60 RMT 84.45	21621 10810	7060 3530

(1) Code words shown denote ACSS/TW with regular-strength Class A zinc-5% aluminum mischmetal alloy-coated steel core (MA2). See the Options section to find the appropriate code word modifier designation for alternative design options.
 (2) Due to rounding, total values may be slightly greater or slightly less than the sum of the component values.
 (3) Weights shown are for conductor only and do not include the reel. Normal length and shipping tolerances apply.
 Dimensions and weights not designated minimum or maximum are nominal values and subject to manufacturing tolerances. In this context, weight means mass.



TransPowr® ACSS/TW Bare Overhead Conductor

Trapezoidal Aluminum Conductor Steel-Supported Concentric-Lay-Stranded



ACSS/TW (ELECTRICAL PROPERTIES) - EQUIVALENT DIAMETER - CONDUCTORS SIZED TO HAVE EQUIVALENT DIAMETER TO REGULAR ACSS

CODE WORD (1)	SIZE AWG OR kcmil	NO. AL WIRES	FILL FACTOR	EQUIVALENT AL DIA. INCHES	STEEL CORE NO. X DIA. INCHES	STEEL CORE O.D. INCHES	CROSS-SECTION SQ. INCHES		O.D. INCHES	RESISTANCE (4) OHMS/1000 FT				AMPACITY (5)		GEOMETRIC MEAN RADIUS FT	INDUCTIVE REACTANCE OHM/1000 FT (6)	CAPACITIVE REACTANCE MEGAOHM 1000 FT (6)	
							TOTAL	AL		DC @ 20°C	AC @ 25°C	AC @ 75°C	AC @ 200°C	75°C	200°C				
Columbia/ACSS/TW	966.2	13	21	93.6	0.2145	7x0.1338	0.4014	0.8576	0.7591	1.09	0.0171	0.0178	0.0213	0.0301	1005	1820	0.0367	0.0760	0.4839
Genesee/ACSS/TW	1158.0	7	33	92.5	0.1873	7x0.1078	0.3234	0.9732	0.9094	1.16	0.0144	0.0153	0.0188	0.0271	1085	1960	0.0385	0.0748	0.4739
Hudson/ACSS/TW	1158.4	13	26	93.7	0.2111	7x0.1467	0.4401	1.0279	0.9096	1.20	0.0143	0.0150	0.0179	0.0252	1125	2050	0.0402	0.0738	0.4697
Cheyenne/ACSS/TW	1168.1	5	30	92.9	0.1973	7x0.0926	0.2778	0.9642	0.9170	1.16	0.0143	0.0153	0.0187	0.0269	1085	1960	0.0379	0.0752	0.4751
Yukon/ACSS/TW	1233.6	13	39	91.0	0.1778	19x0.0910	0.4550	1.0923	0.9688	1.25	0.0135	0.0143	0.0175	0.0252	1145	2075	0.0422	0.0727	0.4628
Nelson/ACSS/TW	1257.1	7	35	92.4	0.1895	7x0.1115	0.3345	1.0558	0.9875	1.21	0.0133	0.0142	0.0174	0.0249	1140	2070	0.0402	0.0739	0.4674
Catawba/ACSS/TW	1272.0	5	30	93.3	0.2059	7x0.0967	0.2901	1.0507	0.9993	1.20	0.0132	0.0141	0.0173	0.0247	1145	2070	0.0395	0.0743	0.4688
Thames/ACSS/TW	1334.6	13	39	92.6	0.1850	19x0.0944	0.4720	1.1808	1.0479	1.29	0.0125	0.0133	0.0162	0.0233	1200	2180	0.0436	0.0720	0.4579
Mackenzie/ACSS/TW	1359.7	7	36	92.9	0.1943	7x0.1159	0.3477	1.1413	1.0674	1.26	0.0123	0.0132	0.0161	0.0231	1200	2175	0.0417	0.0730	0.4617
Truckee/ACSS/TW	1372.5	5	30	93.6	0.2139	7x0.1004	0.3012	1.1337	1.0783	1.25	0.0122	0.0132	0.0160	0.0229	1200	2175	0.0409	0.0734	0.4631
Merrimack/ACSS/TW	1433.6	13	39	92.1	0.1917	19x0.0978	0.4890	1.2682	1.1255	1.34	0.0116	0.0124	0.0152	0.0217	1255	2290	0.0452	0.0711	0.4519
Miramichi/ACSS/TW	1455.3	7	36	93.4	0.2010	7x0.1200	0.3600	1.2219	1.1427	1.30	0.0115	0.0124	0.0151	0.0216	1245	2275	0.0430	0.0723	0.4568
St. Croix/ACSS/TW	1467.8	5	30	93.4	0.2212	7x0.1041	0.3123	1.2127	1.1532	1.29	0.0114	0.0124	0.0151	0.0215	1250	2275	0.0424	0.0726	0.4576
Rio Grande/ACSS/TW	1533.3	13	39	93.2	0.1983	19x0.1012	0.5060	1.3574	1.2046	1.38	0.0109	0.0117	0.0142	0.0203	1305	2390	0.0466	0.0705	0.4474
Potomac/ACSS/TW	1557.4	7	36	93.2	0.2080	7x0.1241	0.3723	1.3084	1.2237	1.35	0.0107	0.0117	0.0142	0.0202	1300	2375	0.0445	0.0715	0.4513
Platte/ACSS/TW	1569.0	5	33	93.7	0.2181	7x0.1074	0.3222	1.2962	1.2328	1.33	0.0107	0.0117	0.0142	0.0201	1300	2375	0.0438	0.0719	0.4527
Pecos/ACSS/TW	1622.0	13	39	93.0	0.2039	19x0.1064	0.5320	1.4425	1.2736	1.42	0.0103	0.0111	0.0135	0.0192	1355	2485	0.0482	0.0697	0.4424
Schuylkill/ACSS/TW	1657.4	7	36	93.5	0.2145	7x0.1280	0.3840	1.3912	1.3012	1.39	0.0101	0.0111	0.0134	0.0190	1350	2475	0.0459	0.0708	0.4467
James/ACSS/TW	1730.6	13	39	92.5	0.2107	19x0.1075	0.5375	1.5322	1.3598	1.47	0.00962	0.0105	0.0127	0.0181	1405	2590	0.0496	0.0690	0.4374
Pee Dee/ACSS/TW	1758.6	7	37	93.1	0.2180	7x0.1319	0.3957	1.4764	1.3807	1.43	0.00951	0.0105	0.0127	0.0180	1395	2570	0.0474	0.0701	0.4416
Cumberland/ACSS/TW	1926.9	13	42	93.3	0.2142	19x0.1133	0.5665	1.7044	1.5129	1.54	0.00864	0.00951	0.0115	0.0163	1500	2770	0.0522	0.0678	0.4296
Athabaska/ACSS/TW	1949.6	7	42	93.4	0.2155	7x0.1392	0.4176	1.6384	1.5318	1.50	0.00858	0.00962	0.0116	0.0163	1485	2750	0.0499	0.0689	0.4338
Powder/ACSS/TW	2153.8	8	64	92.2	0.1834	19x0.0961	0.4805	1.8293	1.6915	1.60	0.00780	0.00879	0.0103	0.0141	1600	3010	0.0535	0.0673	0.4239
Santee/ACSS/TW	2627.3	8	64	93.1	0.2027	19x0.1062	0.5310	2.2328	2.0645	1.76	0.00640	0.00750	0.00869	0.0118	1785	3405	0.0589	0.0651	0.4090

(1) Code words shown denote ACSS/TW with regular-strength Class A zinc-5% aluminum mischmetal alloy-coated steel core (MA2). See the Options section to find the appropriate code word modifier designation for alternative design options.

(4) Based on a conductivity of 63.0% IACS at 20°C for aluminum and 8% IACS at 20°C for the steel core. AC resistance for single-layer and three-layer designs approximates the effects of core magnetization. To convert to ohms/mile, multiply by 5.28. To convert to ohms/km, multiply by 3.281.

(5) Based on the given conductor temperature at 60 Hz and the following conditions: 25°C ambient temperature, 2 ft/sec crosswind (90° to conductor), 0.5 coefficient of emissivity, 0.5 coefficient of absorptivity, 30° northern latitude, sea level elevation, 90° azimuth of line (East-West), clear atmosphere, and a date and time of noon on July 1 (resulting in 96.0 W/ft² of solar and sky radiated heat). Actual ampacity will differ based on local conditions. For specific ampacities, please contact your General Cable sales representative.

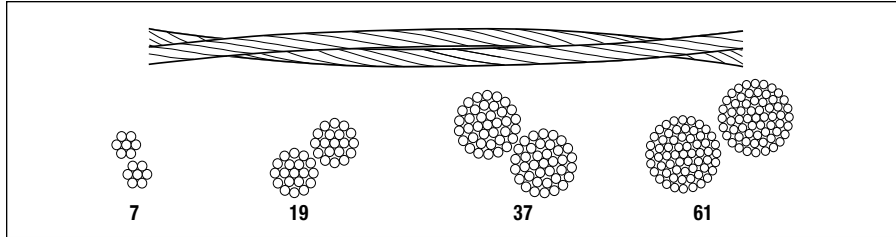
(6) Values for inductive reactance and capacitive reactance are expressed in terms of a 1 ft radius.



Notes

TransPowr® AAC/T-2® Bare Overhead Conductor

All-Aluminum 1350 Conductor Concentric-Lay-Stranded Twisted Pair



Product Construction:

Complete Conductor:

AAC/T-2 is a twisted pair of stranded aluminum conductors twisted around each other at nine-foot intervals. AAC/T-2 conductors are manufactured in accordance with the requirements of the latest issues of ASTM B230, B231 and B911, as applicable. The sizes and strandings listed on the following pages are those most frequently used for overhead lines. Additional sizes and strandings are available.

Features and Benefits:

The AAC/T-2 conductor design effectively resists wind-induced motion in two ways. First, the constantly varying diameter prevents buildup of resonant vibration in the line. Second, the low torsional stiffness reduces motion-causing wind forces to ineffective levels. These mechanical properties eliminate galloping, reduce aeolian vibration and control subconductor oscillation. AAC/T-2 can reduce structural costs by permitting higher conductor tensions, resulting in less sag and longer spans. Also, right-of-way cost may be reduced by utilizing compact line designs. Electrically, AAC/T-2 operates at lower temperatures and has a lower AC resistance than a single conventional conductor with the same aluminum area. AAC/T-2 can be installed with many of the same methods and equipment used for standard round conductors.

Applications:

AAC/T-2 conductors are used for overhead distribution and transmission lines which are subject to wind-induced motion damage.

Options:

- High-conductivity aluminum (HC) (62.2% IACS)

For more information, or information on other conductor sizes, designs and/or specific installation requirements not shown in the tables, contact your General Cable sales representative or e-mail info@generalcable.com.

TransPowr® AAC/T-2® Bare Overhead Conductor

All-Aluminum 1350 Conductor Concentric-Lay-Stranded Twisted Pair

AAC/T-2, CONCENTRIC-LAY-STRANDED (MECHANICAL PROPERTIES)

CODE WORD	SIZE AWG OR kcmil	COMPONENT		OUTER AREA SQ. INCHES	OVERALL DIMENSIONS INCHES	EQUIV. DIA. INCHES	NOMINAL MASS LB/1000 FT	RATED STRENGTH LBS	STANDARD PACKAGES (1)		
		AWG or kcmil	STRANDING NO. X DIA. INCHES						REEL DESIGNATION	WEIGHT POUNDS	LENGTH FEET
T-2 Lily	105.2	3	7x0.0867	0.0827	0.260 x 0.520	0.426	98.6	2200	NR 60.28	2220	22470
T-2 Iris	132.7	2	7x0.0973	0.1043	0.292 x 0.584	0.478	124.4	2800	NR 66.28 NR 48.28	2800 1400	22470 11235
T-2 Pansy	167.4	1	7x0.1094	0.1314	0.328 x 0.656	0.537	156.9	3200	NR 66.28 NR 48.28 NR 30.22	2800 1400 400	17830 8915 2550
T-2 Poppy	211.2	1/0	7x0.1228	0.1658	0.368 x 0.737	0.603	198	4000	NR 66.28 NR 48.28 NR 30.22	2800 1400 400	14130 7065 2020
T-2 Aster	266.2	2/0	7x0.1379	0.2091	0.414 x 0.827	0.677	249.5	5000	NR 66.28 NR 48.28	2800 1400	11210 5605
T-2 Phlox	335.6	3/0	7x0.1548	0.2635	0.464 x 0.929	0.760	314.6	6000	NR 66.28 NR 48.28	2800 1400	8890 4445
T-2 Oxlip	423.2	4/0	7x0.1738	0.3325	0.522 x 1.043	0.854	396.7	7600	NR 66.28 NR 48.28	2800 1400	7050 3525
T-2 Daisy	533.6	266.8	7x0.1952	0.4190	0.586 x 1.171	0.959	500	9600	NR 66.28 NR 48.28	2790 1400	5590 2795
T-2 Laurel	533.6	266.8	19x0.1185	0.4191	0.592 x 1.185	0.970	500	10000	RMT 90.45 RM 68.38 NR 60.28	6980 3490 2330	13950 6975 4650
T-2 Tulip	672.8	336.4	19x0.1331	0.5287	0.665 x 1.331	1.089	631	12200	RMT 96.60 RM 68.38 NR 66.28	7110 3560 2370	11270 5635 3755
T-2 Daffodil	700.0	350.0	19x0.1357	0.5496	0.679 x 1.357	1.111	656	12800	RMT 90.45 RM 68.38 NR 60.28	6790 3400 2270	10360 5180 3455
T-2 Canna	795.0	397.5	19x0.1446	0.1446	0.723 x 1.446	1.184	745	14200	RMT 90.45 RM 68.38 NR 60.28	6830 3410 2280	9170 4585 3055
T-2 Cosmos	954.0	477.0	19x0.1585	0.7488	0.792 x 1.584	1.297	894	16800	RMT 96.60 RM 68.38 NR 66.28	7080 3540 2360	7920 3960 2640
T-2 Syringa	954.0	477.0	37x0.1135	0.7487	0.795 x 1.590	1.301	894	17400	RMT 96.60 NR 60.28 NR 48.28	7080 1770 1400	7920 1980 1565
T-2 Zinnia	1000.0	500.0	19x0.1622	0.7852	0.811 x 1.622	1.328	937	17600	RMT 90.45	6700	7150
T-2 Hyacinth	1000.0	500.0	37x0.1163	0.7848	0.814 x 1.627	1.332	937	18200	RMT 90.45 RM 68.38	6710 3350	7160 3580
T-2 Dahlia	1113.0	556.5	19x0.1712	0.8737	0.856 x 1.711	1.401	1043	19600	RMT 96.60 RM 68.38 NR 66.28	7180 3590 2400	6890 3445 2300
T-2 Mistletoe	1113.0	556.5	37x0.1226	0.8736	0.858 x 1.717	1.405	1043	19800	RMT 96.60 RM 68.38 NR 66.28	7180 3590 2400	6890 3445 2300
T-2 Day Lily	1192.0	596.0	19x0.1771	0.9361	0.886 x 1.771	1.450	1117	20800	RMT 90.45	6730	6020

(1) Weights shown are for conductor only and do not include the reel. Normal length and shipping tolerances apply.

Dimensions and weights not designated minimum or maximum are nominal values and subject to manufacturing tolerances. In this context, weight means mass.



TransPowr® AAC/T-2® Bare Overhead Conductor

All-Aluminum 1350 Conductor Concentric-Lay-Stranded Twisted Pair

AAC/T-2, CONCENTRIC-LAY-STRANDED (ELECTRICAL PROPERTIES)

CODE WORD	SIZE AWG OR kcmil	COMPONENT		OUTER AREA SQ. INCHES	OVERALL DIMENSIONS INCHES	EQUIV. DIA. INCHES	RESISTANCE (1) OHMS/1000 FT			AMPACITY 75°C (2)	GEOMETRIC MEAN RADIUS FT	INDUCTIVE REACTANCE OHM/1000 FT (3)	CAPACITIVE REACTANCE MEGAOHM - 1000 FT (4)
		AWG or kcmil	STRANDING NO. X DIA. INCHES				DC @ 20°C	AC @ 25°C	AC @ 75°C				
T-2 Lily	105.2	3	7x0.0867	0.0827	0.260 x 0.520	0.426	0.164	0.168	0.201	255	0.0131	0.0997	0.6544
T-2 Iris	132.7	2	7x0.0973	0.1043	0.292 x 0.584	0.478	0.130	0.133	0.159	295	0.0147	0.0970	0.6362
T-2 Pansy	167.4	1	7x0.1094	0.1314	0.328 x 0.656	0.537	0.103	0.105	0.126	345	0.0165	0.0944	0.6180
T-2 Poppy	211.2	1/0	7x0.1228	0.1658	0.368 x 0.737	0.603	0.0818	0.0836	0.100	395	0.0185	0.0917	0.5998
T-2 Aster	266.2	2/0	7x0.1379	0.2091	0.414 x 0.827	0.677	0.0649	0.0664	0.0795	460	0.0208	0.0890	0.5817
T-2 Phlox	335.6	3/0	7x0.1548	0.2635	0.464 x 0.929	0.760	0.0515	0.0528	0.0631	530	0.0233	0.0864	0.5636
T-2 Oxlip	423.2	4/0	7x0.1738	0.3325	0.522 x 1.043	0.854	0.0408	0.0419	0.0501	615	0.0262	0.0837	0.5454
T-2 Daisy	533.6	266.8	7x0.1952	0.4190	0.586 x 1.171	0.959	0.0324	0.0334	0.0399	710	0.0294	0.0810	0.5272
T-2 Laurel	533.6	266.8	19x0.1185	0.4191	0.592 x 1.185	0.970	0.0324	0.0334	0.0399	710	0.0304	0.0803	0.5254
T-2 Tulip	672.8	336.4	19x0.1331	0.5287	0.665 x 1.331	1.089	0.0257	0.0266	0.0317	820	0.0341	0.0776	0.5073
T-2 Daffodil	700.0	350.0	19x0.1357	0.5496	0.679 x 1.357	1.111	0.0247	0.0256	0.0305	840	0.0348	0.0772	0.5042
T-2 Canna	795.0	397.5	19x0.1446	0.1446	0.723 x 1.446	1.184	0.0217	0.0227	0.0270	910	0.0371	0.0757	0.4942
T-2 Cosmos	954.0	477.0	19x0.1585	0.7488	0.792 x 1.584	1.297	0.0181	0.0191	0.0226	1020	0.0406	0.0736	0.4799
T-2 Syringa	954.0	477.0	37x0.1135	0.7487	0.795 x 1.590	1.301	0.0181	0.0191	0.0226	1020	0.0410	0.0734	0.4794
T-2 Zinnia	1000.0	500.0	19x0.1622	0.7852	0.811 x 1.622	1.328	0.0173	0.0182	0.0216	1050	0.0416	0.0731	0.4762
T-2 Hyacinth	1000.0	500.0	37x0.1163	0.7848	0.814 x 1.627	1.332	0.0173	0.0182	0.0216	1050	0.0420	0.0728	0.4757
T-2 Dahlia	1113.0	556.5	19x0.1712	0.8737	0.856 x 1.711	1.401	0.0155	0.0165	0.0195	1120	0.0439	0.0718	0.4679
T-2 Mistletoe	1113.0	556.5	37x0.1226	0.8736	0.858 x 1.717	1.405	0.0155	0.0165	0.0195	1120	0.0443	0.0716	0.4674
T-2 Day Lily	1192.0	596.0	19x0.1771	0.9361	0.886 x 1.771	1.450	0.0145	0.0155	0.0183	1165	0.0454	0.0711	0.4625

(1) Based on a conductivity of 61.2% (minimum lot average) IACS at 20°C. To convert to ohms/mile, multiply by 5.28. To convert to ohms/km, multiply by 3.281.

(2) Based on a conductor temperature of 75°C at 60 Hz and the following conditions: 25°C ambient temperature, 2 ft/sec crosswind (90° to conductor), 0.5 coefficient of emissivity, 0.5 coefficient of absorbtivity, 30° northern latitude, sea level elevation, 90° azimuth of line (East-West), clear atmosphere, and a date and time of noon on July 1 (resulting in 96.0 W/ft² of solar and sky radiated heat). Actual ampacity will differ based on local conditions. For specific ampacities, please contact your General Cable sales representative.

(3) Values for inductive reactance and capacitive reactance are expressed in terms of 1 ft radius.

(4) Weights shown are for conductor only and do not include the reel. Weights and lengths are nominal. Normal length and shipping tolerances apply.



TransPowr® AAC/T-2® Bare Overhead Conductor

All-Aluminum 1350 Conductor Concentric-Lay-Stranded Twisted Pair

AAC/T-2, CONCENTRIC-LAY-STRANDED (MECHANICAL PROPERTIES)

CODE WORD	SIZE AWG OR kcmil	COMPONENT		OUTER AREA SQ. INCHES	OVERALL DIMENSIONS INCHES	EQUIV. DIA. INCHES	NOMINAL MASS LB/1000 FT	RATED STRENGTH LBS	STANDARD PACKAGES (1)		
		AWG or kcmil	STRANDING NO. X DIA. INCHES						REEL DESIGNATION	WEIGHT POUNDS	LENGTH FEET
T-2 Meadowsweet	1200.0	600.0	37x0.1274	0.9418	0.891 x 1.783	1.459	1125	21400	RMT 90.45 RM 68.38	6780 7050	6030 3015
T-2 Orchid	1272.0	636.0	37x0.1311	0.9989	0.918 x 1.836	1.502	1192	22800	RMT 96.60 RM 68.38 NR 60.28	3520 1760 6560	5910 2955 1480
T-2 Gloxinia	1333.2	666.6	37x0.1342	1.0467	0.940 x 1.879	1.538	1250	23800	RMT 90.45	6900	5250
T-2 Violet	1431.0	715.5	37x0.1391	1.1245	0.973 x 1.947	1.593	1341	25600	RMT 90.45 RM 68.38 NR 60.28	3450 1720 6890	5140 2570 1285
T-2 Nasturtium	1431.0	715.5	61x0.1083	1.1238	0.975 x 1.949	1.596	1341	26200	RMT 90.45 RM 68.38	3450 7050	5140 2570
T-2 Petunia	1500.0	750.0	37x0.1424	1.1785	0.997 x 1.993	1.631	1406	26200	RMT 96.60 RM 68.38 NR 60.28	3520 1770 6570	5010 2505 1255
T-2 Arbutus	1590.0	795.0	37x0.1466	1.2491	1.026 x 2.052	1.680	1490	27800	RMT 90.45 RM 68.38 NR 60.28	3290 1650 6580	4410 2205 1105
T-2 Lilac	1590.0	795.0	61x0.1142	1.2496	1.027 x 2.055	1.682	1490	28600	RMT 90.45 RM 68.38	3290 6610	4410 2205
T-2 Fuchsia	1600.0	800.0	37x0.1471	1.2559	1.029 x 2.059	1.685	1500	28000	RMT 90.45 RM 68.38	3300 6630	4410 2205
T-2 Heliotrope	1600.0	800.0	61x0.1145	1.2562	1.031 x 2.061	1.687	1500	28800	RMT 90.45 RM 68.38	3310 7080	4420 2210
T-2 Anemone	1749.0	874.5	37x0.1537	1.3730	1.076 x 2.152	1.762	1639	30000	RMT 96.60 RM 68.38 NR 60.28	3540 1770 7080	4320 2160 1080
T-2 Crocus	1749.0	874.5	61x0.1197	1.3729	1.078 x 2.155	1.764	1639	31600	RMT 96.60 RM 68.38	3540 6310	4320 2160
T-2 Cockscomb	1800.0	900.0	37x0.1560	1.4144	1.092 x 2.183	1.787	1687	30800	RMT 90.45	6510	3740
T-2 Magnolia	1908.0	954.0	37x0.1606	1.4990	1.124 x 2.248	1.840	1788	32800	RMT 90.45 RM 68.38 NR 60.28	3260 1630 6510	3640 1820 910
T-2 Goldenrod	1908.0	954.0	61x0.1251	1.4996	1.126 x 2.251	1.842	1788	33800	RMT 90.45 RM 68.38	3260 6860	3640 1820
T-2 Camellia	2000.0	1000.0	61x0.1280	1.5699	1.152 x 2.305	1.886	1875	35400	RMT 90.45 RM 68.38	3430 6860	3660 1830
T-2 Bluebell	2067.0	1033.5	37x0.1671	1.6228	1.170 x 2.340	1.915	1937	35400	RMT 90.45 RM 68.38 NR 60.28	3430 1710 6880	3540 1770 885
T-2 Larkspur	2067.0	1033.5	61x0.1302	1.6243	1.171 x 2.343	1.918	1937	36600	RMT 90.45 RM 68.38	3440 6340	3550 1775
T-2 Marigold	2226.0	1113.0	61x0.1351	1.7489	1.216 x 2.431	1.990	2086	39400	RMT 90.45 RM 68.38	3170 1585	3040 1520

(1) Weights shown are for conductor only and do not include the reel. Normal length and shipping tolerances apply.

Dimensions and weights not designated minimum or maximum are nominal values and subject to manufacturing tolerances. In this context, weight means mass.



TransPwr[®] AAC/T-2[®] Bare Overhead Conductor

All-Aluminum 1350 Conductor Concentric-Lay-Stranded Twisted Pair

AAC/T-2, CONCENTRIC-LAY-STRANDED (ELECTRICAL PROPERTIES)

CODE WORD	SIZE AWG OR kcmil	COMPONENT		OUTER AREA SQ. INCHES	OVERALL DIMENSIONS INCHES	EQUIV. DIA. INCHES	RESISTANCE (1) OHMS/1000 FT			AMPACITY 75°C (2)	GEOMETRIC MEAN RADIUS FT	INDUCTIVE REACTANCE OHM/1000 FT (3)	CAPACITIVE REACTANCE MEGAOHM 1000 FT (4)
		AWG or kcmil	STRANDING NO. X DIA. INCHES				DC @ 20°C	AC @ 25°C	AC @ 75°C				
T-2 Meadowsweet	1200.0	600.0	37x0.1274	0.9418	0.891 x 1.783	1.459	0.0144	0.0154	0.0182	1170	0.0460	0.0707	0.4615
T-2 Orchid	1272.0	636.0	37x0.1311	0.9989	0.918 x 1.836	1.502	0.0136	0.0146	0.0173	1215	0.0474	0.0701	0.4569
T-2 Gloxinia	1333.2	666.6	37x0.1342	1.0467	0.940 x 1.879	1.538	0.0130	0.0140	0.0165	1250	0.0485	0.0695	0.4532
T-2 Violet	1431.0	715.5	37x0.1391	1.1245	0.973 x 1.947	1.593	0.0121	0.0132	0.0155	1300	0.0503	0.0687	0.4477
T-2 Nasturtium	1431.0	715.5	61x0.1083	1.1238	0.975 x 1.949	1.596	0.0121	0.0132	0.0155	1300	0.0505	0.0686	0.4475
T-2 Petunia	1500.0	750.0	37x0.1424	1.1785	0.997 x 1.993	1.631	0.0115	0.0126	0.0148	1340	0.0515	0.0682	0.4440
T-2 Arbutus	1590.0	795.0	37x0.1466	1.2491	1.026 x 2.052	1.680	0.0109	0.0120	0.0141	1385	0.0530	0.0675	0.4394
T-2 Lilac	1590.0	795.0	61x0.1142	1.2496	1.027 x 2.055	1.682	0.0109	0.0120	0.0141	1385	0.0532	0.0674	0.4392
T-2 Fuchsia	1600.0	800.0	37x0.1471	1.2559	1.029 x 2.059	1.685	0.0108	0.0120	0.0140	1390	0.0532	0.0674	0.4389
T-2 Heliotrope	1600.0	800.0	61x0.1145	1.2562	1.031 x 2.061	1.687	0.0108	0.0120	0.0140	1390	0.0534	0.0674	0.4387
T-2 Anemone	1749.0	874.5	37x0.1537	1.3730	1.076 x 2.152	1.762	0.00988	0.0111	0.0129	1460	0.0556	0.0664	0.4320
T-2 Crocus	1749.0	874.5	61x0.1197	1.3729	1.078 x 2.155	1.764	0.00988	0.0111	0.0129	1460	0.0558	0.0663	0.4318
T-2 Cockscomb	1800.0	900.0	37x0.1560	1.4144	1.092 x 2.183	1.787	0.00960	0.0108	0.0126	1485	0.0564	0.0661	0.4297
T-2 Magnolia	1908.0	954.0	37x0.1606	1.4990	1.124 x 2.248	1.840	0.00906	0.0103	0.0120	1535	0.0580	0.0654	0.4251
T-2 Goldenrod	1908.0	954.0	61x0.1251	1.4996	1.126 x 2.251	1.842	0.00906	0.0103	0.0120	1535	0.0583	0.0653	0.4249
T-2 Camellia	2000.0	1000.0	61x0.1280	1.5699	1.152 x 2.305	1.886	0.00864	0.00994	0.0115	1575	0.0597	0.0648	0.4213
T-2 Bluebell	2067.0	1033.5	37x0.1671	1.6228	1.170 x 2.340	1.915	0.00836	0.00968	0.0112	1605	0.0604	0.0645	0.4189
T-2 Larkspur	2067.0	1033.5	61x0.1302	1.6243	1.171 x 2.343	1.918	0.00836	0.00968	0.0112	1605	0.0607	0.0644	0.4187
T-2 Marigold	2226.0	1113.0	61x0.1351	1.7489	1.216 x 2.431	1.990	0.00777	0.00914	0.0105	1675	0.0630	0.0636	0.4129

(1) Based on a conductivity of 61.2% (minimum lot average) IACS at 20°C. To convert to ohms/mile, multiply by 5.28. To convert to ohms/km, multiply by 3.281.

(2) Based on a conductor temperature of 75°C at 60 Hz and the following conditions: 25°C ambient temperature, 2 ft/sec crosswind (90° to conductor), 0.5 coefficient of emissivity, 0.5 coefficient of absorbtivity, 30° northern latitude, sea level elevation, 90° azimuth of line (East-West), clear atmosphere, and a date and time of noon on July 1 (resulting in 96.0 W/ft² of solar and sky radiated heat). Actual ampacity will differ based on local conditions. For specific ampacities, please contact your General Cable sales representative.

(3) Values for inductive reactance and capacitive reactance are expressed in terms of 1 ft radius.

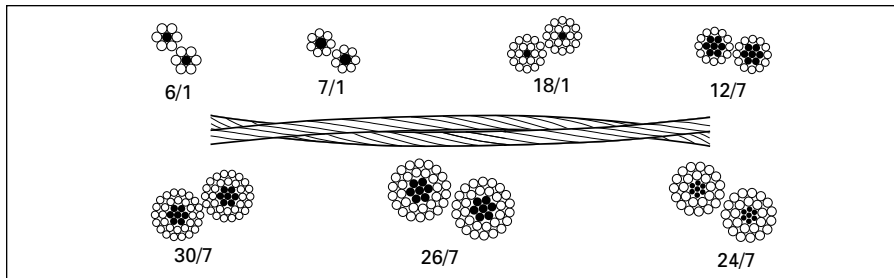
(4) Weights shown are for conductor only and do not include the reel. Weights and lengths are nominal. Normal length and shipping tolerances apply.



Notes

TransPowr® ACSR/T-2® Bare Overhead Conductor

Aluminum Conductor Steel-Reinforced Concentric-Lay-Stranded Twisted Pair



Product Construction:

Complete Conductor:

ACSR/T-2 is a pair of stranded aluminum, steel reinforced conductors twisted around each other at nine foot intervals. ACSR/T-2 conductors are manufactured in accordance with the latest applicable issue of ASTM B911. The sizes and strandings listed on the following pages are those most frequently used for overhead lines. The steel core wires are protected by galvanizing, aluminizing or aluminum cladding. The standard Class A zinc coating is usually adequate for ordinary environments. For greater protection, Class B and C galvanized coatings, aluminized or aluminum-clad steel cores may be specified.

Features and Benefits:

The ACSR/T-2 conductor design effectively resists wind-induced motion in two ways. First, the constantly varying diameter prevents buildup of resonant vibration in the line. Second, the low torsional stiffness reduces motion-causing wind forces to ineffective levels. These mechanical properties eliminate galloping, reduce aeolian vibration and control sub-conductor oscillation. ACSR/T-2 can reduce structural costs by permitting higher conductor tensions, resulting in less sag and longer spans. Also, right-of-way costs may be reduced by utilizing compact line designs. Electrically, ACSR/T-2 operates at lower temperatures and has a lower AC resistance than a single conventional conductor with the same aluminum area. ACSR/T-2 can be installed with many of the same methods and equipment used for standard round conductors.

Applications:

ACSR/T-2 conductors are used for overhead distribution and transmission lines which are subject to wind-induced motion damage.

Options:

- High-conductivity aluminum (/HC) (62.2% IACS)
- Regular-strength Class C galvanized steel core (/GC2)
- High-strength Class A galvanized steel core (/GA3 to ASTM B606)
- Extra-high-strength Class A galvanized steel core (/GA4 to ASTM B957)
- Ultra-high-strength Class A galvanized steel core (/GA5 to ASTM B957)
- Regular-strength Class A zinc-5% aluminum mischmetal alloy-coated steel core (/MA2 to ASTM B802)
- High-strength Class A zinc-5% aluminum mischmetal alloy-coated steel core (/MA3 to ASTM B803)
- Extra-high-strength Class A zinc-5% aluminum mischmetal alloy-coated steel core (/MA4 to ASTM B958)
- Ultra-high-strength Class A zinc-5% aluminum mischmetal alloy-coated steel core (/MA5 to ASTM B958)
- Aluminum-clad steel core (/AW)
- Non-specular surface finish (/NS)

For more information, or information on other conductor sizes, designs and/or specific installation requirements not shown in the tables, contact your General Cable sales representative or e-mail info@generalcable.com.

TransPowr® ACSR/T-2® Bare Overhead Conductor

Aluminum Conductor Steel-Reinforced Concentric-Lay-Stranded Twisted Pair

ACSR/T-2 CONCENTRIC-LAY-STRANDED (MECHANICAL PROPERTIES)

CODE WORD (1)	SIZE AWG OR kcmil	COMPONENT			OUTER AREA SQ. INCHES		OVERALL DIMENSIONS INCHES	EQUIV. DIA. INCHES	APPROX. WEIGHT LB/1000 FT (2)		RATED STRENGTH LBS	STANDARD PACKAGES (3)		
		AWG or kcmil	STRANDING NO. X DIA INCHES		TOTAL	AL			TOTAL	AL		REEL DESIGNATION	WEIGHT POUNDS	LENGTH FEET
			AL	STEEL										
T-2 Swan	1	4	6x0.0834	1x0.0834	0.0765	0.0656	0.250 x 0.500	0.410	114.7	77.8	3720	NR 48.28	1770	15420
T-2 Swanate	1	4	7x0.0772	1x0.1029	0.0822	0.0655	0.257 x 0.515	0.421	133.9	77.8	4720	NR 60.28	2050	17910
T-2 Swallow	1/0	3	6x0.0936	1x0.0937	0.0964	0.0826	0.281 x 0.562	0.460	144.7	98.2	4600	NR 42.28	1290	8955
T-2 Sparrow	2/0	2	6x0.1052	1x0.1052	0.1217	0.1043	0.316 x 0.631	0.516	182.4	123.8	5700	NR 66.28	3540	19390
												NR 60.28	1770	9695
												NR 42.28	1180	6465
T-2 Sparate	2/0	2	7x0.0973	1x0.1299	0.1307	0.1042	0.325 x 0.649	0.531	213.2	123.8	7280	NR 60.28	2400	11250
												NR 42.28	1200	5625
T-2 Robin	3/0	1	6x0.1181	1x0.1181	0.1534	0.1315	0.354 x 0.709	0.580	230.0	156.2	7100	NR 66.28	3530	15360
												NR 48.28	1770	7680
												NR 42.28	1180	5120
T-2 Raven	4/0	1/0	6x0.1327	1x0.1327	0.1936	0.1660	0.398 x 0.796	0.652	290.3	197	8760	NR 66.28	3540	12190
												NR 48.28	1770	6095
												NR 42.28	1180	4060
T-2 Quail	266.2	2/0	6x0.1490	1x0.1489	0.2440	0.2092	0.447 x 0.894	0.731	365.7	248.2	10600	NR 66.28	3540	9670
												NR 48.28	1770	4835
												NR 42.28	1180	3220
T-2 Pigeon	335.6	3/0	6x0.1672	1x0.1672	0.3074	0.2635	0.502 x 1.003	0.821	461.1	313	13240	NR 66.28	3540	7670
												NR 48.28	1770	3835
												NR 42.28	1180	2560
T-2 Penguin	423.2	4/0	6x0.1878	1x0.1878	0.3878	0.3324	0.563 x 1.127	0.922	581.5	394.8	16700	NR 66.28	3540	6080
												NR 48.28	1770	3040
												NR 42.28	1180	2025
T-2 Jaegar	456.4	228.2	18x0.1126	1x0.1126	0.3784	0.3585	0.563 x 1.126	0.922	495	428	12000	RMT 90.45	7630	15420
T-2 Waxwing	533.6	266.8	18x0.1218	1x0.1217	0.4426	0.4193	0.609 x 1.217	0.996	579	500	13800	RMT 96.60	7980	13790
												RMT 68.38	3990	6895
T-2 Spoonbill	533.6	266.8	22x0.1101	7x0.0612	0.4602	0.4190	0.624 x 1.248	1.022	642	502	17400	RMT 84.45	5620	8755
												RMT 68.38	3750	5835
T-2 Scaup	533.6	266.8	24x0.1054	7x0.0703	0.4732	0.4189	0.633 x 1.265	1.036	687	502	20000	RMT 84.45	6540	9520
												RMT 68.38	4360	6350
T-2 Partridge	533.6	266.8	26x0.1013	7x0.0788	0.4874	0.4191	0.642 x 1.283	1.050	734	502	22600	RMT 90.45	7580	10330
T-2 Junco	533.6	266.8	30x0.0943	7x0.0943	0.5168	0.4190	0.660 x 1.320	1.081	835	504	27800	RMT 96.60	9580	11480
T-2 Ostrich	600.0	300.0	26x0.1074	7x0.0835	0.5477	0.4710	0.680 x 1.361	1.114	825	566	25400	RMT 90.45	7580	9190
T-2 Merlin	672.8	336.4	18x0.1367	1x0.1367	0.5577	0.5284	0.684 x 1.367	1.119	730	630	17400	RMT 90.45	7570	10380
												RMT 68.38	3790	5190
T-2 Trogon	672.8	336.4	20x0.1297	7x0.0576	0.5648	0.5283	0.692 x 1.383	1.132	757	634	19000	RMT 90.45	7720	10190
												RMT 68.38	3860	5095
T-2 Woodcock	672.8	336.4	22x0.1237	7x0.0687	0.5806	0.5287	0.701 x 1.401	1.147	809	634	21800	RMT 96.60	8280	10230
												RMT 68.38	4140	5115
T-2 Widgeon	672.8	336.4	24x0.1184	7x0.0789	0.5968	0.5284	0.710 x 1.421	1.163	865	634	25000	RMT 96.60	8690	10040
												RMT 68.38	4350	5020
T-2 Linnet	672.8	336.4	26x0.1137	7x0.0884	0.6145	0.5285	0.720 x 1.441	1.179	925	634	28200	RMT 90.45	8470	9160
												RMT 68.38	4240	4580
T-2 Oriole	672.8	336.4	30x0.1059	7x0.1059	0.6518	0.5285	0.741 x 1.483	1.213	1053	636	34600	RMT 96.60	9510	9030
												RMT 68.38	4750	4515
T-2 Chickadee	795.0	397.5	18x0.1486	1x0.1486	0.6590	0.6244	0.743 x 1.486	1.216	862	746	19800	RMT 84.36	4140	4800
												RMT 90.45	7590	8800
T-2 Ptarmigan	795.0	397.5	20x0.1410	7x0.0627	0.6679	0.6247	0.752 x 1.504	1.231	895	748	22200	RMT 96.60	8300	9270
												RMT 68.38	4150	4635
T-2 Stork	795.0	397.5	22x0.1344	7x0.0747	0.6857	0.6244	0.762 x 1.523	1.247	957	748	25800	RMT 90.45	7860	8220
												RMT 68.38	3930	4110
T-2 Brant	795.0	397.5	24x0.1287	7x0.0858	0.7054	0.6244	0.772 x 1.544	1.264	1023	748	29200	RMT 90.45	8240	8060
												RMT 68.38	4120	4030

(1) Code words shown denote ACSR/T-2 with Class A Galvanized steel core ((GA)2). See the Options section to find the appropriate code word modifier designation for alternative design options.

(2) Due to rounding, total values may be slightly greater or slightly less than the sum of the component values.

(3) Weights shown are for conductor only and do not include the reel. Normal length and shipping tolerances apply.

Dimensions and weights not designated minimum or maximum are nominal values and subject to manufacturing tolerances. In this context, weight means mass.

TransPwr® ACSR/T-2® Bare Overhead Conductor

Aluminum Conductor Steel-Reinforced Concentric-Lay-Stranded Twisted Pair

ACSR/T-2 CONCENTRIC-LAY-STRANDED (ELECTRICAL PROPERTIES)

CODE WORD (1)	SIZE AWG OR kcmil	COMPONENT			OUTER AREA SQ. INCHES		OVERALL DIMENSIONS INCHES	EQUIV. DIA. INCHES	RESISTANCE (4) OHMS/1000 FT			AMPACITY 75°C (5)	GEOMETRIC MEAN RADIUS FT	INDUCTIVE REACTANCE OHM/1000 FT (6)	CAPACITIVE REACTANCE MEGA OHM 1000 FT (6)
		AWG or kcmil	STRANDING NO. X DIA INCHES		TOTAL	AL			DC @ 20°C	AC @ 25°C	AC @ 75°C				
			AL	STEEL											
T-2 Swan	1	4	6x0.0834	1x0.0834	0.0765	0.0656	0.250 x 0.500	0.410	0.202	0.206	0.269	220	0.0068	0.1147	0.6604
T-2 Swanate	1	4	7x0.0772	1x0.1029	0.0822	0.0655	0.257 x 0.515	0.421	0.199	0.203	0.273	220	0.0064	0.1162	0.6560
T-2 Swallow	1/0	3	6x0.0936	1x0.0937	0.0964	0.0826	0.281 x 0.562	0.460	0.160	0.163	0.215	255	0.0080	0.1111	0.6423
T-2 Sparrow	2/0	2	6x0.1052	1x0.1052	0.1217	0.1043	0.316 x 0.631	0.516	0.127	0.129	0.173	290	0.0092	0.1078	0.6241
T-2 Sparate	2/0	2	7x0.0973	1x0.1299	0.1307	0.1042	0.325 x 0.649	0.531	0.125	0.128	0.177	290	0.0087	0.1090	0.6197
T-2 Robin	3/0	1	6x0.1181	1x0.1181	0.1534	0.1315	0.354 x 0.709	0.580	0.101	0.103	0.139	335	0.0107	0.1043	0.6060
T-2 Raven	4/0	1/0	6x0.1327	1x0.1327	0.1936	0.1660	0.398 x 0.796	0.652	0.0797	0.0814	0.1119	385	0.0124	0.1010	0.5877
T-2 Quail	266.2	2/0	6x0.1490	1x0.1489	0.2440	0.2092	0.447 x 0.894	0.731	0.0632	0.0646	0.0919	435	0.0141	0.0980	0.5696
T-2 Pigeon	335.6	3/0	6x0.1672	1x0.1672	0.3074	0.2635	0.502 x 1.003	0.821	0.0501	0.0513	0.0761	495	0.0179	0.0924	0.5515
T-2 Penguin	423.2	4/0	6x0.1878	1x0.1878	0.3878	0.3324	0.563 x 1.127	0.922	0.0398	0.0407	0.0631	560	0.0218	0.0879	0.5333
T-2 Jaegar	456.4	228.2	18x0.1126	1x0.1126	0.3784	0.3585	0.563 x 1.126	0.922	0.0376	0.0386	0.0461	650	0.0292	0.0812	0.5334
T-2 Waxwing	533.6	266.8	18x0.1218	1x0.1217	0.4426	0.4193	0.609 x 1.217	0.996	0.0322	0.0331	0.0395	720	0.0316	0.0794	0.5212
T-2 Spoonbill	533.6	266.8	22x0.1101	7x0.0612	0.4602	0.4190	0.624 x 1.248	1.022	0.0321	0.0330	0.0395	725	0.0327	0.0786	0.5173
T-2 Scaup	533.6	266.8	24x0.1054	7x0.0703	0.4732	0.4189	0.633 x 1.265	1.036	0.0320	0.0329	0.0393	730	0.0333	0.0782	0.5152
T-2 Partridge	533.6	266.8	26x0.1013	7x0.0788	0.4874	0.4191	0.642 x 1.283	1.050	0.0319	0.0327	0.0391	735	0.0340	0.0777	0.5130
T-2 Junco	533.6	266.8	30x0.0943	7x0.0943	0.5168	0.4190	0.660 x 1.320	1.081	0.0316	0.0325	0.0388	740	0.0352	0.0769	0.5085
T-2 Ostrich	600.0	300.0	26x0.1074	7x0.0835	0.5477	0.4710	0.680 x 1.361	1.114	0.0283	0.0291	0.0348	790	0.0360	0.0764	0.5038
T-2 Merlin	672.8	336.4	18x0.1367	1x0.1367	0.5577	0.5284	0.684 x 1.367	1.119	0.0255	0.0264	0.0315	830	0.0354	0.0768	0.5030
T-2 Trogon	672.8	336.4	20x0.1297	7x0.0576	0.5648	0.5283	0.692 x 1.383	1.132	0.0256	0.0264	0.0315	835	0.0361	0.0764	0.5012
T-2 Woodcock	672.8	336.4	22x0.1237	7x0.0687	0.5806	0.5287	0.701 x 1.401	1.147	0.0255	0.0263	0.0314	840	0.0367	0.0759	0.4992
T-2 Widgeon	672.8	336.4	24x0.1184	7x0.0789	0.5968	0.5284	0.710 x 1.421	1.163	0.0254	0.0262	0.0312	845	0.0374	0.0755	0.4970
T-2 Linnet	672.8	336.4	26x0.1137	7x0.0884	0.6145	0.5285	0.720 x 1.441	1.179	0.0253	0.0260	0.0311	850	0.0381	0.0751	0.4948
T-2 Oriole	672.8	336.4	30x0.1059	7x0.1059	0.6518	0.5285	0.741 x 1.483	1.213	0.0251	0.0258	0.0308	860	0.0395	0.0742	0.4903
T-2 Chickadee	795.0	397.5	18x0.1486	1x0.1486	0.6590	0.6244	0.743 x 1.486	1.216	0.0216	0.0224	0.0267	920	0.0385	0.0748	0.4900
T-2 Ptarmigan	795.0	397.5	20x0.1410	7x0.0627	0.6679	0.6247	0.752 x 1.504	1.231	0.0216	0.0225	0.0268	925	0.0392	0.0744	0.4881
T-2 Stork	795.0	397.5	22x0.1344	7x0.0747	0.6857	0.6244	0.762 x 1.523	1.247	0.0216	0.0224	0.0266	930	0.0399	0.0740	0.4861
T-2 Brant	795.0	397.5	24x0.1287	7x0.0858	0.7054	0.6244	0.772 x 1.544	1.264	0.0215	0.0222	0.0265	935	0.0407	0.0736	0.4840

(1) Code words shown denote ACSR/T-2 with Class A Galvanized steel core (GA2). See the Options section to find the appropriate code word modifier designation for alternative design options.
 (4) Based on a conductivity of 61.2% (minimum lot average) IACS at 20°C for aluminum and 8% IACS at 20°C for the steel core. AC resistance for single-layer and three-layer designs approximates the effects of core magnetization. To convert to ohms/mile, multiply by 5.28. To convert to ohms/km, multiply by 3.281.
 (5) Based on the given conductor temperature at 60 Hz and the following conditions: 25°C ambient temperature, 2 ft/sec crosswind (90° to conductor), 0.5 coefficient of emissivity, 0.5 coefficient of absorptivity, 30° northern latitude, sea level elevation, 90° azimuth of line (East-West), clear atmosphere, and a date and time of noon on July 1 (resulting in 96.0 W/ft² of solar and sky radiated heat). Actual ampacity will differ based on local conditions. For specific ampacities, please contact your General Cable sales representative.
 (6) Values for inductive reactance and capacitive reactance are expressed in terms of 1 ft radius.



TransPowr® ACSR/T-2® Bare Overhead Conductor

Aluminum Conductor Steel-Reinforced Concentric-Lay-Stranded Twisted Pair

ACSR/T-2 CONCENTRIC-LAY-STRANDED (MECHANICAL PROPERTIES)

CODE WORD (1)	SIZE AWG OR kcmil	COMPONENT			OUTER AREA SQ. INCHES		OVERALL DIMENSIONS INCHES	EQUIV. DIA. INCHES	APPROX. WEIGHT LB/1000 FT (2)		RATED STRENGTH LBS	STANDARD PACKAGES (3)		
		AWG or kcmil	STRANDING NO. X DIA INCHES		TOTAL	AL			TOTAL	AL		REEL DESIGNATION	WEIGHT POUNDS	LENGTH FEET
			AL	STEEL										
T-2 Ibis	795.0	397.5	26x0.1236	7x0.0961	0.7261	0.6245	0.783 x 1.566	1.282	1093	748	32600	RMT 90.45 RMT 68.38	8620 4310	7890 3945
T-2 Lark	795.0	397.5	30x0.1151	7x0.1151	0.7700	0.6243	0.806 x 1.611	1.319	1244	750	40600	RMT 96.60 NR 30.22	9650 4830	7760 3880
T-2 Pelican	954.0	477.0	18x0.1628	1x0.1628	0.7910	0.7494	0.814 x 1.628	1.332	1035	894	23600	RMT 90.45 RMT 68.38	7410 3700	7160 3580
T-2 Tailorbird	954.0	477.0	20x0.1545	7x0.0686	0.8014	0.7496	0.824 x 1.647	1.348	1074	898	26200	RMT 90.45 RMT 68.38	7520 3760	7000 3500
T-2 Toucan	954.0	477.0	22x0.1472	7x0.0818	0.8225	0.7489	0.834 x 1.669	1.366	1148	898	30400	RMT 90.45 RMT 68.38	8060 4030	7020 3510
T-2 Flicker	954.0	477.0	24x0.1410	7x0.0940	0.8467	0.7495	0.846 x 1.692	1.385	1227	898	34400	RMT 90.45 RMT 68.38	8430 4220	6870 3435
T-2 Hawk	954.0	477.0	26x0.1355	7x0.1053	0.8714	0.7495	0.858 x 1.716	1.404	1311	898	39000	RMT 96.60 RMT 68.38	9040 4520	6890 3445
T-2 Hen	954.0	477.0	30x0.1261	7x0.1261	0.9242	0.7493	0.883 x 1.765	1.445	1493	900	47600	RMT 90.45	9240	6190
T-2 Heron	1000.0	500.0	30x0.1291	7x0.1291	0.9687	0.7854	0.904 x 1.807	1.479	1565	944	50000	RMT 96.60	9480	6060
T-2 Nightingale	1034.0	517.0	18x0.1695	1x0.1694	0.8572	0.8122	0.847 x 1.695	1.387	1121	970	25400	RMT 96.60 RMT 68.38	7700 3850	6870 3435
T-2 Creeper	1034.0	517.0	20x0.1608	7x0.0714	0.8681	0.8120	0.857 x 1.715	1.404	1164	974	28400	RMT 96.60	8020	6890
T-2 Osprey	1113.0	556.5	18x0.1758	1x0.1758	0.9224	0.8738	0.879 x 1.758	1.439	1207	1044	27400	RMT 90.45 RMT 68.38	7460 3730	6180 3090
T-2 Tody	1113.0	556.5	20x0.1668	7x0.0741	0.9343	0.8739	0.890 x 1.779	1.456	1253	1048	30600	RMT 90.45 RMT 68.38	7560 3780	6030 3015
T-2 Sapsucker	1113.0	556.5	22x0.1590	7x0.0883	0.9601	0.8743	0.901 x 1.802	1.475	1339	1048	35200	RMT 90.45 RMT 68.38	8100 4050	6050 3025
T-2 Parakeet	1113.0	556.5	24x0.1523	7x0.1015	0.9876	0.8743	0.914 x 1.827	1.496	1432	1048	39600	RMT 90.45 RMT 68.38	8450 4220	5900 2950
T-2 Dove	1113.0	556.5	26x0.1463	7x0.1138	1.0166	0.8742	0.927 x 1.853	1.517	1530	1048	45200	RMT 90.45 RMT 68.38	8250 4120	5390 2695
T-2 Eagle	1113.0	556.5	30x0.1362	7x0.1362	1.0781	0.8742	0.953 x 1.907	1.561	1741	1050	55600	RMT 90.45 RMT 68.38	9180 4590	5270 2635
T-2 Kittiwake	1192.0	596.0	18x0.1820	1x0.1820	0.9886	0.9366	0.910 x 1.820	1.489	1293	1118	29400	RMT 96.60	7850	6070
T-2 Skua	1210.0	605.0	20x0.1739	7x0.0773	1.0158	0.9501	0.928 x 1.855	1.518	1362	1140	33200	RMT 90.45	7340	5390
T-2 Peacock	1210.0	605.0	24x0.1587	7x0.1059	1.0732	0.9499	0.953 x 1.905	1.560	1557	1140	43200	RMT 90.45 RMT 68.38	8360 4180	5370 2685
T-2 Squab	1210.0	605.0	26x0.1526	7x0.1186	1.1053	0.9507	0.966 x 1.932	1.581	1663	1140	48600	RMT 90.45 RMT 68.38	8530 4270	5130 2565
T-2 Wood Duck	1210.0	605.0	30x0.1420	7x0.1420	1.1719	0.9502	0.994 x 1.988	1.627	1893	1142	57800	NR 66.28 RMT 68.38	3790 4730	2000 2500
T-2 Teal	1210.0	605.0	30x0.1420	19x0.0852	1.1669	0.9502	0.994 x 1.988	1.627	1877	1142	60000	RMT 96.60 RMT 68.38	9390 4690	5000 2500
T-2 Swift	1272.0	636.0	36x0.1329	1x0.1329	1.0265	0.9988	0.930 x 1.861	1.523	1286	1192	27600	RMT 90.45 RMT 84.36 NR 60.28	6930 4620 2310	5390 3595 1800
T-2 Kingbird	1272.0	636.0	18x0.1880	1x0.1880	1.0548	0.9993	0.940 x 1.880	1.539	1379	1192	31400	RMT 90.45 RMT 84.36 NR 60.28	7230 4820 2410	5240 3495 1750
T-2 Turacos	1272.0	636.0	20x0.1783	7x0.0792	1.0684	0.9994	0.951 x 1.902	1.557	1432	1198	34800	RMT 90.45 RMT 68.38	7550 3770	5270 2635
T-2 Rook	1272.0	636.0	24x0.1628	7x0.1085	1.1285	0.9990	0.977 x 1.953	1.599	1636	1198	45200	RMT 90.45 RMT 68.38	8400 4200	5130 2565

(1) Code words shown denote ACSR/T-2 with Class A Galvanized steel core (GA2). See the Options section to find the appropriate code word modifier designation for alternative design options.

(2) Due to rounding, total values may be slightly greater or slightly less than the sum of the component values.

(3) Weights shown are for conductor only and do not include the reel. Normal length and shipping tolerances apply.

Dimensions and weights not designated minimum or maximum are nominal values and subject to manufacturing tolerances. In this context, weight means mass.

TransPwr® ACSR/T-2® Bare Overhead Conductor

Aluminum Conductor Steel-Reinforced Concentric-Lay-Stranded Twisted Pair

ACSR/T-2 CONCENTRIC-LAY-STRANDED (ELECTRICAL PROPERTIES)

CODE WORD (1)	SIZE AWG OR kcmil	COMPONENT			OUTER AREA SQ. INCHES		OVERALL DIMENSIONS INCHES	EQUIV. DIA. INCHES	RESISTANCE (4) OHMS/1000 FT			AMPACITY 75°C (5)	GEOMETRIC MEAN RADIUS FT	INDUCTIVE REACTANCE OHM/1000 FT (6)	CAPACITIVE REACTANCE MEGAOHM 1000 FT (6)
		AWG or kcmil	STRANDING NO. X DIA INCHES		TOTAL	AL			DC @ 20°C	AC @ 25°C	AC @ 75°C				
			AL	STEEL											
T-2 Ibis	795.0	397.5	26x0.1236	7x0.0961	0.7261	0.6245	0.783 x 1.566	1.282	0.0214	0.0221	0.0264	940	0.0414	0.0732	0.4818
T-2 Lark	795.0	397.5	30x0.1151	7x0.1151	0.7700	0.6243	0.806 x 1.611	1.319	0.0212	0.0219	0.0261	950	0.0430	0.0723	0.4773
T-2 Pelican	954.0	477.0	18x0.1628	1x0.1628	0.7910	0.7494	0.814 x 1.628	1.332	0.0180	0.0188	0.0224	1030	0.0422	0.0727	0.4757
T-2 Tailorbird	954.0	477.0	20x0.1545	7x0.0686	0.8014	0.7496	0.824 x 1.647	1.348	0.0180	0.0189	0.0224	1035	0.0430	0.0723	0.4738
T-2 Toucan	954.0	477.0	22x0.1472	7x0.0818	0.8225	0.7489	0.834 x 1.669	1.366	0.0180	0.0188	0.0223	1040	0.0437	0.0719	0.4718
T-2 Flicker	954.0	477.0	24x0.1410	7x0.0940	0.8467	0.7495	0.846 x 1.692	1.385	0.0179	0.0187	0.0222	1045	0.0446	0.0715	0.4697
T-2 Hawk	954.0	477.0	26x0.1355	7x0.1053	0.8714	0.7495	0.858 x 1.716	1.404	0.0178	0.0185	0.0221	1055	0.0454	0.0711	0.4675
T-2 Hen	954.0	477.0	30x0.1261	7x0.1261	0.9242	0.7493	0.883 x 1.765	1.445	0.0177	0.0184	0.0219	1065	0.0471	0.0702	0.4630
T-2 Heron	1000.0	500.0	30x0.1291	7x0.1291	0.9687	0.7854	0.904 x 1.807	1.479	0.0169	0.0176	0.0209	1100	0.0482	0.0697	0.4593
T-2 Nightingale	1034.0	517.0	18x0.1695	1x0.1694	0.8572	0.8122	0.847 x 1.695	1.387	0.0166	0.0175	0.0207	1085	0.0439	0.0718	0.4694
T-2 Creeper	1034.0	517.0	20x0.1608	7x0.0714	0.8681	0.8120	0.857 x 1.715	1.404	0.0166	0.0175	0.0208	1085	0.0447	0.0714	0.4675
T-2 Osprey	1113.0	556.5	18x0.1758	1x0.1758	0.9224	0.8738	0.879 x 1.758	1.439	0.0154	0.0163	0.0193	1135	0.0456	0.0710	0.4636
T-2 Tody	1113.0	556.5	20x0.1668	7x0.0741	0.9343	0.8739	0.890 x 1.779	1.456	0.0155	0.0163	0.0193	1135	0.0464	0.0706	0.4618
T-2 Sapsucker	1113.0	556.5	22x0.1590	7x0.0883	0.9601	0.8743	0.901 x 1.802	1.475	0.0154	0.0162	0.0192	1145	0.0472	0.0702	0.4597
T-2 Parakeet	1113.0	556.5	24x0.1523	7x0.1015	0.9876	0.8743	0.914 x 1.827	1.496	0.0153	0.0161	0.0191	1150	0.0481	0.0697	0.4576
T-2 Dove	1113.0	556.5	26x0.1463	7x0.1138	1.0166	0.8742	0.927 x 1.853	1.517	0.0153	0.0160	0.0190	1160	0.0490	0.0693	0.4554
T-2 Eagle	1113.0	556.5	30x0.1362	7x0.1362	1.0781	0.8742	0.953 x 1.907	1.561	0.0152	0.0158	0.0188	1175	0.0509	0.0685	0.4509
T-2 Kittiwake	1192.0	596.0	18x0.1820	1x0.1820	0.9886	0.9366	0.910 x 1.820	1.489	0.0144	0.0153	0.0181	1180	0.0472	0.0702	0.4583
T-2 Skua	1210.0	605.0	20x0.1739	7x0.0773	1.0158	0.9501	0.928 x 1.855	1.518	0.0142	0.0151	0.0179	1195	0.0484	0.0696	0.4552
T-2 Peacock	1210.0	605.0	24x0.1587	7x0.1059	1.0732	0.9499	0.953 x 1.905	1.560	0.0141	0.0149	0.0177	1210	0.0502	0.0688	0.4511
T-2 Squab	1210.0	605.0	26x0.1526	7x0.1186	1.1053	0.9507	0.966 x 1.932	1.581	0.0140	0.0148	0.0175	1220	0.0511	0.0683	0.4489
T-2 Wood Duck	1210.0	605.0	30x0.1420	7x0.1420	1.1719	0.9502	0.994 x 1.988	1.627	0.0140	0.0146	0.0174	1235	0.0530	0.0675	0.4444
T-2 Teal	1210.0	605.0	30x0.1420	19x0.0852	1.1669	0.9502	0.994 x 1.988	1.627	0.0140	0.0146	0.0174	1235	0.0530	0.0675	0.4444
T-2 Swift	1272.0	636.0	36x0.1329	1x0.1329	1.0265	0.9988	0.930 x 1.861	1.523	0.0135	0.0146	0.0183	1185	0.0483	0.0696	0.4548
T-2 Kingbird	1272.0	636.0	18x0.1880	1x0.1880	1.0548	0.9993	0.940 x 1.880	1.539	0.0135	0.0144	0.0170	1230	0.0487	0.0694	0.4532
T-2 Turacos	1272.0	636.0	20x0.1783	7x0.0792	1.0684	0.9994	0.951 x 1.902	1.557	0.0135	0.0144	0.0170	1235	0.0496	0.0690	0.4513
T-2 Rook	1272.0	636.0	24x0.1628	7x0.1085	1.1285	0.9990	0.977 x 1.953	1.599	0.0134	0.0142	0.0168	1250	0.0514	0.0682	0.4471

(1) Code words shown denote ACSR/T-2 with Class A Galvanized steel core (GA2). See the Options section to find the appropriate code word modifier designation for alternative design options.
 (4) Based on a conductivity of 61.2% (minimum lot average) IACS at 20°C for aluminum and 8% IACS at 20°C for the steel core. AC resistance for single-layer and three-layer designs approximates the effects of core magnetization. To convert to ohms/mile, multiply by 5.28. To convert to ohms/km, multiply by 3.281.
 (5) Based on the given conductor temperature at 60 Hz and the following conditions: 25°C ambient temperature, 2 ft/sec crosswind (90° to conductor), 0.5 coefficient of emissivity, 0.5 coefficient of absorbtivity, 30° northern latitude, sea level elevation, 90° azimuth of line (East-West), clear atmosphere, and a date and time of noon on July 1 (resulting in 96.0 W/ft² of solar and sky radiated heat). Actual ampacity will differ based on local conditions. For specific ampacities, please contact your General Cable sales representative.
 (6) Values for inductive reactance and capacitive reactance are expressed in terms of 1 ft radius.



TransPowr® ACSR/T-2® Bare Overhead Conductor

Aluminum Conductor Steel-Reinforced Concentric-Lay-Stranded Twisted Pair

ACSR/T-2 CONCENTRIC-LAY-STRANDED (MECHANICAL PROPERTIES)

CODE WORD (1)	SIZE AWG OR kcmil	COMPONENT			OUTER AREA SQ. INCHES		OVERALL DIMENSIONS INCHES	EQUIV. DIA. INCHES	APPROX. WEIGHT LB/1000 FT (2)		RATED STRENGTH LBS	STANDARD PACKAGES (3)		
		AWG or kcmil	STRANDING NO. X DIA INCHES		TOTAL	AL			TOTAL	AL		REEL DESIGNATION	WEIGHT POUNDS	LENGTH FEET
			AL	STEEL										
T-2 Grosbeak	1272.0	636.0	26x0.1564	7x0.1216	1.1614	0.9988	0.990 x 1.981	1.621	1749	1198	50400	RMT 96.60 RMT 84.45 NR 66.28	9010 6000 3010	5150 3430 1720
T-2 Scoter	1272.0	636.0	30x0.1456	7x0.1456	1.2321	0.9990	1.019 x 2.038	1.668	1990	1202	60800	RMT 96.60 RMT 68.38	9950 4980	5000 2500
T-2 Egret	1272.0	636.0	30x0.1456	19x0.0874	1.2273	0.9993	1.019 x 2.039	1.669	1974	1202	63000	RMT 90.45 RMT 68.38 NR 60.28	8680 4340 2170	4400 2200 1100
T-2 Siskin	1333.2	666.6	20x0.1826	7x0.0812	1.1193	1.0468	0.974 x 1.947	1.594	1501	1256	36600	RMT 90.45	7710	5140
T-2 Flamingo	1333.2	666.6	24x0.1667	7x0.1111	1.1832	1.0475	1.000 x 2.000	1.637	1715	1256	47400	RMT 96.60 RMT 68.38 NR 60.28	8610 4310 2150	5020 2510 1255
T-2 Gannet	1333.2	666.6	26x0.1601	7x0.1245	1.2172	1.0467	1.014 x 2.028	1.660	1833	1256	52800	RMT 90.45 RMT 68.38 NR 60.28	8320 4160 2080	4540 2270 1135
T-2 Dunlin	1431.0	715.5	20x0.1891	7x0.0840	1.2017	1.1241	1.009 x 2.017	1.651	1611	1348	39200	RMT 90.45	7310	4540
T-2 Stilt	1431.0	715.5	24x0.1727	7x0.1151	1.2699	1.1242	1.036 x 2.072	1.696	1841	1348	51000	RMT 90.45 RMT 68.38 NR 60.28	8140 4070 2030	4420 2210 1105
T-2 Starling	1431.0	715.5	26x0.1659	7x0.1290	1.3069	1.1239	1.051 x 2.101	1.720	1967	1348	56800	RMT 90.45 RMT 68.38 NR 60.28	8440 4220 2110	4290 2145 1070
T-2 Redwing	1431.0	715.5	30x0.1544	19x0.0926	1.3800	1.1241	1.081 x 2.162	1.769	2219	1352	69200	RMT 90.45 RMT 68.38 NR 60.28	9280 4640 2320	4180 2090 1045
T-2 Coot	1590.0	795.0	36x0.1486	1x0.1486	1.2834	1.2487	1.040 x 2.080	1.703	1607	1490	33600	RMT 90.45 RMT 68.38 NR 60.28	7120 3560 1780	4430 2215 1110
T-2 Macaw	1590.0	795.0	42x0.1376	7x0.0764	1.3130	1.2489	1.055 x 2.110	1.727	1715	1498	40200	RMT 90.45 RMT 68.38 NR 60.28	7370 3690 1840	4300 2150 1075
T-2 Turbit	1590.0	795.0	20x0.1994	7x0.0886	1.3353	1.2490	1.063 x 2.127	1.741	1790	1498	43600	RMT 90.45 RMT 68.38 NR 60.28	7700 3850 1920	4300 2150 1075
T-2 Tern	1590.0	795.0	45x0.1329	7x0.0886	1.3348	1.2485	1.063 x 2.127	1.741	1790	1498	44200	RMT 90.45 RMT 84.45 NR 60.28 NR 60.28	7700 5140 2570 1720	4300 2870 1435 960
T-2 Puffin	1590.0	795.0	22x0.1901	7x0.1056	1.3714	1.2488	1.077 x 2.154	1.763	1913	1498	49600	RMT 96.60 RMT 84.45 NR 66.28	8260 5510 2750	4320 2880 1440
T-2 Cuckoo	1590.0	795.0	24x0.1820	7x0.1213	1.4104	1.2486	1.092 x 2.184	1.788	2045	1498	55800	RMT 90.45 RMT 84.36 NR 60.28	7650 5090 2550	3740 2490 1245
T-2 Condor	1590.0	795.0	54x0.1213	7x0.1213	1.4098	1.2481	1.092 x 2.184	1.788	2045	1498	56400	RMT 90.45 RMT 68.38	7650 3830	3740 1870
T-2 Drake	1590.0	795.0	26x0.1749	7x0.1360	1.4525	1.2492	1.107 x 2.215	1.813	2186	1498	63000	RMT 90.45 RMT 84.36 NR 60.28	8220 5490 2740	3760 2510 1255
T-2 Mallard	1590.0	795.0	30x0.1628	19x0.0977	1.5340	1.2491	1.140 x 2.279	1.865	2468	1502	76800	RMT 90.45 RMT 84.36 NR 60.28	9000 6000 3000	3650 2430 1215

(1) Code words shown denote ACSR/T-2 with Class A Galvanized steel core (/GA2). See the Options section to find the appropriate code word modifier designation for alternative design options.

(2) Due to rounding, total values may be slightly greater or slightly less than the sum of the component values.

(3) Weights shown are for conductor only and do not include the reel. Normal length and shipping tolerances apply.

Dimensions and weights not designated minimum or maximum are nominal values and subject to manufacturing tolerances. In this context, weight means mass.

TransPowr® ACSR/T-2® Bare Overhead Conductor

Aluminum Conductor Steel-Reinforced Concentric-Lay-Stranded Twisted Pair

ACSR/T-2 CONCENTRIC-LAY-STRANDED (ELECTRICAL PROPERTIES)

CODE WORD (1)	SIZE AWG OR kcmil	COMPONENT			OUTER AREA SQ. INCHES		OVERALL DIMENSIONS INCHES	EQUIV. DIA. INCHES	RESISTANCE (4) OHMS/1000 FT			AMPACITY 75°C (5)	GEOMETRIC MEAN RADIUS FT	INDUCTIVE REACTANCE OHM/1000 FT (6)	CAPACITIVE REACTANCE MEGAOHM 1000 FT (6)
		AWG or kcmil	STRANDING NO. X DIA INCHES		TOTAL	AL			DC @ 20°C	AC @ 25°C	AC @ 75°C				
			AL	STEEL											
T-2 Grosbeak	1272.0	636.0	26x0.1564	7x0.1216	1.1614	0.9988	0.990 x 1.981	1.621	0.0134	0.0141	0.0167	1260	0.0524	0.0678	0.4450
T-2 Scoter	1272.0	636.0	30x0.1456	7x0.1456	1.2321	0.9990	1.019 x 2.038	1.668	0.0133	0.0140	0.0166	1275	0.0544	0.0669	0.4405
T-2 Egret	1272.0	636.0	30x0.1456	19x0.0874	1.2273	0.9993	1.019 x 2.039	1.669	0.0133	0.0140	0.0166	1275	0.0544	0.0669	0.4405
T-2 Siskin	1333.2	666.6	20x0.1826	7x0.0812	1.1193	1.0468	0.974 x 1.947	1.594	0.0129	0.0138	0.0163	1270	0.0508	0.0685	0.4476
T-2 Flamingo	1333.2	666.6	24x0.1667	7x0.1111	1.1832	1.0475	1.000 x 2.000	1.637	0.0128	0.0136	0.0161	1285	0.0527	0.0676	0.4435
T-2 Gannet	1333.2	666.6	26x0.1601	7x0.1245	1.2172	1.0467	1.014 x 2.028	1.660	0.0128	0.0135	0.0160	1295	0.0537	0.0672	0.4413
T-2 Dunlin	1431.0	715.5	20x0.1891	7x0.0840	1.2017	1.1241	1.009 x 2.017	1.651	0.0120	0.0129	0.0153	1325	0.0526	0.0677	0.4421
T-2 Stilt	1431.0	715.5	24x0.1727	7x0.1151	1.2699	1.1242	1.036 x 2.072	1.696	0.0119	0.0128	0.0151	1340	0.0546	0.0668	0.4379
T-2 Starling	1431.0	715.5	26x0.1659	7x0.1290	1.3069	1.1239	1.051 x 2.101	1.720	0.0119	0.0127	0.0150	1350	0.0556	0.0664	0.4357
T-2 Redwing	1431.0	715.5	30x0.1544	19x0.0926	1.3800	1.1241	1.081 x 2.162	1.769	0.0118	0.0125	0.0148	1370	0.0577	0.0656	0.4313
T-2 Coot	1590.0	795.0	36x0.1486	1x0.1486	1.2834	1.2487	1.040 x 2.080	1.703	0.0108	0.0120	0.0144	1370	0.0540	0.0671	0.4373
T-2 Macaw	1590.0	795.0	42x0.1376	7x0.0764	1.3130	1.2489	1.055 x 2.110	1.727	0.0108	0.0119	0.0143	1385	0.0551	0.0666	0.4351
T-2 Turbit	1590.0	795.0	20x0.1994	7x0.0886	1.3353	1.2490	1.063 x 2.127	1.741	0.0108	0.0118	0.0139	1410	0.0555	0.0665	0.4338
T-2 Tern	1590.0	795.0	45x0.1329	7x0.0886	1.3348	1.2485	1.063 x 2.127	1.741	0.0108	0.0119	0.0143	1385	0.0557	0.0664	0.4338
T-2 Puffin	1590.0	795.0	22x0.1901	7x0.1056	1.3714	1.2488	1.077 x 2.154	1.763	0.0108	0.0117	0.0138	1420	0.0565	0.0661	0.4318
T-2 Cuckoo	1590.0	795.0	24x0.1820	7x0.1213	1.4104	1.2486	1.092 x 2.184	1.788	0.0107	0.0116	0.0137	1430	0.0575	0.0656	0.4297
T-2 Condor	1590.0	795.0	54x0.1213	7x0.1213	1.4098	1.2481	1.092 x 2.184	1.788	0.0107	0.0117	0.0141	1405	0.0577	0.0655	0.4297
T-2 Drake	1590.0	795.0	26x0.1749	7x0.1360	1.4525	1.2492	1.107 x 2.215	1.813	0.0107	0.0115	0.0136	1440	0.0586	0.0652	0.4275
T-2 Mallard	1590.0	795.0	30x0.1628	19x0.0977	1.5340	1.2491	1.140 x 2.279	1.865	0.0106	0.0114	0.0134	1460	0.0608	0.0643	0.4230

(1) Code words shown denote ACSR/T-2 with Class A Galvanized steel core (GA2). See the Options section to find the appropriate code word modifier designation for alternative design options.
 (4) Based on a conductivity of 61.2% (minimum lot average) IACS at 20°C for aluminum and 8% IACS for the steel core. AC resistance for single-layer and three-layer designs approximates the effects of core magnetization. To convert to ohms/mile, multiply by 5.28. To convert to ohms/km, multiply by 3.281.
 (5) Based on the given conductor temperature at 60 Hz and the following conditions: 25°C ambient temperature, 2 ft/sec crosswind (90° to conductor), 0.5 coefficient of emissivity, 0.5 coefficient of absorptivity, 30° northern latitude, sea level elevation, 90° azimuth of line (East-West), clear atmosphere, and a date and time of noon on July 1 (resulting in 96.0 W/ft² of solar and sky radiated heat). Actual ampacity will differ based on local conditions. For specific ampacities, please contact your General Cable sales representative.
 (6) Values for inductive reactance and capacitive reactance are expressed in terms of 1 ft radius.



TransPowr® ACSR/T-2® Bare Overhead Conductor

Aluminum Conductor Steel-Reinforced Concentric-Lay-Stranded Twisted Pair

ACSR/T-2 CONCENTRIC-LAY-STRANDED (MECHANICAL PROPERTIES)

CODE WORD (1)	SIZE AWG OR kcmil	COMPONENT			OUTER AREA SQ. INCHES		OVERALL DIMENSIONS INCHES	EQUIV. DIA. INCHES	APPROX. WEIGHT LB/1000 FT (2)		RATED STRENGTH LBS	STANDARD PACKAGES (3)		
		AWG or kcmil	STRANDING NO. X DIA INCHES		TOTAL	AL			TOTAL	AL		REEL DESIGNATION	WEIGHT POUNDS	LENGTH FEET
			AL	STEEL										
T-2 Surfbird	1749.0	874.5	20x0.2091	7x0.0929	1.4683	1.3734	1.115 x 2.230	1.826	1969	1648	47600	RMT 90.45	7150	3630
T-2 Turnstone	1800.0	900.0	20x0.2121	7x0.0943	1.5113	1.4135	1.131 x 2.263	1.852	2026	1696	48200	RMT 90.45 RMT 68.38	7400 3700	3650 1825
T-2 Ruddy	1800.0	900.0	45x0.1414	7x0.0943	1.5113	1.4135	1.131 x 2.263	1.852	2026	1696	48800	RMT 90.45 RMT 84.36 NR 60.28	7400 4920 2460	3650 2430 1215 810
T-2 Canary	1800.0	900.0	54x0.1291	7x0.1291	1.5970	1.4137	1.162 x 2.324	1.902	2316	1696	63800	RMT 90.45 RMT 68.38	8200 4100	3540 1770
T-2 Catbird	1908.0	954.0	36x0.1628	1x0.1628	1.5404	1.4988	1.140 x 2.279	1.865	1929	1788	39600	RMT 90.45 RMT 68.38	7040 3520	3650 1825
T-2 Phoenix	1908.0	954.0	42x0.1507	7x0.0837	1.5752	1.4981	1.155 x 2.311	1.891	2058	1798	46800	RMT 90.45 RMT 68.38	7270 3630	3530 1765
T-2 Corncrake	1908.0	954.0	20x0.2184	7x0.0971	1.6024	1.4987	1.165 x 2.330	1.907	2148	1798	51200	RMT 90.45 RMT 68.38	7580 3790	3530 1765
T-2 Rail	1908.0	954.0	45x0.1456	7x0.0971	1.6024	1.4987	1.165 x 2.330	1.907	2148	1798	51800	RMT 90.45 RMT 84.36 NR 60.28	7600 5070 2530	3540 2360 1180
T-2 Towhee	1908.0	954.0	48x0.1410	7x0.1097	1.6315	1.4992	1.175 x 2.350	1.923	2245	1798	57000	RMT 90.45 RMT 84.45 NR 66.28	7970 5320 2660	3550 2370 1185
T-2 Redbird	1908.0	954.0	24x0.1994	7x0.1329	1.6930	1.4987	1.196 x 2.392	1.958	2455	1798	67000	RMT 90.45 RMT 68.38	7440 3720	3030 1515
T-2 Cardinal	1908.0	954.0	54x0.1329	7x0.1329	1.6924	1.4982	1.196 x 2.392	1.958	2455	1798	67600	RMT 90.45 RMT 68.38	7440 3720	3030 1515
T-2 Canvasback	1908.0	954.0	30x0.1783	19x0.1070	1.8400	1.4983	1.248 x 2.497	2.043	2961	1802	92200	RMT 90.45 RMT 84.36 NR 60.28	8700 5800 2900	2940 1960 980
T-2 Snowbird	2067.0	1033.5	42x0.1568	7x0.0872	1.7062	1.6226	1.203 x 2.405	1.969	2230	1946	50600	RMT 90.45 RMT 68.38	6760 3380	3030 1515
T-2 Ortolan	2067.0	1033.5	45x0.1516	7x0.1010	1.7363	1.6241	1.212 x 2.425	1.985	2327	1946	55400	RMT 90.45 RMT 84.36 NR 60.28	7070 4720 2360	3040 2030 1015
T-2 Whooper	2067.0	1033.5	48x0.1467	7x0.1141	1.7658	1.6226	1.223 x 2.446	2.002	2432	1946	61600	RMT 90.45 RMT 84.36 NR 60.28	7420 4950 2480	3050 2035 1020
T-2 Curlew	2067.0	1033.5	54x0.1384	7x0.1383	1.8345	1.6242	1.245 x 2.490	2.038	2659	1946	73200	RMT 90.45 RMT 68.38	7820 3910	2940 1470
T-2 Avocet	2226.0	1113.0	42x0.1628	7x0.0904	1.8381	1.7482	1.248 x 2.496	2.043	2401	2096	54200	RMT 90.45 RMT 84.36 NR 60.28	7060 4710 2350	2940 1960 980
T-2 Bluejay	2226.0	1113.0	45x0.1572	7x0.1049	1.8684	1.7474	1.258 x 2.516	2.060	2506	2096	59600	RMT 90.45 RMT 84.36 NR 60.28	7390 4940 2470	2950 1970 985
T-2 Bullfinch	2226.0	1113.0	48x0.1523	7x0.1185	1.9036	1.7492	1.269 x 2.538	2.077	2619	2096	65600	RMT 90.45 RMT 84.36 NR 60.28	7750 5160 2580	2960 1970 985
T-2 Finch	2226.0	1113.0	54x0.1436	19x0.0862	1.9695	1.7477	1.292 x 2.584	2.115	2859	2106	78200	RMT 90.45 RMT 68.38	8150 4070	2850 1425

(1) Code words shown denote ACSR/T-2 with Class A Galvanized steel core (/GA2). See the Options section to find the appropriate code word modifier designation for alternative design options.

(2) Due to rounding, total values may be slightly greater or slightly less than the sum of the component values.

(3) Weights shown are for conductor only and do not include the reel. Normal length and shipping tolerances apply.

Dimensions and weights not designated minimum or maximum are nominal values and subject to manufacturing tolerances. In this context, weight means mass.

TransPowr® ACSR/T-2® Bare Overhead Conductor

Aluminum Conductor Steel-Reinforced Concentric-Lay-Stranded Twisted Pair

ACSR/T-2 CONCENTRIC-LAY-STRADED (ELECTRICAL PROPERTIES)

CODE WORD (1)	SIZE AWG OR kcmil	COMPONENT			OUTER AREA SQ. INCHES		OVERALL DIMENSIONS INCHES	EQUIV. DIA. INCHES	RESISTANCE (4) OHMS/1000 FT			AMPACITY 75°C (5)	GEOMETRIC MEAN RADIUS FT	INDUCTIVE REACTANCE OHM/1000 FT (6)	CAPACITIVE REACTANCE MEGAOHM 1000 FT (6)
		AWG or kcmil	STRANDING NO. X DIA INCHES		TOTAL	AL			DC @ 20°C	AC @ 25°C	AC @ 75°C				
			AL	STEEL											
T-2 Surfbird	1749.0	874.5	20x0.2091	7x0.0929	1.4683	1.3734	1.115 x 2.230	1.826	0.00984	0.0109	0.0127	1490	0.0582	0.0654	0.4264
T-2 Turnstone	1800.0	900.0	20x0.2121	7x0.0943	1.5113	1.4135	1.131 x 2.263	1.852	0.00956	0.0106	0.0124	1515	0.0590	0.0650	0.4241
T-2 Ruddy	1800.0	900.0	45x0.1414	7x0.0943	1.5113	1.4135	1.131 x 2.263	1.852	0.00956	0.0107	0.0128	1490	0.0593	0.0649	0.4241
T-2 Canary	1800.0	900.0	54x0.1291	7x0.1291	1.5970	1.4137	1.162 x 2.324	1.902	0.00949	0.0105	0.0126	1510	0.0614	0.0641	0.4200
T-2 Catbird	1908.0	954.0	36x0.1628	1x0.1628	1.5404	1.4988	1.140 x 2.279	1.865	0.00903	0.0103	0.0123	1525	0.0592	0.0650	0.4230
T-2 Phoenix	1908.0	954.0	42x0.1507	7x0.0837	1.5752	1.4981	1.155 x 2.311	1.891	0.00904	0.0102	0.0122	1535	0.0604	0.0645	0.4208
T-2 Corncrake	1908.0	954.0	20x0.2184	7x0.0971	1.6024	1.4987	1.165 x 2.330	1.907	0.00902	0.0101	0.0118	1565	0.0607	0.0644	0.4196
T-2 Rail	1908.0	954.0	45x0.1456	7x0.0971	1.6024	1.4987	1.165 x 2.330	1.907	0.00902	0.0101	0.0121	1540	0.0611	0.0643	0.4196
T-2 Towhee	1908.0	954.0	48x0.1410	7x0.1097	1.6315	1.4992	1.175 x 2.350	1.923	0.00900	0.0101	0.0121	1550	0.0618	0.0640	0.4182
T-2 Redbird	1908.0	954.0	24x0.1994	7x0.1329	1.6930	1.4987	1.196 x 2.392	1.958	0.00895	0.00988	0.0116	1590	0.0630	0.0635	0.4154
T-2 Cardinal	1908.0	954.0	54x0.1329	7x0.1329	1.6924	1.4982	1.196 x 2.392	1.958	0.00895	0.00995	0.0119	1565	0.0633	0.0634	0.4154
T-2 Canvasback	1908.0	954.0	30x0.1783	19x0.1070	1.8400	1.4983	1.248 x 2.497	2.043	0.00886	0.00965	0.0113	1625	0.0666	0.0623	0.4087
T-2 Snowbird	2067.0	1033.5	42x0.1568	7x0.0872	1.7062	1.6226	1.203 x 2.405	1.969	0.00835	0.00956	0.0114	1605	0.0628	0.0636	0.4146
T-2 Ortolan	2067.0	1033.5	45x0.1516	7x0.1010	1.7363	1.6241	1.212 x 2.425	1.985	0.00833	0.00949	0.0113	1615	0.0636	0.0633	0.4133
T-2 Whooper	2067.0	1033.5	48x0.1467	7x0.1141	1.7658	1.6226	1.223 x 2.446	2.002	0.00831	0.00943	0.0113	1620	0.0643	0.0631	0.4120
T-2 Curlew	2067.0	1033.5	54x0.1384	7x0.1383	1.8345	1.6242	1.245 x 2.490	2.038	0.00826	0.00930	0.0111	1640	0.0658	0.0625	0.4091
T-2 Avocet	2226.0	1113.0	42x0.1628	7x0.0904	1.8381	1.7482	1.248 x 2.496	2.043	0.00775	0.00901	0.0107	1675	0.0652	0.0627	0.4088
T-2 Bluejay	2226.0	1113.0	45x0.1572	7x0.1049	1.8684	1.7474	1.258 x 2.516	2.060	0.00773	0.00894	0.0106	1685	0.0659	0.0625	0.4075
T-2 Bullfinch	2226.0	1113.0	48x0.1523	7x0.1185	1.9036	1.7492	1.269 x 2.538	2.077	0.00771	0.00887	0.0105	1690	0.0667	0.0622	0.4061
T-2 Finch	2226.0	1113.0	54x0.1436	19x0.0862	1.9695	1.7477	1.292 x 2.584	2.115	0.00771	0.00878	0.0105	1710	0.0683	0.0617	0.4033

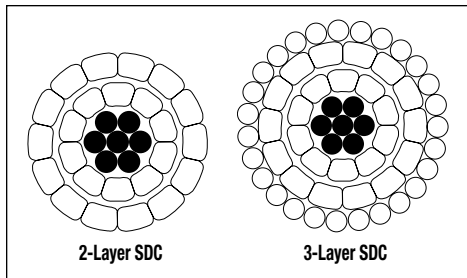
(1) Code words shown denote ACSR/T-2 with Class A Galvanized steel core (GA2). See the Options section to find the appropriate code word modifier designation for alternative design options.
 (4) Based on a conductivity of 61.2% (minimum lot average) IACS at 20°C for aluminum and 8% IACS at 20°C for the steel core. AC resistance for single-layer and three-layer designs approximates the effects of core magnetization. To convert to ohms/mile, multiply by 5.28. To convert to ohms/km, multiply by 3.281.
 (5) Based on the given conductor temperature at 60 Hz and the following conditions: 25°C ambient temperature, 2 ft/sec crosswind (90° to conductor), 0.5 coefficient of emissivity, 0.5 coefficient of absorptivity, 30° northern latitude, sea level elevation, 90° azimuth of line (East-West), clear atmosphere, and a date and time of noon on July 1 (resulting in 96.0 W/ft² of solar and sky radiated heat). Actual ampacity will differ based on local conditions. For specific ampacities, please contact your General Cable sales representative.
 (6) Values for inductive reactance and capacitive reactance are expressed in terms of 1 ft radius.



Notes

TransPowr® ACSR/SD Bare Overhead Conductor

Self-Damping Aluminum Conductor Steel-Reinforced Concentric-Lay-Stranded



Product Construction:

Complete Conductor:

ACSR/SD conductors are manufactured with two layers of 1350 H19 trapezoidal-shaped aluminum wires concentrically stranded around a steel core of round coated steel wires. On certain larger conductor constructions, the trapezoidal-shaped wires are surrounded by a layer of round 1350 H19 aluminum wires. The steel core and the two layers of trapezoidal-shaped aluminum wires are separated by a gap to provide the self-damping characteristics. Steel core wires are protected from corrosion by aluminum-clad, galvanized, or zinc-5% aluminum mischmetal alloy coating. Standard, high, extra- and ultra-high-strength steel is also available. The ACSR/SD conductors are manufactured in accordance with the requirements of the latest issue of ASTM B701.

Features and Benefits:

The steel core and the two layers of trapezoidal-shaped aluminum wires in ACSR/SD are separated by a gap designed to provide self-damping characteristics to control Aeolian vibration—eliminating the need for vibration dampers. Additional advantages in using ACSR/SD include: shorter, more economical towers, increased reliability, lower overall line cost, reduced sag, reduced ice and wind loads as well as permitting longer spans.

Applications:

ACSR/SD conductors are used for overhead transmission lines to control Aeolian vibration.

Options:

- High-conductivity aluminum (/HC) (62.2% IACS)
- Regular-strength Class C galvanized steel core (/GC2)
- High-strength Class A galvanized steel core (/GA3 to ASTM B606)
- Extra-high-strength Class A galvanized steel core (/GA4 to ASTM B957)

- Ultra-high-strength Class A galvanized steel core (/GA5 to ASTM B957)
- Regular-strength Class A zinc-5% aluminum mischmetal alloy-coated steel core (/MA2 to ASTM B802)
- High-strength Class A zinc-5% aluminum mischmetal alloy-coated steel core (/MA3 to ASTM B803)
- Extra-high-strength Class A zinc-5% aluminum mischmetal alloy-coated steel core (/MA4 to ASTM B958)
- Ultra-high-strength Class A zinc-5% aluminum mischmetal alloy-coated steel core (/MA5 to ASTM B958)
- Aluminum-clad steel core (/AW)
- Non-specular surface finish (/NS)

For more information, or information on other conductor sizes, designs and/or specific installation requirements not shown in the tables, contact your General Cable sales representative or e-mail info@generalcable.com.

TransPowr® ACSR/SD Bare Overhead Conductor

Self-Damping Aluminum Conductor Steel-Reinforced Concentric-Lay-Stranded

ACSR/SD CONCENTRIC-LAY-STRANDED (MECHANICAL PROPERTIES)

CODE WORD (1)	SIZE AWG OR kcmil	TYPE	STEEL CORE O.D. INCHES	O.D. INCHES	APPROX. WEIGHT LB/1000 FT (2)			PERCENT BY WEIGHT		RATED STRENGTH LBS	STANDARD PACKAGES (3)		
					TOTAL	AL	STEEL	AL	STEEL		REEL DESIGNATION	WEIGHT POUNDS	LENGTH FEET
Titmouse/SD	266.8	5	0.117	0.593	287	251	36	87.3	12.7	6920	RM 66.32	4017	14000
Eider/SD	266.8	7	0.136	0.601	299	251	49	83.7	16.3	7610	RM 66.32	4192	14000
Spoonbill/SD	266.8	10	0.162	0.610	320	251	69	78.3	21.7	8450	RM 66.32	4480	14000
Partridge/SD	266.8	16	0.236	0.645	367	251	116	68.5	31.5	11350	RM 66.32	4771	13000
Cowbird/SD	336.4	5	0.132	0.667	362	316	46	87.3	12.7	8500	RM 66.32	4343	12000
Hummingbird/SD	336.4	7	0.153	0.664	378	316	62	83.7	16.3	9130	RM 66.32	4532	12000
Woodcock/SD	336.4	10	0.206	0.688	405	317	88	78.3	21.7	11000	RM 66.32	4450	11000
Linnet/SD	326.4	16	0.265	0.716	462	317	145	68.5	31.5	14300	RM 68.38	6011	13000
Erne/SD	397.5	5	0.143	0.717	428	374	54	87.3	12.7	9740	RM 66.32	4277	10000
Longspur/SD	397.5	7	0.166	0.725	446	373	73	83.7	16.3	10600	RM 68.38	5799	13000
Stork/SD	397.5	10	0.224	0.750	478	374	104	78.3	21.7	12900	RM 68.38	5735	12000
Ibis/SD	397.5	16	0.288	0.771	547	375	172	68.5	31.5	16400	RM 68.38	6558	12000
Kestrel/SD	477.0	5	0.157	0.787	513	448	65	87.3	12.7	11700	RM 68.38	5646	11000
Jackdaw/SD	477.0	7	0.206	0.808	536	449	87	83.7	16.3	13300	RM 68.38	5894	11000
Toucan/SD	477.0	10	0.245	0.824	573	449	125	78.3	21.7	15300	RM 68.38	5734	10000
Flicker/SD	477.0	13	0.282	0.843	614	449	165	73.2	26.8	17200	RMT 84.36	7362	12000
Hawk/SD	477.0	16	0.316	0.860	656	449	206	68.5	31.5	19500	RMT 84.36	7214	11000
Blackbird/SD	556.5	5	0.169	0.843	599	523	76	87.3	12.7	13600	RM 68.38	5990	10000
Sunbird/SD	556.5	7	0.222	0.863	625	523	102	83.7	16.3	15500	RMT 84.36	6875	11000
Sapsucker/SD	556.5	10	0.265	0.882	669	524	145	78.3	21.7	17800	RMT 84.36	7359	11000
Parakeet/SD	556.5	13	0.305	0.901	716	524	192	73.2	26.8	20000	RMT 84.36	7160	10000
Dove/SD	556.5	16	0.341	0.919	765	524	241	68.5	31.5	22600	RMT 84.36	7650	10000
Pipit/SD	636.0	5	0.205	0.903	684	598	87	87.3	12.7	16100	RMT 84.36	7524	11000
Killdeer/SD	636.0	7	0.238	0.917	715	598	117	83.6	16.4	17700	RMT 84.36	7150	10000
Goldfinch/SD	636.0	10	0.284	0.935	765	599	166	78.3	21.7	20100	RMT 84.36	7650	10000
Rook/SD	636.0	13	0.326	0.955	818	599	219	73.2	26.8	22900	RMT 84.36	7362	9000
Grosbeak/SD	636.0	16	0.365	0.975	874	599	275	68.5	31.5	25400	RMT 84.36	7866	9000
Macaw/SD	795.0	5	0.229	0.999	856	747	109	87.3	12.7	19800	RMT 90.45	11984	14000
Tern/SD	795.0	7	0.266	1.013	893	747	146	83.6	16.4	21900	RMT 90.45	11609	13000
Puffin/SD	795.0	10	0.317	1.034	956	746	208	78.3	21.7	25100	RMT 90.45	12428	13000
Condor/SD	795.0	13	0.364	1.055	1023	749	274	73.2	26.8	28200	RMT 90.45	12276	12000
Drake/SD	795.0	16	0.408	1.077	1093	749	344	68.5	31.5	31800	RMT 90.45	12023	11000
Phoenix/SD	954.0	5	0.251	1.088	1027	897	130	87.3	12.7	23700	RMT 90.45	11297	11000
Rail/SD	954.0	7	0.291	1.103	1073	897	176	83.6	16.4	26100	RMT 90.45	11803	11000
Cardinal/SD	954.0	13	0.399	1.147	1227	898	329	73.2	26.8	33500	RMT 90.45	12270	10000

(1) Code words shown denote ACSR/SD with regular-strength Class A galvanized steel core (GA2). See the Options section to find the appropriate code word modifier designation for alternative design options.

(2) Due to rounding, total values may not exactly equal the sum of the component values.

(3) Weights shown are for conductor only and do not include the reel. Normal length and shipping tolerances apply.

Dimensions and weights not designated minimum or maximum are nominal values and subject to manufacturing tolerances. In this context, weight means mass.



TransPowr[®] ACSR/SD Bare Overhead Conductor

Self-Damping Aluminum Conductor Steel-Reinforced Concentric-Lay-Stranded

ACSR/SD CONCENTRIC-LAY-STRADED (ELECTRICAL PROPERTIES)

CODE WORD (1)	SIZE AWG OR kcmil	TYPE	STEEL CORE O.D. INCHES	O.D. INCHES	RESISTANCE (4) OHMS/1000 FT			GEOMETRIC MEAN RADIUS FT	INDUCTIVE REACTANCE OHM / 1000 FT (5)	CAPACITIVE REACTANCE MEGAOHM - 1000 FT (5)
					DC @ 20°C	AC @ 25°C	AC @ 75°C			
Titmouse/SD	266.8	5	0.117	0.593	0.0646	0.0660	0.0790	0.0195	0.0905	0.5797
Eider/SD	266.8	7	0.136	0.601	0.0645	0.0658	0.0788	0.0199	0.0900	0.5776
Spoonbill/SD	266.8	10	0.162	0.610	0.0642	0.0656	0.0785	0.0203	0.0895	0.5755
Partridge/SD	266.8	16	0.236	0.645	0.0637	0.0650	0.0779	0.0220	0.0877	0.5665
Cowbird/SD	336.4	5	0.132	0.667	0.0512	0.0523	0.0626	0.0217	0.0880	0.5613
Hummingbird/SD	336.4	7	0.153	0.664	0.0510	0.0522	0.0625	0.0218	0.0880	0.5618
Woodcock/SD	336.4	10	0.206	0.688	0.0509	0.0520	0.0623	0.0230	0.0867	0.5565
Linnet/SD	326.4	16	0.265	0.716	0.0505	0.0516	0.0618	0.0245	0.0853	0.5502
Erne/SD	397.5	5	0.143	0.717	0.0433	0.0443	0.0530	0.0233	0.0864	0.5496
Longspur/SD	397.5	7	0.166	0.725	0.0432	0.0442	0.0529	0.0238	0.0859	0.5481
Stork/SD	397.5	10	0.224	0.750	0.0431	0.0441	0.0527	0.0249	0.0848	0.5428
Ibis/SD	397.5	16	0.288	0.771	0.0428	0.0437	0.0523	0.0261	0.0838	0.5386
Kestrel/SD	477.0	5	0.157	0.787	0.0361	0.0370	0.0442	0.0257	0.0842	0.5354
Jackdaw/SD	477.0	7	0.206	0.808	0.0360	0.0369	0.0441	0.0261	0.0838	0.5333
Toucan/SD	477.0	10	0.245	0.824	0.0359	0.0368	0.0440	0.0274	0.0827	0.5280
Flicker/SD	477.0	13	0.282	0.843	0.0358	0.0366	0.0438	0.0283	0.0819	0.5243
Hawk/SD	477.0	16	0.316	0.860	0.0356	0.0365	0.0437	0.0291	0.0813	0.5217
Blackbird/SD	556.5	5	0.169	0.843	0.0309	0.0317	0.0379	0.0274	0.0827	0.5243
Sunbird/SD	556.5	7	0.222	0.863	0.0309	0.0317	0.0379	0.0285	0.0818	0.5206
Sapsucker/SD	556.5	10	0.265	0.882	0.0308	0.0316	0.0377	0.0293	0.0811	0.5174
Parakeet/SD	556.5	13	0.305	0.901	0.0307	0.0314	0.0376	0.0302	0.0804	0.5143
Dove/SD	556.5	16	0.341	0.919	0.0305	0.0313	0.0374	0.0311	0.0798	0.5111
Pippit/SD	636.0	5	0.205	0.903	0.0271	0.0278	0.0333	0.0291	0.0813	0.5153
Killdeer/SD	636.0	7	0.238	0.917	0.0270	0.0277	0.0332	0.0302	0.0804	0.5111
Goldfinch/SD	636.0	10	0.284	0.935	0.0269	0.0276	0.0330	0.0311	0.0798	0.5085
Rook/SD	636.0	13	0.326	0.955	0.0268	0.0275	0.0329	0.0320	0.0791	0.5048
Grosbeak/SD	636.0	16	0.365	0.975	0.0267	0.0274	0.0328	0.0329	0.0784	0.5016
Macaw/SD	795.0	5	0.229	0.999	0.0217	0.0224	0.0267	0.0326	0.0787	0.4979
Tern/SD	795.0	7	0.266	1.013	0.0216	0.0223	0.0266	0.0333	0.0782	0.4958
Puffin/SD	795.0	10	0.317	1.034	0.0215	0.0222	0.0265	0.0343	0.0775	0.4926
Condor/SD	795.0	13	0.364	1.055	0.0215	0.0221	0.0264	0.0353	0.0769	0.4895
Drake/SD	795.0	16	0.408	1.077	0.0214	0.0220	0.0263	0.0364	0.0762	0.4863
Phoenix/SD	954.0	5	0.251	1.088	0.0180	0.0187	0.0223	0.0357	0.0766	0.4847
Rail/SD	954.0	7	0.291	1.103	0.0180	0.0187	0.0222	0.0364	0.0762	0.4826
Cardinal/SD	954.0	13	0.399	1.147	0.0179	0.0185	0.0220	0.0384	0.0749	0.4763

(1) Code words shown denote ACSR/SD with regular-strength Class A galvanized steel core (GA2). See the Options section to find the appropriate code word modifier designation for alternative design options.
 (4) Based on a conductivity of 61.0% IACS at 20°C for aluminum and 8% IACS at 20°C for the steel core. AC resistance for three-layer designs must be increased by 1.1%, 2.7%, 3.7%, and 4.3% for current densities of 200, 600, 1000, and 1400 amperes per 1000 kcmil of aluminum to allow for the magnetic losses in the steel core. To convert to ohms/mile, multiply by 5.28. To convert to ohms/km, multiply by 3.281.
 (5) Values for inductive reactance and capacitive reactance are expressed in terms of a 1 ft radius.



TransPowr® ACSR/SD Bare Overhead Conductor

Self-Damping Aluminum Conductor Steel-Reinforced Concentric-Lay-Stranded

ACSR/SD CONCENTRIC-LAY-STRANDED (MECHANICAL PROPERTIES)

CODE WORD (1)	SIZE AWG OR kcmil	TYPE	STEEL CORE O.D. INCHES	O.D. INCHES	APPROX. WEIGHT LB/1000 FT (2)			PERCENT BY WEIGHT		RATED STRENGTH LBS	STANDARD PACKAGES (3)		
					TOTAL	AL	STEEL	AL	STEEL		REEL DESIGNATION	WEIGHT POUNDS	LENGTH FEET
Snowbird/SD	1033.5	5	0.261	1.185	1115	974	141	87.3	12.7	25900	RMT 90.45	11150	10000
Ortolan/SD	1033.5	7	0.303	1.145	1161	971	190	83.6	16.4	28100	RMT 90.45	11610	10000
Curllew/SD	1033.5	13	0.415	1.191	1329	973	356	73.2	26.8	36300	RMT 90.45	11961	9000
Avocet/SD	1113.0	5	0.271	1.226	1200	1048	152	87.3	12.7	27500	RMT 90.45	10800	9000
Bluejay/SD	1113.0	7	0.315	1.242	1254	1049	205	83.7	16.3	30300	RMT 90.45	11286	9000
Finch/SD	1113.0	13	0.431	1.233	1424	1048	376	73.6	26.4	39100	RMT 90.45	12816	9000
Oxbird/SD	1192.5	5	0.281	1.266	1286	1123	163	87.3	12.7	29500	RMT 90.45	11574	9000
Bunting/SD	1192.5	7	0.326	1.284	1343	1124	219	83.7	16.3	32400	RMT 90.45	10744	8000
Grackle/SD	1192.5	13	0.446	1.274	1526	1123	403	73.6	26.4	41900	RMT 90.45	12208	8000
Scissortail/SD	1272.0	5	0.290	1.305	1372	1198	174	87.3	12.7	31400	RMT 96.60	16464	12000
Bittern/SD	1272.0	7	0.336	1.323	1433	1199	234	83.7	16.3	34600	RMT 96.60	17196	12000
Pheasant/SD	1272.0	13	0.461	1.378	1631	1202	429	73.7	26.3	44100	RMT 96.60	19572	12000
Ringdove/SD	1351.5	5	0.299	1.344	1458	1273	185	87.3	12.7	33400	RMT 96.60	17496	12000
Dipper/SD	1351.5	7	0.347	1.361	1522	1274	248	83.7	16.3	36700	RMT 96.60	18264	12000
Frigate/SD	1351.5	10	0.413	1.389	1629	1276	353	78.3	21.7	41700	RMT 96.60	17919	11000
Martin/SD	1351.5	13	0.475	1.417	1733	1277	456	73.7	26.3	46800	RMT 96.60	19063	11000
Popinjay/SD	1431.0	5	0.308	1.381	1544	1348	196	87.3	12.7	35300	RMT 96.60	16984	11000
Bobolink/SD	1431.0	7	0.357	1.398	1612	1349	263	83.7	16.3	38900	RMT 96.60	17732	11000
Plover/SD	1431.0	13	0.489	1.448	1835	1352	483	73.7	26.3	49600	RMT 96.60	20185	11000
Ratite/SD	1590.0	5	0.325	1.447	1715	1498	218	87.3	12.7	39100	RMT 96.60	17150	10000
Lapwing/SD	1590.0	7	0.376	1.468	1791	1499	292	83.7	16.3	42600	RMT 96.60	17910	10000
Falcon/SD	1590.0	13	0.515	1.521	2039	1502	537	73.7	26.3	55100	RMT 96.60	18351	9000
Smew/SD	1780.0	5	0.343	1.531	1921	1677	244	87.3	12.7	43600	RMT 96.60	17289	9000
Chukar/SD	1780.0	8	0.437	1.565	2068	1681	387	81.3	18.7	51100	RMT 96.60	18612	9000
Cockatoo/SD	2156.0	5	0.378	1.731	2331	2036	295	87.3	12.7	52500	RMT 96.60	17483	7500
Bluebird/SD	2156.0	8	0.481	1.716	2504	2036	468	81.3	18.7	60700	RMT 96.60	18780	7500
Kiwi/SD	2167.0	4	0.347	1.725	2296	2047	249	89.2	10.8	50700	RMT 96.60	16072	7000

(1) Code words shown denote ACSR/SD with regular-strength Class A galvanized steel core (GA2). See the Options section to find the appropriate code word modifier designation for alternative design options.

(2) Due to rounding, total values may not exactly equal the sum of the component values.

(3) Weights shown are for conductor only and do not include the reel. Normal length and shipping tolerances apply.

Dimensions and weights not designated minimum or maximum are nominal values and subject to manufacturing tolerances. In this context, weight means mass.

TransPowr[®] ACSR/SD Bare Overhead Conductor

Self-Damping Aluminum Conductor Steel-Reinforced Concentric-Lay-Stranded

ACSR/SD CONCENTRIC-LAY-STRANDED (ELECTRICAL PROPERTIES)

CODE WORD (1)	SIZE AWG OR kcmil	TYPE	STEEL CORE O.D. INCHES	O.D. INCHES	RESISTANCE (4) OHMS/1000 FT			GEOMETRIC MEAN RADIUS FT	INDUCTIVE REACTANCE OHM / 1000 FT (5)	CAPACITIVE REACTANCE MEGAOHM - 1000 FT (5)
					DC @ 20°C	AC @ 25°C	AC @ 75°C			
Snowbird/SD	1033.5	5	0.261	1.185	0.0167	0.0175	0.0208	0.0389	0.0746	0.4710
Ortolan/SD	1033.5	7	0.303	1.145	0.0166	0.0174	0.0206	0.0378	0.0753	0.4768
Curlew/SD	1033.5	13	0.415	1.191	0.0165	0.0171	0.0204	0.0400	0.0740	0.4704
Avocet/SD	1113.0	5	0.271	1.226	0.0155	0.0163	0.0193	0.0402	0.0739	0.4657
Bluejay/SD	1113.0	7	0.315	1.242	0.0155	0.0162	0.0192	0.0410	0.0734	0.4636
Finch/SD	1113.0	13	0.431	1.233	0.0153	0.0159	0.0190	0.0414	0.0732	0.4652
Oxbird/SD	1192.5	5	0.281	1.266	0.0145	0.0153	0.0181	0.0415	0.0732	0.4609
Bunting/SD	1192.5	7	0.326	1.284	0.0144	0.0152	0.0180	0.0423	0.0727	0.4588
Grackle/SD	1192.5	13	0.446	1.274	0.0143	0.0149	0.0177	0.0428	0.0724	0.4599
Scissortail/SD	1272.0	5	0.290	1.305	0.0136	0.0144	0.0170	0.0427	0.0725	0.4562
Bittern/SD	1272.0	7	0.336	1.323	0.0135	0.0143	0.0170	0.0436	0.0720	0.4541
Pheasant/SD	1272.0	13	0.461	1.378	0.0134	0.0141	0.0167	0.0464	0.0705	0.4477
Ringdove/SD	1351.5	5	0.299	1.344	0.0128	0.0136	0.0180	0.0440	0.0718	0.4514
Dipper/SD	1351.5	7	0.347	1.361	0.0128	0.0135	0.0160	0.0449	0.0713	0.4493
Frigate/SD	1351.5	10	0.413	1.389	0.0127	0.0134	0.0159	0.0463	0.0706	0.4462
Martin/SD	1351.5	13	0.475	1.417	0.0126	0.0133	0.0158	0.0477	0.0699	0.4430
Popinjay/SD	1431.0	5	0.308	1.381	0.0121	0.0129	0.0152	0.0452	0.0711	0.4472
Bobolink/SD	1431.0	7	0.357	1.398	0.0120	0.0128	0.0152	0.0461	0.0707	0.4451
Plover/SD	1431.0	13	0.489	1.448	0.0120	0.0127	0.0150	0.0488	0.0694	0.4398
Ratite/SD	1590.0	5	0.325	1.447	0.0109	0.0118	0.0138	0.0477	0.0699	0.4382
Lapwing/SD	1590.0	7	0.376	1.468	0.0108	0.0116	0.0137	0.0484	0.0696	0.4377
Falcon/SD	1590.0	13	0.515	1.521	0.0108	0.0115	0.0136	0.0512	0.0683	0.4319
Smew/SD	1780.0	5	0.343	1.531	0.0097	0.0106	0.0125	0.0502	0.0688	0.4308
Chukar/SD	1780.0	8	0.437	1.565	0.0097	0.0105	0.0124	0.0519	0.0680	0.4277
Cockatoo/SD	2156.0	5	0.378	1.731	0.0080	0.0091	0.0105	0.0573	0.0657	0.4118
Bluebird/SD	2156.0	8	0.481	1.716	0.0080	0.0089	0.0104	0.0570	0.0658	0.4134
Kiwi/SD	2167.0	4	0.347	1.725	0.0080	0.0090	0.0105	0.0570	0.0659	0.4124


(1) Code words shown denote ACSR/SD with regular-strength Class A galvanized steel core (GA2). See the Options section to find the appropriate code word modifier designation for alternative design options.
 (4) Based on a conductivity of 61.0% IACS at 20°C for aluminum and 8% IACS at 20°C for the steel core. AC resistance for three-layer designs must be increased by 1.1%, 2.7%, 3.7%, and 4.3% for current densities of 200, 600, 1000, and 1400 amperes per 1000 kcmil of aluminum to allow for the magnetic losses in the steel core. To convert to ohms/mile, multiply by 5.28. To convert to ohms/km, multiply by 3.281.
 (5) Values for inductive reactance and capacitive reactance are expressed in terms of a 1 ft radius.



Notes

Weatherproof Overhead Line Wire

Single Conductor LLDPE or XLPE Covered Line Wire



Product Construction:

Complete Cable:

Weatherproof line wire consists of single conductor covered with either Linear Low-Density Polyethylene (LLDPE) or Cross-linked Polyethylene (XLPE). Conductors may be compressed or concentric strand of ACSR, AAC or solid, compressed or concentric strand copper. Weatherproof line wire meets the requirements of ANSI/ICEA S-70-547.

Conductors:

Different conductor types are available. Solid or stranded MHD copper, compressed or concentric HD aluminum, aluminum alloy, or ACSR are all options that are available.

The conductors meet the requirements of ASTM B3, ASTM B8, ASTM B231, ASTM B232, ASTM B400 or ASTM B496 as applicable. For aluminum and ACSR conductors, the direction of lay of the outer layer of the strand is right-hand. For copper conductors, the direction of lay of the outer layer of the strand is left-hand.

For products manufactured with aluminum conductors, the product is available with conductor corrosion-resistant inhibitor treatment.

Complete Cable (cont'd.):

Covering:

Black, Linear Low-Density Polyethylene (LLDPE) or black extruded Cross-linked Polyethylene (XLPE) coverings are available.

There is no voltage rating.

Features and Benefits:

The covering provides mechanical protection to the conductor and is resistant to weathering and chemicals. If the conductors accidentally come into contact due to high winds, falling tree limbs or other disturbances, the covering resists short circuits and the tendency for conductors to weld together.

Applications:

Weatherproof line wire is used for overhead transmission and distribution lines. Covered line wire is not an electrically insulated cable. Therefore, it should be installed on insulators, and users should treat line wire as bare conductor for personal safety.

Options:

- Medium-Density Polyethylene (MDPE)
- High-Density Cross-linked Polyethylene (HDXLPE)
- Annealed (soft drawn) copper for transformer drop and covered ground wire
- Conductor corrosion-resistant inhibitor treatment
- Sequential print marking

For more information, or information on other conductor sizes, designs and/or specific installation requirements not shown in the tables, contact your General Cable sales representative or e-mail info@generalcable.com.

Weatherproof Overhead Line Wire

Single Conductor LLDPE or XLPE Covered Line Wire

COVERED AAC ALUMINUM CONDUCTOR, CONCENTRIC-LAY-STRANDED

CODE WORD (1)	SIZE AWG OR kcmil	NO. OF WIRES	COVER THKN. INCHES	APPROX. CABLE O.D.	APPROX. WEIGHT LB/1000 FT			RATED STRENGTH LBS	AMPACITY		PACKAGING (4)	
					AL	TOTAL			PE (2)	XLPE (3)	TYPE & SIZE	LENGTH FT
						LLDPE	XLPE					
Apple	6	1	0.030	0.224	24.6	33.4	33.4	440	105	120	NR 30.18 COIL	12300 4000
Plum	6	7	0.030	0.238	24.6	33.8	33.8	505	105	120	NR 30.18 COIL	10100 4000
Pear	4	1	0.030	0.266	39.1	50.3	50.3	710	140	160	NR 30.18 COIL	8600 2400
Apricot	4	7	0.030	0.284	39.1	50.9	50.9	795	140	160	NR 30.18 COIL	7000 250
Cherry	2	1	0.045	0.350	62.2	83.2	83.2	1105	185	210	NR 30.18 COIL	5000 2000
Peach	2	7	0.045	0.372	62.2	83.9	83.9	1215	185	210	NR 32.24 COIL	7500 1500
Nectarine	1	7	0.045	0.407	78.4	104.0	104.0	1475	200	230	NR 32.24 COIL	6000 1200
Quince	1/0	7	0.060	0.476	99.0	133.5	133.5	1790	245	280	NR 32.24 COIL	4700 1000
Orange	2/0	7	0.060	0.521	124.8	163.5	163.5	2260	290	335	NR 32.24	3800
Fig	3/0	7	0.060	0.569	157.3	200.6	200.6	2735	325	375	NR 40.24	4400
Olive	4/0	7	0.060	0.626	198.3	247	247	3445	375	430	NR 40.24	3500
Mulberry	266.8	19	0.060	0.694	250	304	304	4475	430	500	NR 40.24	3000
Silverbelt	266.8	19	0.080	0.733	250	322	322	4475	430	500	NR 40.24	3000
Anona	336.4	19	0.060	0.764	315	375	375	5535	500	580	NR 40.24	2500
Crabapple	336.4	19	0.080	0.804	315	395	395	5535	495	575	NR 40.24	2500
Chinquapin	350.0	19	0.060	0.778	328	389	389	5750	510	595	NR 40.24	2500
Ginkgo	350.0	19	0.080	0.818	328	410	410	5750	510	595	NR 40.24	2400
Molles	397.5	19	0.080	0.860	373	459	459	6400	545	640	NR 40.24	2000
Ash	400.0	19	0.080	0.862	375	462	462	6440	550	640	NR 40.24	2000
Huckleberry	477.0	37	0.080	0.930	447	543	543	7820	610	715	NR 50.32	3300
Paw Paw	556.5	37	0.080	0.991	522	625	625	8950	675	790	NR 50.32	2800
Breadfruit	636.0	61	0.095	1.080	596	724	724	10200	725	850	NR 50.32	2500
Persimmon	795.0	61	0.095	1.185	745	888	888	12900	830	975	NR 50.32	2200
Grapefruit	1033.5	61	0.095	1.325	969	1132	1132	16400	890	1055	NR 50.32	1700
Mango	1590.0	61	0.110	1.629	1490	1726	1726	24300	1240	1470	NR 58.32	1700

(1) Code words shown are for LLDPE products; add the suffix "XLP" to the code word for cross-linked products. Example: Walnut/XLP.

(2) Based on a conductor temperature of 75°C at 60 Hz and the following conditions: 25°C ambient temperature, 2 ft/sec crosswind (90° to conductor), 0.91 coefficient of emissivity, 0.95 coefficient of absorbtivity, 30° northern latitude, sea level elevation, 90° azimuth of line (East-West), clear atmosphere, and a date and time of noon on July 1 (resulting in 96.0 W/ft² of solar and sky radiated heat). Actual ampacity will differ based on local conditions. For specific ampacities, please contact your General Cable sales representative.

(3) Based on a conductor temperature of 90°C at 60 Hz and the following conditions: 25°C ambient temperature, 2 ft/sec crosswind (90° to conductor), 0.91 coefficient of emissivity, 0.95 coefficient of absorbtivity, 30° northern latitude, sea level elevation, 90° azimuth of line (East-West), clear atmosphere, and a date and time of noon on July 1 (resulting in 96.0 W/ft² of solar and sky radiated heat). Actual ampacity will differ based on local conditions. For specific ampacities, please contact your General Cable sales representative.

(4) Normal length and shipping tolerances apply. Reel sizes may vary.

Dimensions and weights not designated minimum or maximum are nominal values and subject to manufacturing tolerances. In this context, weight means mass.

Weatherproof Overhead Line Wire

Single Conductor LLDPE or XLPE Covered Line Wire

COVERED ACSR ALUMINUM CONDUCTOR, STEEL-REINFORCED, CONCENTRIC-LAY-STRANDED

CODE WORD (1)	SIZE AWG OR kcmil	NO. OF WIRES	COVER THKN. INCHES	APPROX. CABLE O.D.	APPROX. WEIGHT LB/1000 FT			RATED STRENGTH LBS	AMPACITY		PACKAGING (4)	
					AL	TOTAL			PE (2)	XLPE (3)	TYPE & SIZE	LENGTH FT
						LLDPE	XLPE					
Walnut	6	6/1	0.030	0.252	24.5	46.5	46.5	1130	105	120	NR 27.18 COIL	8800 2700
Butternut	4	6/1	0.030	0.303	38.9	70.7	70.7	1765	140	160	NR 30.18 COIL	6200 2200
Hickory	4	7/1	0.030	0.309	38.9	81.1	81.1	2240	140	160	NR 30.18 COIL	6000 2000
Pignut	2	6/1	0.045	0.396	61.9	116	116	2710	180	210	NR 32.24 COIL	6700 1200
Almond	1/0	6/1	0.060	0.505	98.5	183	183	4160	235	275	NR 32.24 COIL	4000 1000
Pecan	2/0	6/1	0.060	0.553	124.1	225	225	5035	270	315	NR 36.24	3400
Filbert	3/0	6/1	0.060	0.606	156.5	279	279	6290	335	385	NR 40.24	3900
Buckeye	4/0	6/1	0.060	0.665	197.4	345	345	7935	370	440	NR 40.24	3000
Hackberry	266.8	18/1	0.060	0.710	250	344	344	6540	435	505	NR 40.24	2600
Redbud	266.8	18/1	0.080	0.750	250	363	363	6540	435	505	NR 40.24	2600
Mockernut	336.4	18/1	0.060	0.783	315	427	427	8245	505	585	NR 40.24	2500
Aspen	336.4	18/1	0.080	0.823	315	447	447	8245	500	580	NR 40.24	2400

(1) Code words shown are for LLDPE products; add the suffix "XLP" to the code word for cross-linked products. Example: Walnut/XLP.

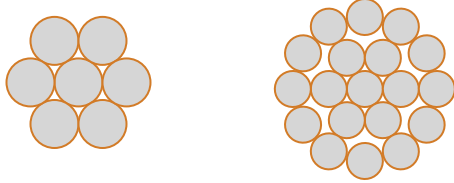
(2) Based on a conductor temperature of 75°C at 60 Hz and the following conditions: 25°C ambient temperature, 2 ft/sec crosswind (90° to conductor), 0.91 coefficient of emissivity, 0.95 coefficient of absorbtivity, 30° northern latitude, sea level elevation, 90° azimuth of line (East-West), clear atmosphere, and a date and time of noon on July 1 (resulting in 96.0 W/ft² of solar and sky radiated heat). Actual ampacity will differ based on local conditions. For specific ampacities, please contact your General Cable sales representative.

(3) Based on a conductor temperature of 90°C at 60 Hz and the following conditions: 25°C ambient temperature, 2 ft/sec crosswind (90° to conductor), 0.91 coefficient of emissivity, 0.95 coefficient of absorbtivity, 30° northern latitude, sea level elevation, 90° azimuth of line (East-West), clear atmosphere, and a date and time of noon on July 1 (resulting in 96.0 W/ft² of solar and sky radiated heat). Actual ampacity will differ based on local conditions. For specific ampacities, please contact your General Cable sales representative.

(4) Normal length and shipping tolerances apply. Reel sizes may vary.

Dimensions and weights not designated minimum or maximum are nominal values and subject to manufacturing tolerances. In this context, weight means mass.

Dead Soft Annealed (DSA) Copper Clad Steel (CCS) Grounding Conductor



Product Construction:

Complete Conductor:

Dead Soft Annealed (DSA) Copper Clad Steel (CCS) conductors are concentric-lay-stranded. The CCS strands are a 40% conductivity grade previously referred to as Grade 40A. The wire is manufactured using a low carbon steel core, rendering greater flexibility to enable easier handling during installation. The direction of lay for the outer layer is left-hand. The direction of lay of each successive layer is reversed. DSA CCS grounding conductors are manufactured in accordance with ASTM B910, B258 and B228, as applicable.

Features and Benefits:

Stranded DSA Copper Clad Steel conductors are used for buried ground grid systems where a more economical alternative to copper conductors is desired.

For utility applications, Copper Clad Steel is used in substation and generation plant ground grids; grounding of metal fences; and in building and structure lightning protection systems.

Copper Clad Steel is tough to cut and unlike copper conductors has virtually no scrap recovery value, thus reducing the potential of theft or vandalism of the grounding wire.

Applications:

DSA Copper Clad Steel stranded conductors are used in place of copper conductors in grounding applications and systems. The size and construction of the Copper Clad Steel conductor is generally selected by matching the approximate diameter equivalence to a copper conductor. Please note that the ampacity rating and the dc and ac resistance of the Copper Clad Steel wire conductor is not equivalent to that of the copper conductor.

For more information, or information on other conductor sizes, designs and/or specific installation requirements not shown in the tables, contact your General Cable sales representative or e-mail info@generalcable.com.


DSA COPPER CLAD STEEL CONDUCTORS, CONCENTRIC-LAY-STRANDED

SIZE DESIG.	SIZE NO. X WIRE AWG	NO. X DIA. INCHES	CROSS-SECTION SQ. INCHES	O.D. INCHES	APPROX. WEIGHT LB/1000 FT	RATED STRENGTH LBS	DC RESISTANCE OHMS/1000 FT	STANDARD PACKAGES (1)	
								REEL DESIGNATION	LENGTH FEET
11/32"	7 x #9 AWG	7 x 0.1144	0.07195	0.343	0.259	2650	0.2916	W 46X36	15900
3/8"	7 x #8 AWG	7 x 0.1285	0.09078	0.385	0.327	3350	0.2311	W 46X36	23600
7/16"	7 x #7 AWG	7 x 0.1443	0.1145	0.433	0.413	4220	0.1833	W 46X37	10000
1/2"	7 x #6 AWG	7 x 0.1620	0.1443	0.486	0.520	5320	0.1454	W 46X38	7900
9/16"	7 x #5 AWG	7 x 0.1819	0.1819	0.546	0.656	6710	0.1153	W 46X39	6200
9/16"	19 x #9 AWG	19 x 0.1144	0.1953	0.572	0.707	6820	0.10789	W 46X40	5700
21/32"	19 x #8 AWG	19 x 0.1285	0.2464	0.642	0.892	8610	0.0855	W 46X41	4490
23/32"	19 x #7 AWG	19 x 0.1443	0.3107	0.721	1.125	10800	0.0678	W 46X42	3600
13/16"	19 x #6 AWG	19 x 0.1620	0.3916	0.810	1.418	13700	0.0527	W 46X43	2840
7/8"	19 x #5 AWG	19 x 0.1819	0.4938	0.910	1.787	17200	0.0418	W 46X44	2230

Dimensions and weights not designated minimum or maximum are nominal values and subject to manufacturing tolerances. In this context, weight means mass.

Aluminum Tie Wire

Soft Solid 1350 Aluminum Wire



SIZE AWG	DIAMETER OF SOLID WIRE INCHES	APPROX. WEIGHT LB/1000 FT	NOMINAL BREAKING STRENGTH LBS (1)
6	0.162	24.1	175
4	0.204	38.4	280
2	0.258	61.0	440

(1) Based on annealed aluminum having a minimum tensile strength of 8500 psi. Dimensions and weights not designated minimum or maximum are nominal values and subject to manufacturing tolerances. In this context, weight means mass.

Product Construction:

Complete Conductor:

Aluminum tie wire is a solid annealed (soft) aluminum wire manufactured to ASTM B609 "O" tensile grade and wire diameter dimension.

Applications:

Aluminum tie wire is a soft solid aluminum wire that is used in overhead transmission and distribution line construction to mechanically secure components such as conductors to pin insulators. The wire is also used for above-ground grounding applications in line construction.

Options:

- Black weather-resistant covering with a nominal thickness of 30 mils

For more information, or information on other conductor sizes, designs and/or specific installation requirements not shown in the tables, contact your General Cable sales representative or e-mail info@generalcable.com.