

E100B SERIES MULTIPURPOSE CONTROLS 1 CHANNEL

MULTI-VOLTAGE INPUT 120-277VAC
PATENTED 40 AMP CONTACTS
INDOOR/OUTDOOR ENCLOSURE STANDARD

APPLICATIONS:

24 HOUR

- Signs
- Lighting
- Air Conditioning
- Sump Pumps
- Ventilating Fans

7 DAY

- Outdoor Signs
- Display Lighting
- Security Systems
- Heating and Air Conditioning

FEATURES

DISPLAY: LCD

PROGRAMMING: Simple, with brief easy-to-follow instructions.

DAYLIGHT SAVING TIME: Automatic (can be changed or omitted)

MANUAL OVERRIDE: Until the next regularly scheduled ON or OFF when automatic operation then resumes or permanently if desired.

CLOCK FORMAT: AM/PM

POWER OUTAGE BACKUP: Permanent Schedule Retention. Supercapacitor maintains real time clock for 100 hours.

E101B EW101B
E103B EW103B
E120B EW120B



SUPERCAPACITOR BACKUP!

PERMANENT SCHEDULE RETENTION!

MEETS CALIFORNIA ENERGY COMMISSION'S TITLE 24 REQUIREMENTS

and ASHRAE 90.1 1999

24 HOUR

Capable of same schedules each day of the week

ON & OFF SET POINTS: 20 per day, minimum setting is one minute.

7 DAY

Capable of different schedules each day of the week

ON & OFF SET POINTS: 20 per day or week, minimum setting is one minute.

SPECIFICATIONS

TIMING ACCURACY: Line Frequency

OPERATING TEMPERATURE:

-40 to +149°F (-40° to +65°C.)

STORAGE TEMPERATURE:

-40° to +158°F (-40° to +70°C.)

RELATIVE HUMIDITY: 0 to 90% RH

ENCLOSURE: Indoor/Outdoor NEMA 3R plastic is standard

INPUT VOLTAGE: 120-277VAC, 50/60Hz (automatic detection)

POWER CONSUMPTION: 6VA max.

OTHER MOUNTINGS:

Metal Indoor, add suffix Y

Plastic Indoor/Outdoor with clear window

NEMA 3R: add suffix C

Metal Indoor/Outdoor – NEMA 3: add suffix O

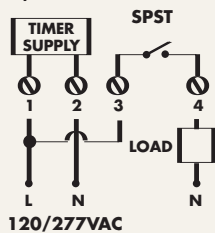
Flush with lock and key: add suffix FLG

Bracket mounting – specify mechanism only with bracket

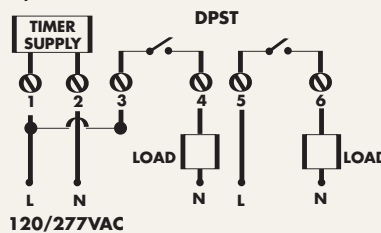
TYPE	CATALOG NO	UPC CODE	DRY CONTACTS	SCHEDULING	SET POINTS	MIN SETTING
24 HOUR	E101B	82401	SPST	SAME EVERYDAY	20	1 MIN
	E103B	82411	DPST	SAME EVERYDAY	20	1 MIN
	E120B	82406	SPDT	SAME EVERYDAY	20	1 MIN
7 DAY	EW101B	82431	SPST	capable of DIFFERENT SCHEDULES each day of the week	20	1 MIN
	EW103B	82441	DPST	capable of DIFFERENT SCHEDULES each day of the week	20	1 MIN
	EW120B	82436	SPDT	capable of DIFFERENT SCHEDULES each day of the week	20	1 MIN

WIRING DIAGRAMS

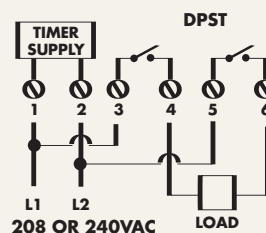
E, EW101B SERIES



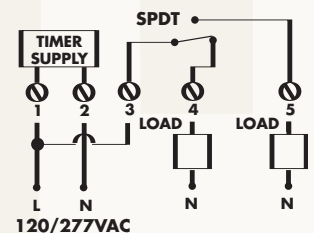
E, EW103B SERIES



E, EW103B SERIES



E, EW120B SERIES



SERIES E, EW 101B (SPST) SERIES E, EW 103B (DPST)

DRY CONTACT RATINGS

LOAD TYPE	120VAC	208-277VAC
Resistive	40A	40A
Inductive	40A	40A
Ballast	30A	20A
Tungsten	15A	
Pilot Duty	720VA	720VA
Motor	1HP	1½HP@208VAC 2HP@240-277VAC

30A resistive @28VDC

SERIES E, EW 120B (SPDT)

DRY CONTACT RATINGS

LOAD TYPE	120VAC		208-277VAC	
	NO	NC	NO	NC
Resistive	30A	30A	30A	30A
Inductive	30A	30A	30A	30A
Ballast	30A	10A	20A	10A
Tungsten	15A	2A		
Pilot Duty	720VA	720VA	720VA	720VA
Motor	1HP	1HP	1½HP@208VAC 2HP@240-277VAC	

all NO/NC 30A resistive @28VDC

SPECIFICATION WRITER'S GUIDES

Series E100B

1. Furnish and install a TORK digital time switch with (40 Amp SPST contacts, model E101B) (40 Amp DPST contacts, model E103B) (30 Amp SPDT contacts, model E120B).
2. Unit shall be capable of 20 set points.
3. Unit shall repeat the same schedule each day.
WRITE 4-9 AS BELOW

Series EW100B

1. Furnish and install a TORK digital time switch with (40 Amp SPST contacts, model EW101B) (40 Amp DPST contacts, model EW103B) (30 Amp SPDT contacts, model EW120B).
2. Unit shall be capable of 20 set points.
3. Unit shall be capable of a different schedule each day of the week.
WRITE 4-9 AS BELOW

APPLIES TO ALL MODELS:

4. Unit shall have automatic Daylight Savings Time and Leap Year compensation.
5. Unit shall program in AM/PM format.
6. Unit shall have LCD display.
7. Unit shall have permanent schedule retention.
8. Unit real time clock shall be retained by supercapacitor for 100 hours in a power failure.
9. Unit shall be capable of manual override ON or OFF either to the next scheduled event or permanently.
10. Unit shall have a NEMA 3R indoor/outdoor plastic enclosure.
11. Unit shall have Load Status indication.
12. Unit shall have Power Failure indication.