

<http://waterheatertimer.org/Paragon-timers-and-manuals.html#EC>

## TRADITIONAL TIME PIECES

The EC4000 is a digital electronic 24-hour, single-channel control that manages the same ON/OFF schedule every day, but also allows days to be skipped. Available in NEMA 3R or NEMA 1 to meet the needs of any application, contractors will appreciate this series' ease of installation.

### FEATURES & BENEFITS:

- ▶ Allows 16 programmable events, with 1-minute minimum ON time per day.
- ▶ User-friendly control is easy to program with just four keys and a large, easily-read digital display.
- ▶ Skip-A-Day feature enables users to skip one to seven days.
- ▶ 7-Day Carryover, unique to Paragon, protects scheduled events from power interruptions via a capacitor-more reliable than batteries.
- ▶ UL and CSA listed means quality and durability are built into every time control.
- ▶ Title 24 Certified.



### WHY ▶ *Specify Paragon*

Since 1903, Paragon has been the leader in time and process control technology. As inventor of the 24-hour time switch, Paragon's heritage of patents, unparalleled quality and solutions-driven innovations have made us one of the most recognized names in time control products.

# EC4000 SERIES



## PHYSICAL

### EC4000, EC4004

Enclosure NEMA 1 drawn steel enclosure with lockable hasp.  
 Weight Approximately 2 lbs. (0.9 kg)  
 Dimensions  
 Width 4-1/4" (10.8 cm), Height 7-7/8" (20.0 cm), Depth 3" (7.6 cm)  
 Display Size 1-3/4" x 11/16" (7 cm x 1.9 cm)

### EC4000PC, EC4004PC & EC4005PC

Enclosure NEMA 3R Non-Metallic with Clear-View cover  
 Weight Approximately 2-1/2 lbs. (1.1 kg)  
 Dimensions  
 Width 6-9/16" (16.7 cm), Height 8-1/8" (23.1 cm), Depth 3-7/8" (9.8 cm)  
 Display Size 1-3/4" x 11/16" (7 cm x 1.9 cm)

## ENVIRONMENTAL

Operating Temperature Range -40°F to +140°F  
 Operating Humidity 0-95% non-condensing  
 Models in NEMA 1 enclosure should be mounted indoors in an environment that is free of excessive contaminants such as oil, moisture and dirt. Models in NEMA 3R non-metallic enclosure are suitable for both indoor and outdoor use.

## HOW TO SPECIFY

Installer shall furnish and install Paragon EC4000, EC4004 or EC4005 Electronic Time Control. The single-channel control shall have 24-hour capability with 16 events available. Control shall have keyboard override until overridden again or until next event is reached. Control shall provide 7 days power outage carry-over without a battery. The digital time display shall be 11/16" in height. Clock format shall be selectable, allowing a choice of 12 hour (AM/PM) or 24 hour format. An "ON" or "OFF" display will indicate the current status of the load control contacts. Wiring terminals shall have the capability to accommodate #16 to #10 AWG wire. Control shall be housed in a NEMA 1, lockable steel enclosure or a NEMA 3R lockable enclosure (with Clear-View cover) to guard against vandalism or tampering.

## ELECTRICAL SPECIFICATIONS

Model No.	Contact Configuration	Voltage
EC4000/120V	SPDT	120 Vac
EC4000PC/120V-RT*	SPDT	120 Vac
EC4000PC/120V*	SPDT	120 Vac
EC4000/208-277V	SPDT	208-277 Vac
EC4000PC/208-277V*	SPDT	208-277 Vac
EC4004/120V	SPST	120 Vac
EC4004PC/120V*	SPST	120 Vac
EC4004PC/120V-RT*	SPST	120 Vac
EC4004/208-277V	SPST	208-277 Vac
EC4004PC/208-277V*	SPST	208-277 Vac
EC4004PC/208-277V-RT*	SPST	208-277 Vac
EC4005PC/120, 208-277V-RT*	DPST	120/208-240 Vac

\*Supplied in a NEMA 3R non-metallic enclosure.  
 PC suffix designates a non-metallic enclosure with Clear-View cover.  
 RT designates retail packaging.

Frequency 50/60 Hz  
 Power Consumption 4 VA Max.  
 Wiring Terminals Accommodate #16 to #10 AWG wire  
 UL Listed, CSA Certified, and comply with FCC rules.  
 Power Outage Carry-Over  
 The program and time-of-day are maintained during a power outage for a minimum of 7 days. A built-in, special capacitor eliminates the inconvenience of battery replacement.  
 Output Switch Ratings

### Model EC4000

Normally open contacts:  
 20 amp resistive (10 amp CSA) at 24-240 Vac  
 1 Hp (1/2 Hp CSA) at 120 Vac, 2 Hp (1 Hp CSA) at 240 Vac  
 5 amp tungsten at 120-240 Vac  
 6 amp ballast at 120-277 Vac

Normally closed contacts:  
 10 amp resistive at 24-240 Vac  
 1/4 Hp at 120 Vac, 1/2 Hp at 240 Vac  
 3 amp tungsten at 120-240 Vac  
 3 amp ballast at 120-277 Vac

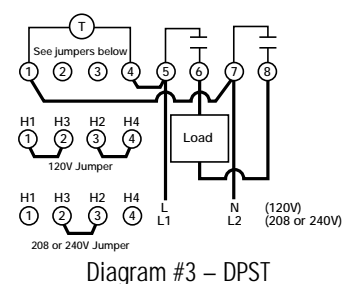
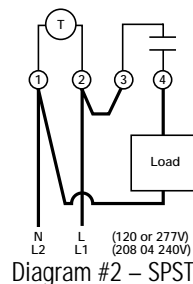
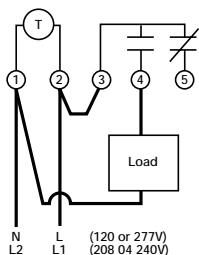
### Model EC4004

Normally open contacts:  
 30 amp resistive at 24-240 Vac (UL)  
 30 amp resistive at 120 Vac (CSA)  
 10 amp resistive at 240 Vac (CSA)  
 1 Hp at 120 Vac, 2 Hp at 240 Vac  
 5 amp tungsten at 120-240 Vac  
 6 amp ballast at 120-277 Vac

### Model EC4005PC

Normally open contacts:  
 30 amp resistive at 120-277 Vac  
 1 Hp at 120 Vac, 3 Hp at 240 Vac  
 15 amp tungsten at 120-277 Vac (UL)  
 5 amp tungsten at 240 Vac (CSA)  
 20 amp ballast at 120 Vac, 10 amp at 277 Vac

## TYPICAL WIRING DIAGRAMS



Maple Chase Company  
 2820 Thatcher Road  
 Downers Grove, Illinois 60515-4040  
 United States of America  
 Telephone +1 800 951 5526  
 Facsimile +1 630 963 0650

Canada  
 Director of Canada Sales  
 5785 Kennedy Road  
 Mississauga, Ontario L4Z 2G3  
 Telephone 1 905 890 5956  
 Facsimile 1 905 890 6098

An Invensys company



Part Number 150-1448