

<http://waterheatertimer.org/Intermatic-ET-series-timers-and-manuals.html#1100>

ET1100 Series

24-Hour Electronic Time Switch

The ET1100 24-Hour Electronic Time Switches enable a program to be repeated on a daily basis. These time switches provide dependable and uncomplicated performance, plus to-the-minute programming for accurate load control and reduced energy costs. Up to 28 setpoints or events can be preset to automatically repeat. The program can be disabled at any time by placing the time switch in the Manual operating mode. Control buttons provide manual control of each circuit independently, regardless of the operating mode. All models come with two industrial-grade AAA alkaline batteries to provide time keeping and automatic carryover for a minimum of 3 years. The batteries are easily replaced in the field and do not require removing the time switch mechanism or field wiring. Each time switch is housed in a lockable enclosure to protect against vandalism and unauthorized tampering.

Features

- Program can be repeated on a daily basis
- Multi-volt operation from 120-277 VAC, 50/60 Hz
- To-the-minute programming for accurate load control and reduced energy costs
- Up to 28 setpoints or events
- Automatic Daylight Saving Time (DST) ON/OFF adjustment (factory enabled)
- Non-volatile EEPROM memory protects programming indefinitely
- 2-circuit models are field (jumper) configurable for:
2 independent outputs, DPST output,
or 1 channel ON pulse OFF pulse output
- Temporary override or permanent manual override available via control buttons

Ratings

Enclosure Options:

Standard: Type 1 Gray Painted Steel
R-Option: Type 3R Gray Painted Steel
PD82 Option: Type 3R Gray
High-Impact UV Resistant
Polycarbonate Plastic with Clear Cover

Knockouts:

Combination 1/2" & 3/4" Knockouts
Bottom: 2, Left: 1, Right: 1, Back: 1

Input Voltage:

120, 208, 240, or 277 VAC 50/60 HZ

Operating Temperature:

-40°F to 155°F (-40°C to 68°C)

ET1105, ET1125 Models

N.O. Contact Ratings:

| | |
|------------|-----------------------|
| Resistive: | 30 Amps @ 120/240 VAC |
| Resistive: | 20 Amps @ 28 VDC |
| Inductive: | 30 Amps @ 120/240 VAC |
| Tungsten: | 5 Amps @ 120/240 VAC |
| Ballast: | 20 Amps @ 120-277 VAC |
| Motor: | 1 HP @ 120 VAC |
| Motor: | 2 HP @ 240 VAC |



ET1105C



ET1115CPD82



ET1125CR

ET1100 Series



ET1115 Models

| | |
|----------------------------|---|
| N.O./N.C. Contact Ratings: | Resistive: 20 Amps (N.O.), 10 Amps (N.C.) @ 120/240 VAC Inductive: 20 Amps (N.O.), 10 Amps (N.C.) @ 120/240 VAC Tungsten: 5 Amps (N.O.) @ 120/240 VAC Ballast: 20 Amps (N.O.), 3 Amps (N.C.) @ 120-277 VAC Motor: 1 HP (N.O.); ¼ HP (N.C.) @ 120 VAC Motor: 2 HP (N.O.); ½ HP (N.C.) @ 240 VAC |
| Pulse Feature: | 2-circuit models feature 2 second pulse option for contactor and bell ringing applications |
| Auto DST: | Automatic adjustment for Daylight Saving Time |
| Battery Backup: | Two field-replaceable AAA batteries maintain date and accurate time for a minimum of three years. Batteries can be replaced when power to mechanism is activated. |
| Wiring Terminals: | #18 to #10 AWG wire |
| Minimum ON/OFF Time: | 1 minute |
| Maximum ON/OFF Time: | 23 hours 59 minutes |
| Warranty: | Limited 1 year |

| Model Number | Circuits | Switch | Volts AC | Rating | Enclosure | Shipping Weights |
|--------------|----------|--------|--------------------|------------|-----------------|-------------------|
| ET1105C | 1 | SPST | 120, 208, 240, 277 | 30 Amps | Type 1 Steel | 2.9 lbs. (1.3 kg) |
| ET1105CPD82 | 1 | SPST | 120, 208, 240, 277 | 30 Amps | Type 3R Plastic | 3.6 lbs. (1.6 kg) |
| ET1105CR | 1 | SPST | 120, 208, 240, 277 | 30 Amps | Type 3R Steel | 3.6 lbs. (1.6 kg) |
| ET1115C | 1 | SPDT | 120, 208, 240, 277 | 20/10 Amps | Type 1 Steel | 2.9 lbs. (1.3 kg) |
| ET1115CPD82 | 1 | SPDT | 120, 208, 240, 277 | 20/10 Amps | Type 3R Plastic | 3.6 lbs. (1.6 kg) |
| ET1115CR | 1 | SPDT | 120, 208, 240, 277 | 20/10 Amps | Type 3R Steel | 3.6 lbs. (1.6 kg) |
| ET1125C* | 2 | SPST | 120, 208, 240, 277 | 30 Amps | Type 1 Steel | 2.9 lbs. (1.3 kg) |
| ET1125CPD82* | 2 | SPST | 120, 208, 240, 277 | 30 Amps | Type 3R Plastic | 3.6 lbs. (1.6 kg) |
| ET1125CR* | 2 | SPST | 120, 208, 240, 277 | 30 Amps | Type 3R Steel | 3.6 lbs. (1.6 kg) |

*Can be wired as DPST

Specification

The time switch shall be of the 24-hour electronic type, capable of permitting up to 28 setpoints or events. The time switch shall provide a minimum ON or OFF time of 1 minute. The time switch to be powered by _____ (120)(208)(240)(277) VAC, ____ (50)(60) Hz power supply. The time switch mechanism shall be a snap-in design to provide ease of mechanism removal for mounting the enclosure. The time switch enclosure shall be a _____ (Type 1 steel)(Type 3R steel)(Type 3R plastic) lockable enclosure, which shall be painted with an electrostatic process to eliminate the potential for corrosion. The time switch shall provide clear terminal identification on a non-curling terminal insulator. Terminal connections shall be made using teeter-type terminal screws to provide secure connections for wire sizes up to #10 AWG. Switch configuration shall be _____ (SPST)(DPST)(SPDT) with a UL or CSA listed switch rating of:

(If SPST:)

- Resistive: 30 Amps @ 120/240 VAC
- Resistive: 20 Amps @ 28 VDC
- Inductive: 30 Amps @ 120/240 VAC
- Tungsten: 5 Amps @ 120/240 VAC
- Ballast: 20 Amps @ 120-277 VAC
- Motor: 1 HP @ 120 VAC
- Motor: 2 HP @ 240 VAC

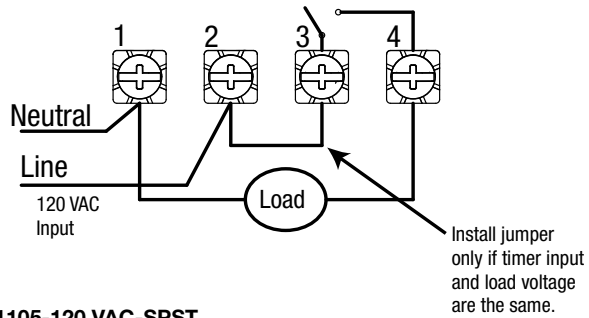
(If SPDT:)

- Resistive: 20 Amps (N.O.), 10 Amps (N.C.) @ 120/240 VAC
- Inductive: 20 Amps (N.O.), 10 Amps (N.C.) @ 120/240 VAC
- Tungsten: 5 Amps (N.O.) @ 120/240 VAC
- Ballast: 20 Amps (N.O.), 3 Amps (N.C.) @ 120-277 VAC
- Motor: 1 HP (N.O.), ¼ HP (N.C.) @ 120 VAC
- Motor: 2 HP (N.O.), ½ HP (N.C.) @ 240 VAC

The time switch shall be UL or CSA listed under UL category 916 Energy Management Equipment and shall be Intermatic model _____ (See Model Numbers Listed).

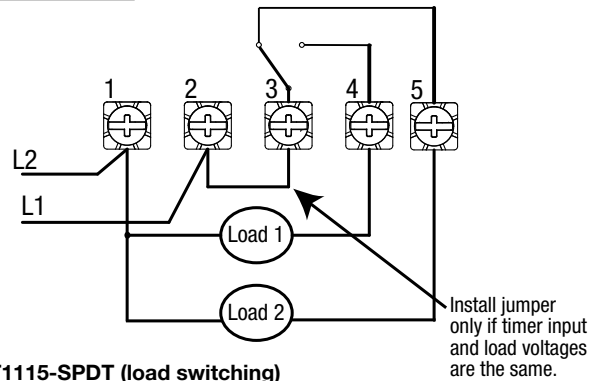
Diagrams

Timer Power



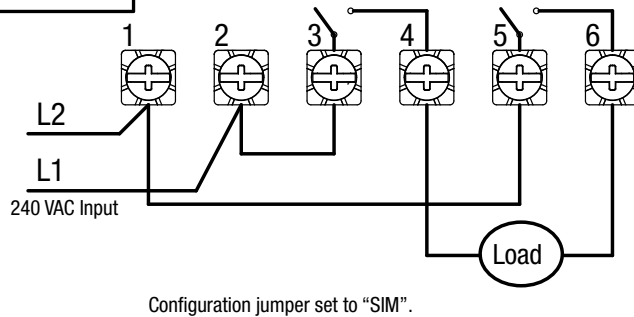
ET1105-120 VAC-SPST

Timer Power



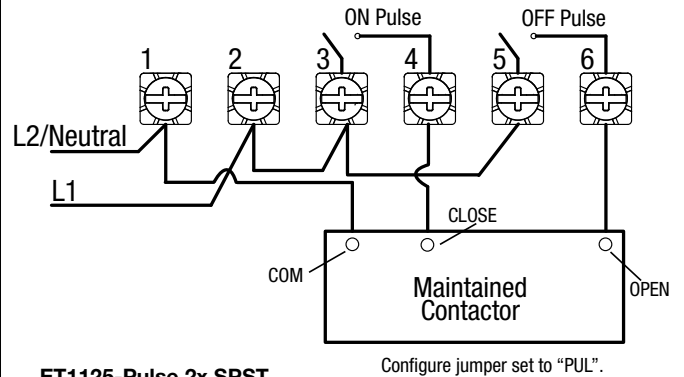
ET1115-SPDT (load switching)

Timer Power



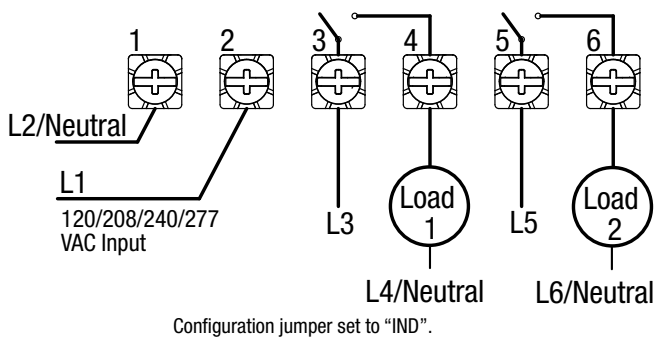
ET1125-240 VAC-DPST

Timer Power



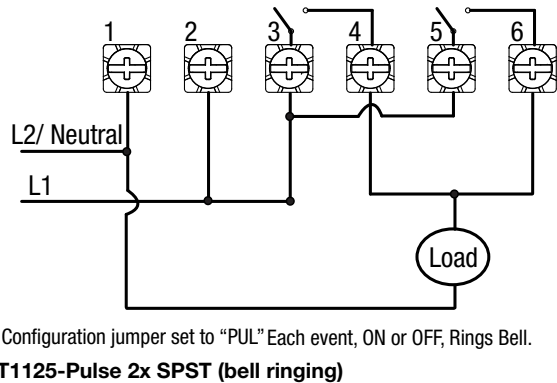
ET1125-Pulse 2x SPST

Timer Power



ET1125-2x SPST

Timer Power



ET1125-Pulse 2x SPST (bell ringing)

[illegible]